

Epson ePOS SDK for Android

User's Manual

[Functionality](#)[How to Use](#)[API Reference](#)[Device Specifications](#)[Sample Programs](#)[Application Guide](#)[Appendix](#)

Precautions

- Unauthorized duplication, copying, reproduction, or modification of any part or all of this document is strictly prohibited.
- Contents of this manual are subject to change without prior notice. Contact us directly for the most recent information.
- Every effort is made to ensure that the contents of this manual are without error. Please contact us if any errors or other issues are found.
- The previous statement notwithstanding, we will not be liable for any negative impact as a result of use.
- Epson shall not be liable for any damages caused as a result of using this product incorrectly, failing to comply with the content of this document, or having repair or modifications performed by third parties other than Epson or those specified by Epson.
- Epson shall not be liable for any issues as a result of installing optional parts or consumables that are not genuine Epson parts or parts certified by Epson.

Trademarks

Android™ is a trademark of Google LLC.

Java™ are trademarks of Oracle Corporation, its subsidiaries, and related companies in the United States and other countries.

Wi-Fi® is a registered trademark of Wi-Fi Alliance®.

The Bluetooth® word mark and logos are registered trademarks owned by Bluetooth SIG, Inc. and any use of such marks by Seiko Epson Corporation is under license.

QR Code is a registered trademark of Denso Wave Incorporated.

All other trademarks are the property of their respective owners and used for identification purpose only.

ESC/POS Command System



Epson has embarked on a global initiative by developing ESC/POS, a unique POS printer command system. ESC/POS contains a wealth of unique commands, many of which are patent-protected. Our system enables the configuration of versatile POS systems with a high level of scalability. In addition to being compatible with most Epson POS printers and displays, the flexibility provided by this unique control system facilitates ease of future upgrades. This functionality and convenience of use are appreciated around the world.

©Seiko Epson Corporation 2015–2024

Safety Precautions

Meaning of Symbols

The following symbols are used in this manual. Make sure to understand the meaning of these symbols before using the product.

	Describes usage precautions that must be observed. Incorrect handling due to the disregard of this information may result in product failure or incorrect operation.
	Describes additional explanation or other useful information.

Usage Limitations

Please use our products in environments and systems designed with consideration to safety and disaster recovery such as fail-safe configurations and redundant designs, for example, if this product is used in applications in which a high level of reliability and safety in functionality and precision is required such as in aircraft, trains, ships, automobiles and other transportation-related applications or in crime prevention equipment and safety equipment.

This product is not intended for use in applications that require extremely high levels of reliability and safety such as in aerospace equipment, trunk-line communications equipment, nuclear power control equipment, and medical equipment. Consider your usage environment and requirements carefully before using this product in such applications.

About this Manual

Purpose of this Manual

This manual provides the information necessary to develop applications using Epson ePOS SDK for Android.

Organization of this Manual

This manual is organized into the following chapters.

Chapter 1	Functionality
Chapter 2	How to Use
Chapter 3	API Reference
Chapter 4	Device Specifications
Chapter 5	Sample Programs
Chapter 6	Application Guide
Appendix	Open Source Software Licensing

Contents

■ Safety Precautions	3
Meaning of Symbols	3
■ Usage Limitations	3
■ About this Manual	3
Purpose of this Manual	3
Organization of this Manual	3
■ Contents	4

Functionality 13

■ Application Development in Epson ePOS SDK for Android	13
TM Printer Models	14
Customer Display Models	15
TM Printer + DM-D + barcode scanner model	16
POS Terminal Model	17
■ Epson ePOS SDK for Android Development Environment	18
■ Application Operating Environment	18
Supported printers	18
Functions provided in each printer	20
Controllable Peripheral Devices	23
■ Downloadable Content	24
■ Web Content	25
■ Limitations	25

How to Use 26

■ Printer Connections	26
■ Creating an Epson ePOS SDK for Android Project	26
■ Programming Guide	30
Programming Flow	30
Effective range of command buffers for setting	36
Status	37

API Reference 38

■ List of ePOS SDK API	38
Printer class	38
LFCPrinter class	44
HybridPrinter class	46
LineDisplay class	49
Keyboard class	51
POSKeyboard class	52

BarcodeScanner class.....	52
MSR class	52
SimpleSerial class	53
GermanyFiscalElement class	53
OtherPeripheral class	53
CommBox class	54
Common to all classes	54
Discovery class.....	54
Epos2Exception class	54
Log class.....	55
EasySelect class	55
EasySelectInfo class	55

■ **Printer class..... 56**

Printer	56
connect	59
disconnect.....	63
startMonitor	64
stopMonitor	65
getStatus.....	66
sendData.....	69
beginTransaction	70
endTransaction.....	71
requestPrintJobStatus	72
clearCommandBuffer	73
addTextAlign	74
addLineSpace	75
addTextRotate	76
addText.....	77
addTextLang.....	78
addTextFont.....	79
addTextSmooth.....	80
addTextSize.....	81
addTextStyle.....	82
addHPosition.....	84
addFeedUnit.....	85
addFeedLine.....	86
addImage	87
addLogo.....	91
addBarcode.....	92
addSymbol.....	97
addHLine	102
addVLineBegin	104
addVLineEnd	106
addPageBegin.....	107
addPageEnd	108
addPageArea.....	109
addPageDirection.....	111
addPagePosition	112
addPageLine.....	114
addPageRectangle	116
addRotateBegin	118
addRotateEnd	120
addCut	121
addPulse	123
addSound.....	125
addFeedPosition	127
addLayout	128

addCommand	132
getMaintenanceCounter.....	133
resetMaintenanceCounter	135
getPrinterSetting	137
setPrinterSetting	141
getPrinterSettingEx	145
setPrinterSettingEx	146
setPrinterSettingEx[Obsolete]	148
verifyPassword.....	150
getPrinterInformation.....	152
downloadFirmwareList.....	156
getPrinterFirmwareInfo	158
verifyUpdate.....	160
updateFirmware.....	162
forceRecover.....	165
forcePulse	166
forceStopSound	168
forceCommand.....	169
forceReset.....	170
setStatusChangeEventListeners	171
setReceiveEventListeners	173
setGetPrinterSettingExListeners	175
setSetPrinterSettingExListeners	177
setVerifyPasswordListeners	179
interval.....	181

■ LFCPrinter class..... 182

LFCPrinter	182
connect	184
disconnect.....	186
startMonitor	187
stopMonitor	188
getStatus.....	189
sendLFCDData	192
setStatusChangeEventListeners	194
setSendCompleteEventListeners	196
setPrintCompleteEventListeners	198

■ HybridPrinter class..... 199

HybridPrinter.....	199
connect	200
disconnect.....	203
startMonitor	204
stopMonitor	205
getStatus.....	206
sendData.....	208
beginTransaction	209
endTransaction.....	210
clearCommandBuffer	211
selectPaperType.....	212
waitInsertion	213
cancellInsertion	214
ejectPaper	215
readMicrData.....	216
cleanMicrReader	217
forceRecover.....	218
forcePulse	219
forceCommand.....	221

forceReset.....	222
paperType	223
interval.....	224
waitTime	225
mode40Cpl	226
setStatusChangeListener	227
setReceiveEventListener	229

■ **LineDisplay class** 232

LineDisplay.....	232
connect	233
disconnect.....	236
getStatus.....	237
sendData.....	238
clearCommandBuffer.....	239
addInitialize	240
addCreateWindow	241
addDestroyWindow.....	243
addSetCurrentWindow.....	244
addClearCurrentWindow.....	245
addCreateScreen	246
addCreateScreenCustom.....	249
addCreateTextArea.....	252
addDestroyTextArea	254
addSetCurrentTextArea.....	255
addClearCurrentTextArea	256
addSetCursorPosition	257
addMoveCursorPosition	259
addSetCursorType.....	260
addText.....	261
addReverseText	264
addMarqueeText.....	266
addSetBlink.....	268
addSetBrightness	269
addBackgroundColor.....	270
addStartSlideShow	272
addStopSlideShow.....	273
addDownloadImage	274
addRegisterDownloadImage.....	276
addNVImage	278
addClearImage	280
addSymbol.....	281
addClearSymbol.....	284
addShowClock.....	285
addCommand.....	286
setReceiveEventListener	287

■ **Keyboard class** 289

Keyboard	289
connect	290
disconnect.....	292
getStatus.....	293
setPrefix.....	294
getPrefix.....	295
setKeyPressEventListener	296
setReadStringEventListener	297

■ **POSKeyboard class**..... 298

PosKeyboard	298
connect	299
disconnect.....	301
getStatus.....	302
setKeyPressEventListener	303
■ BarcodeScanner class.....	304
BarcodeScanner	304
connect	305
disconnect.....	308
getStatus.....	309
setScanEventListener	310
■ MSR class	311
Msr	311
connect	312
disconnect.....	314
getStatus.....	315
setDataEventListener	316
■ SimpleSerial class	318
SimpleSerial	318
connect	319
disconnect.....	321
getStatus.....	322
sendCommand	323
setReceiveEventListener	324
■ GermanyFiscalElement Class	325
GermanyFiscalElement.....	325
connect	326
disconnect.....	330
getStatus.....	331
operate	332
setReceiveEventListener	333
■ OtherPeripheral class.....	335
OtherPeripheral.....	335
connect	336
disconnect.....	338
getStatus.....	339
sendData.....	340
setReceiveEventListener	341
■ CommBox class.....	342
CommBox	342
connect	343
disconnect.....	345
getStatus.....	346
getCommHistory	347
sendMessage	349
setReceiveEventListener	351
■ Common to all classes	352
getAdmin.....	352
getLocation.....	353
setConnectionEventListener	354
■ Discovery class	355

start.....	355
stop	360
■ Epos2Exception class	361
getErrorStatus.....	361
■ Log class	362
setLogSettings.....	362
SdkVersion	364
■ EasySelect class.....	365
parseNFC	365
parseQR.....	366
createQR	367
■ EasySelectInfo class	368
deviceType	368
printerName	368
macAddress	368
■ Status list	369
Error Status and countermeasures.....	369
Callback Code and countermeasures.....	371
Printer Status and countermeasures	374
■ Key code list	378

Device Specifications.....380

■ List of Supported Classes	380
■ List of Supported APIs.....	384
Printer class.....	384
LineDisplay class	399
Common to all classes	408
EasySelect class	410
■ Printer-specific Support Information	412
TM-m10.....	412
TM-m30.....	418
TM-m30II.....	426
TM-m30II-H.....	434
TM-m30II-NT.....	441
TM-m30II-S.....	448
TM-m30II-SL.....	455
TM-m30III.....	461
TM-m30III-H.....	466
TM-m50.....	471
TM-m50II.....	478
TM-m50II-H.....	483
TM-T20.....	488
TM-T20II.....	493
TM-T20III.....	498
TM-T20IIIL.....	504
TM-T20IV.....	509
TM-T20IV-L.....	515
TM-T20IV-SP.....	520
TM-T20X.....	526

TM-T20X-II	531
TM-T60	536
TM-T70	540
TM-T70II	544
TM-T81II	549
TM-T81III	553
TM-T82	558
TM-T82II	563
TM-T82III	569
TM-T82IIIL	575
TM-T82IV	581
TM-T82IV-L	587
TM-T82X	593
TM-T82X-II	598
TM-T83II	603
TM-T83III	608
TM-T83IV	613
TM-T88V	618
TM-T88VI	623
TM-T88VII	631
TM-T100	638
TM-L90 Liner-Free Label Printer Model	643
TM-L100	648
TM-U220	654
TM-U220II	657
TM-U330	660
EU-m30	664
TM-P20	670
TM-P20II	678
TM-P60 (Receipt)	684
TM-P60 (Peeler)	688
TM-P60II (Receipt)	693
TM-P60II (Peeler)	699
TM-P80	705
TM-P80II	711
TM-H6000V	717
TM-T20II-i	723
TM-T70-i	728
TM-T82II-i	733
TM-T83II-i	738
TM-T88V-i	743
TM-T88VI-iHUB	748
TM-U220-i	756
TM-U220IIB-i	759
TM-T70II-DT	763
TM-T70II-DT2	768
TM-T88V-DT	773
TM-T88VI-DT2	778
TM-H6000IV-DT	784
TM-T88IV	789
TM-T90	793
TM-L90	797
TM-H6000IV	801

■ **Usage restriction by firmware version 805**

TM-i Series/TM-DT Series	805
TM-m30	806
TM-m30II-H/TM-m30II-NT/TM-m30II-S/TM-m30II-SL	807

TM-T88VI	807
TM-T88VI-iHUB.....	808
TM-L100	808

Sample Programs809

■ Functionality.....	809
ePOS2Printer	809
ePOS2LFCPrinter.....	810
ePOS2 Hybrid Printer	810
ePOS2Discovery.....	811
ePOS2LineDisplay	811
ePOS2Keyboard	811
ePOS2POSKeyboard	811
ePOS2BarcodeScanner.....	812
ePOS2MSR.....	812
ePOS2SimpleSerial.....	813
ePOS2GermanyFiscalElement.....	813
ePOS2OtherPeripheral	814
ePOS2CommBox.....	814
ePOS2EasySelect	814
■ Use Environment.....	815
■ Installation Procedure	815

Application Guide.....818

■ To connect via USB	818
■ To search printers	819
■ To monitor continuously	820
■ To use the same printer from multiple mobile devices	822
■ To specify a transaction.....	823
■ To reconnect to the network automatically	824
■ To transmit and receive the data between applications	825
■ To perform forward printing	827
■ To select a printer using its NFC tag	829
■ To select a printer using its QR code.....	831
■ To perform check process.....	833
■ To control multiple peripheral devices	835
■ To control multiple peripheral devices	836
■ To update the printer firmware version	837
■ How to Effectively Use the LFCPrinter Class.....	838

Appendix840

■ Open Source Software Licensing 840

Sample Programs.....840

libraries840

Functionality

Epson ePOS SDK for Android is an SDK for developing Android applications. Using Epson ePOS SDK for Android enables the use of simple code to control TM printers. Also, in some TM printers, peripheral devices such as the customer display and barcode scanner that are connected to the printer, and slave printers that are connected over a network can be controlled. In addition, application software using unique functions such as the spooler function and Communication Box, etc. can also be developed.

In this manual, printers are classified as follows.

Type	Description
TM Printers	Collective name for the following receipt printer models: <ul style="list-style-type: none"> • Single-function models • Mobile models • Hybrid models • TM-i Series • TM-DT Series
Slave Printers	A collective name for TM printers connected over a network that are controlled from a smart device via the master TM printer.

Application Development in Epson ePOS SDK for Android

The following section describes the system configurations of applications developed in Epson ePOS SDK for Android.


Refer to the Technical Reference Guide of each printer for information on system configuration methods.

TM Printer Models

This is a system in which a smart device and TM printer are connected through communication.

A connection method (Bluetooth/Wi-Fi/Ethernet/USB) conforming to the specifications of your smart device and TM printer can be selected.

Multiple TM printers can be controlled via a Wi-Fi/Ethernet connection.

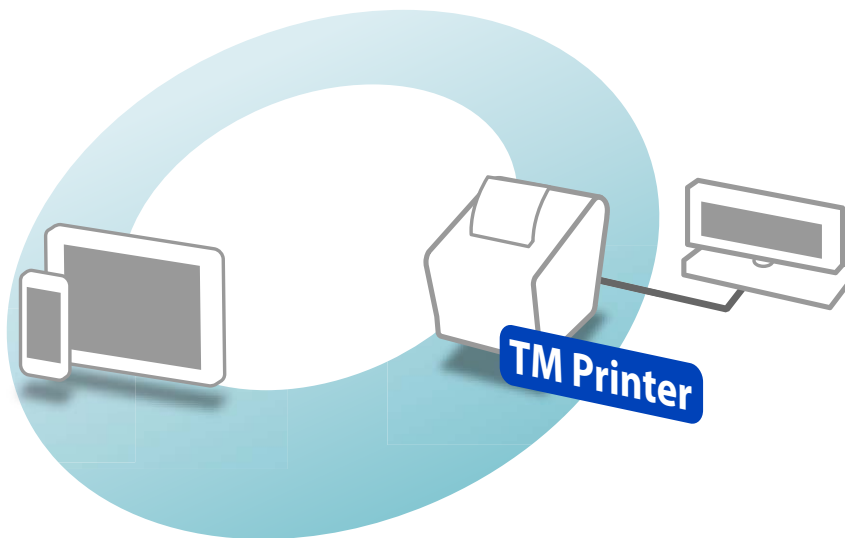


Customer Display Models

This is a system in which the TM printer and customer display are controlled from a smart device.

The customer display is connected to the TM printer, and the smart device and TM printer are connected through communication.

A connection method (Bluetooth/Wi-Fi/Ethernet/USB) conforming to the specifications of your smart device and TM printer can be selected.



When using the DM-D70 in the following cases, the ePOS-Device settings of the DM-D70 must be changed to "DM-D30".

- In a system using SSL/TSL communication for establishing a connection between the printer and the smart device, replace the DM-D30 with the DM-D70.
- Replace the DM-D30 connected to the TM-m30/TM-m30II/TM-m50/TM-T88VI/TM-T88VI-iHUB with the DM-D70.

To change the ePOS-Device settings of the DM-D70, use the DM-D70 Utility.

TM Printer + DM-D + barcode scanner model

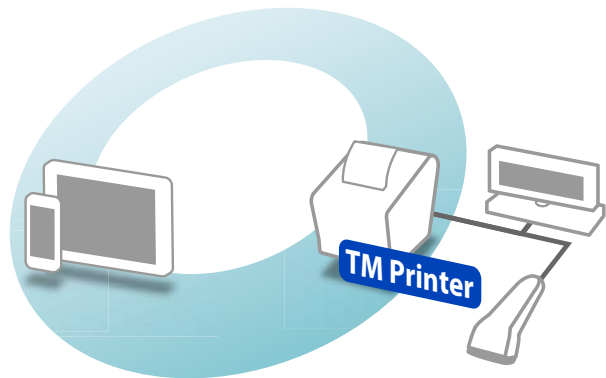
This is a system in which the TM Printer and DM-D (customer display), as well as the barcode scanner are controlled from a smart device. The DM-D and the barcode scanner are connected to the TM Printer, and the smart device and TM Printer are connected through communication.

A connection method (Bluetooth/Wi-Fi/Ethernet/USB) conforming to the specifications of your smart device and the TM Printer can be selected.

TM Printer + DM-D + barcode scanner model can be configured by combining together the following TM printers and DM-D.

	DM-D30	DM-D70
TM-m30	✓	-
TM-m30II	✓	-
TM-m30II-H	✓	✓
TM-m30II-NT	✓	✓
TM-m30II-S	✓	✓
TM-m30II-SL	✓	✓
TM-m30III	✓	✓
TM-m30III-H	✓	✓
TM-m50	✓	-
TM-m50II	✓	✓
TM-m50II-H	✓	✓

	DM-D30	DM-D70
TM-T88VI	✓	-
TM-T88VII	✓	✓
TM-L100	✓	✓



- If you use the DM-D30, you can connect the barcode scanner to the DM-D30 and use.
- For details on how to connect the DM-D and barcode scanner, refer to the Technical Reference Guide of each TM printer.
- You can also connect only the barcode scanner for use, without connecting the DM-D to the TM printer.

The ePOS-Device settings of the TM printer must be set to "Enable", and settings can be made from the Utility Software exclusive to each model.

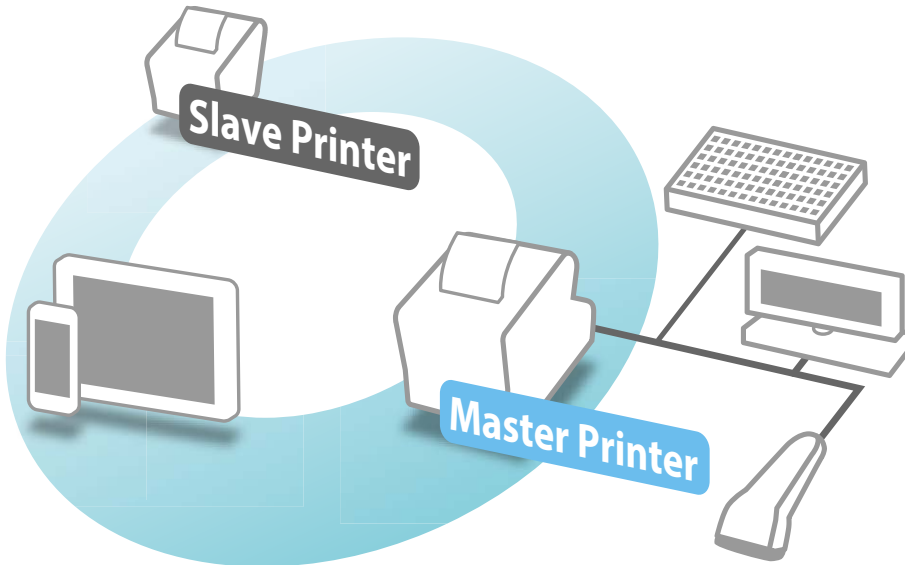
TM Printer	Software
TM-m30	EpsonNet Config (Web version)
TM-T88VI	TM-T88VI Utility
TM-T88VII	TM-T88VII Utility
TM-L100	TM-L100 Utility



- In the following TM printers, the ePOS-Device settings are enabled with the default settings.
TM-m30II-S / TM-m30II-SL
- In the following TM printers, the default settings for the ePOS-Device settings vary according to the destination. Check the settings in EpsonNet Config (Web version) or the Utility Software exclusive to each model.
TM-m30II / TM-m30II-H / TM-m30II-NT / TM-m30III / TM-m30III-H / TM-m50 / TM-m50II / TM-m50II-H

POS Terminal Model

This is a system in which a smart device and the TM printer (master) that acts as the POS terminal are connected through Wi-Fi/Ethernet network communication, and operation is performed by connecting multiple peripheral devices such as slave printers and customer display, etc. to the master printer.



In addition to Epson's peripheral devices, the POS terminal model can control various peripheral devices from the device control program and device control script originally developed by Epson.

Since the software to be loaded and the version of the software differ depending on the TM printer that acts as the POS terminal, the peripheral devices that can be controlled are also different.

For details on controllable peripheral devices, refer to the Technical Reference Guide of the printer.

The device control programs are implemented in TM-DT series (TM-DT software version 4.0 or later).

Refer to TM-DT Series Peripheral Device Control Guide for information on the device control programs and device control scripts.

Epson ePOS SDK for Android Development Environment

The following development environment needs to be prepared to develop applications using the Epson ePOS SDK for Android.

- ☐ Android SDK r15 or later
- ☐ Java Development Kit 7 or later

Application Operating Environment

This section describes the operating environment for applications developed using the Epson ePOS SDK for Android.

For the most recent information on applicable smart devices, refer to the README.en.txt file contained in the "Epson ePOS SDK for Android" package.

Supported printers

The following list of printers can be controlled from the applications.



Usable interfaces vary depending on the specific TM printer. Refer to the Technical Reference Guide of each printer for more information.

Single-function models

- | | | |
|--------------------------------------|--------------------------------------|--|
| <input type="checkbox"/> TM-m10 | <input type="checkbox"/> TM-T20IV | <input type="checkbox"/> TM-T82X |
| <input type="checkbox"/> TM-m30 | <input type="checkbox"/> TM-T20IV-L | <input type="checkbox"/> TM-T82X-II |
| <input type="checkbox"/> TM-m30II | <input type="checkbox"/> TM-T20IV-SP | <input type="checkbox"/> TM-T83II |
| <input type="checkbox"/> TM-m30II-H | <input type="checkbox"/> TM-T20X | <input type="checkbox"/> TM-T83III |
| <input type="checkbox"/> TM-m30II-NT | <input type="checkbox"/> TM-T20X-II | <input type="checkbox"/> TM-T83IV |
| <input type="checkbox"/> TM-m30II-S | <input type="checkbox"/> TM-T60 | <input type="checkbox"/> TM-T88V |
| <input type="checkbox"/> TM-m30II-SL | <input type="checkbox"/> TM-T70 | <input type="checkbox"/> TM-T88VI |
| <input type="checkbox"/> TM-m30III | <input type="checkbox"/> TM-T70II | <input type="checkbox"/> TM-T88VII |
| <input type="checkbox"/> TM-m30III-H | <input type="checkbox"/> TM-T81II | <input type="checkbox"/> TM-T100 |
| <input type="checkbox"/> TM-m50 | <input type="checkbox"/> TM-T81III | <input type="checkbox"/> TM-L90 Liner-Free Label Printer Model |
| <input type="checkbox"/> TM-m50II | <input type="checkbox"/> TM-T82 | <input type="checkbox"/> TM-L100 |
| <input type="checkbox"/> TM-m50II-H | <input type="checkbox"/> TM-T82II | <input type="checkbox"/> TM-U220 |
| <input type="checkbox"/> TM-T20 | <input type="checkbox"/> TM-T82III | <input type="checkbox"/> TM-U220II |
| <input type="checkbox"/> TM-T20II | <input type="checkbox"/> TM-T82IIIL | <input type="checkbox"/> TM-U330 |
| <input type="checkbox"/> TM-T20III | <input type="checkbox"/> TM-T82IV | <input type="checkbox"/> EU-m30 |
| <input type="checkbox"/> TM-T20IIIL | <input type="checkbox"/> TM-T82IV-L | |

Mobile models

- | | | |
|-----------------------------------|-----------------------------------|-----------------------------------|
| <input type="checkbox"/> TM-P20 | <input type="checkbox"/> TM-P60 | <input type="checkbox"/> TM-P80 |
| <input type="checkbox"/> TM-P20II | <input type="checkbox"/> TM-P60II | <input type="checkbox"/> TM-P80II |
-

Hybrid models

- ☐ TM-H6000V
-

TM-i Series

- | | |
|---|--|
| <input type="checkbox"/> TM-T20II-i | <input type="checkbox"/> TM-T88V-i (TM-i firmware Ver. 4.0 or later) |
| <input type="checkbox"/> TM-T70-i (TM-i firmware Ver. 4.0 or later) | <input type="checkbox"/> TM-T88VI-iHUB |
| <input type="checkbox"/> TM-T82II-i | <input type="checkbox"/> TM-U220-i |
| <input type="checkbox"/> TM-T83II-i | <input type="checkbox"/> TM-U220IIB-i |
-

TM-DT Series

- | | |
|---------------------------------------|--|
| <input type="checkbox"/> TM-T70II-DT | <input type="checkbox"/> TM-T88VI-DT2 |
| <input type="checkbox"/> TM-T70II-DT2 | <input type="checkbox"/> TM-H6000IV-DT |
| <input type="checkbox"/> TM-T88V-DT | |

Functions provided in each printer

Among the functions provided by Epson ePOS SDK for Android, those that can be used differ according to the printer.

Refer to the list below.

	SSL/TLS communication ^{*1}	Ringing control of built-in buzzer	Ringing control of optional external buzzer	Printing by multiple interfaces	Control of slave printers	Spooler/Print Forwarding	Communication Box	Control of peripheral devices ^{*2}	Simple selection using NFC tag	Simple selection using QR code
TM-m10	-	-	✓	✓	-	-	-	-	✓	✓
TM-m30	✓	-	✓	✓ ^{*5}	-	-	-	✓	✓	✓
TM-m30II	✓	-	✓	✓ ^{*5}	-	-	-	✓	✓	✓
TM-m30II-H	✓	-	✓	✓ ^{*5}	-	-	-	✓	✓	✓
TM-m30II-NT	✓	-	✓	✓ ^{*5}	-	-	-	✓	✓	✓
TM-m30II-S	✓	-	✓	✓ ^{*5}	-	-	-	✓	-	✓
TM-m30II-SL	✓	-	✓	✓ ^{*5}	-	-	-	✓	-	✓
TM-m30III	✓	-	✓	✓ ^{*5}	-	-	-	✓	✓	✓
TM-m30III-H	✓	-	✓	✓ ^{*5}	-	-	-	✓	✓	✓
TM-m50	✓	-	✓	✓ ^{*5}	-	-	-	✓	✓	✓
TM-m50II	✓	-	✓	✓ ^{*5}	-	-	-	✓	✓	✓
TM-m50II-H	✓	-	✓	✓ ^{*5}	-	-	-	✓	✓	✓
TM-T20	-	-	✓	-	-	-	-	-	-	✓
TM-T20II	-	-	✓	-	-	-	-	-	-	✓
TM-T20III	-	-	✓	-	-	-	-	-	-	✓
TM-T20IIIL	-	-	✓	-	-	-	-	-	-	✓
TM-T20IV	-	-	✓	-	-	-	-	-	-	✓
TM-T20IV-L	-	-	✓	-	-	-	-	-	-	✓
TM-T20IV-SP	-	-	✓	-	-	-	-	-	-	✓
TM-T20X	-	-	✓	-	-	-	-	-	-	✓
TM-T20X-II	-	-	✓	-	-	-	-	-	-	✓
TM-T60	-	-	-	-	-	-	-	-	-	✓
TM-T70	-	-	✓	-	-	-	-	-	-	✓
TM-T70II	-	✓ ^{*4}	✓	-	-	-	-	-	-	✓

	SSL/TLS communication ^{*1}	Ringing control of built-in buzzer	Ringing control of optional external buzzer	Printing by multiple interfaces	Control of slave printers	Spooler/Print Forwarding	Communication Box	Control of peripheral devices ^{*2}	Simple selection using NFC tag	Simple selection using QR code
TM-T81II	-	-	-	-	-	-	-	-	-	✓
TM-T81III	-	-	✓	-	-	-	-	-	-	✓
TM-T82	-	-	✓	-	-	-	-	-	-	✓
TM-T82II	-	✓ ^{*4}	✓	-	-	-	-	-	-	✓
TM-T82III	-	✓ ^{*4}	✓	-	-	-	-	-	-	✓
TM-T82IIIL	-	-	✓	-	-	-	-	-	-	✓
TM-T82IV	-	✓ ^{*4}	✓	-	-	-	-	-	-	✓
TM-T82IV-L	-	-	✓	-	-	-	-	-	-	✓
TM-T82X	-	-	✓	-	-	-	-	-	-	✓
TM-T82X-II	-	-	✓	-	-	-	-	-	-	✓
TM-T83II	-	✓ ^{*4}	✓	-	-	-	-	-	-	✓
TM-T83III	-	-	✓	-	-	-	-	-	-	✓
TM-T83IV	-	-	✓	-	-	-	-	-	-	✓
TM-T88V	-	✓ ^{*4}	✓	-	-	-	-	-	-	✓
TM-T88VI	✓ ^{*3}	✓ ^{*4}	✓	✓ ^{*5}	✓	✓	-	✓	✓	✓
TM-T88VII	✓ ^{*3}	✓ ^{*4}	✓	✓ ^{*5}	-	-	-	✓	✓	✓
TM-T100	-	-	✓	-	-	-	-	-	-	✓
TM-L90 Liner-Free Label Printer Model	-	-	✓	-	-	-	-	-	-	✓
TM-L100	✓	✓ ^{*4}	✓	✓ ^{*5}	-	-	-	✓	✓	✓
TM-U220	-	-	-	-	-	-	-	-	-	✓
TM-U220II	-	-	✓	-	-	-	-	-	-	-
TM-U330	-	-	-	-	-	-	-	-	-	✓
EU-m30	-	-	-	✓	-	-	-	-	-	✓
TM-P20	-	✓	-	-	-	-	-	-	✓	✓
TM-P20II	✓	✓	-	✓	-	-	-	-	✓	✓
TM-P60	-	-	-	-	-	-	-	-	-	✓
TM-P60II	-	✓	-	-	-	-	-	-	✓	✓
TM-P80	-	✓	-	-	-	-	-	-	✓	✓

	SSL/TLS communication ^{*1}	Ring control of built-in buzzer	Ring control of optional external buzzer	Printing by multiple interfaces	Control of slave printers	Spooler/Print Forwarding	Communication Box	Control of peripheral devices ^{*2}	Simple selection using NFC tag	Simple selection using QR code
TM-P80II	✓	✓	-	✓	-	-	-	-	✓	✓
TM-H6000V	✓	-	-	✓	-	-	-	✓	✓	✓
TM-T20II-i	✓	-	✓	-	✓	✓	✓	✓	-	-
TM-T70-i	✓	-	-	-	✓	✓	✓	✓	-	-
TM-T82II-i	✓	✓ ^{*4}	✓	-	✓	✓	✓	✓	-	-
TM-T83II-i	✓	✓ ^{*4}	✓	-	✓	✓	✓	✓	-	-
TM-T88V-i	✓	-	✓	-	✓	✓	✓	✓	-	-
TM-T88VI-iHUB	✓	✓ ^{*4}	✓	-	✓	✓	✓	✓	✓	-
TM-U220-i	✓	-	-	-	✓	✓	✓	✓	-	-
TM-U220IIB-i	✓	-	✓	-	✓	✓	✓	✓	-	-
TM-T70II-DT	✓	-	✓	-	✓	✓	✓	✓	-	-
TM-T70II-DT2	✓	-	✓	-	✓	✓	✓	✓	-	-
TM-T88V-DT	✓	-	✓	-	✓	✓	✓	✓	-	-
TM-T88VI-DT2	✓	-	✓	-	✓	✓	✓	✓	-	-
TM-H6000IV-DT	✓	-	-	-	✓	✓	✓	✓	-	-

*1: To communicate with the printer using SSL/TLS, select "TCPS" as the connection type in the connect API.

*2: The peripheral devices that can be used differ according to the printer. Refer to the Technical Reference Guide of each printer.

*3: Cannot be used in the system configuration of the customer display + barcode scanner model.

*4: Supports ringing control by the drawer kick command.

*5: Cannot be used in a system configuration with TM printer + barcode scanner.

Controllable Peripheral Devices

Control of the following peripheral devices is supported in Epson ePOS SDK for Android.



- The peripheral devices that can be used differ according to the printer. Refer to [Functions provided in each printer](#) or the Technical Reference Guide of each printer.
- By developing a device control program, a TM-DT series printer can control peripheral devices other than those introduced here.
Refer to TM-DT Series Peripheral Device Control Guide for information on the development.

Slave printer

Printers that can be used as slave printers differ according to the printer used as the master device.

For details, refer to the Technical Reference Guide of the printer to be used as the master device.

Customer display

☐ DM-D30

☐ DM-D110

☐ DM-D70

☐ DM-D210



- When using DM-D70, available display mode (Standard mode or Fixed column and row mode) varies by connected printer.
For more details, see DM-D70 Technical Reference Guide.
- When replacing the DM-D30 with the DM-D70 in the following system configurations, use the DM-D70 in the column/row fixed mode.
 - * Customer Display Models (SSL/TLS communication)
 - * TM Printer+DM-D+barcode scanner model
 - * POS Terminal Model

Peripheral Devices that can be Controlled by Device Control Programs

Peripheral devices conforming to the OPOS specifications can be controlled using the device control programs that are supported by TM-DT series (TM-DT software version 4.0 or later).

In the categories described below, peripheral devices having a driver that runs in combination with OPOS Common Control Object (OPOS CCO) 1.14.001 can be controlled.

☐ MSR

☐ POS keyboard

☐ Barcode scanner

Peripheral Devices that can be Controlled by Device Control Scripts

The peripheral devices listed below can be controlled from the device control scripts of the TM-i series/TM-DT series.

☐ Key input device

- MSR (Hitachi-Omron Terminal Solutions, Corp.)
- Keyboard (Standard HID device)
- Barcode scanner (Standard HID device)

☐ Serial communication device

Downloadable Content

Epson ePOS SDK for Android packages include the following files.

Filename/Folder name	Description
ePOS2.jar	Java archive that contains Java class files compiled to use the APIs in Java program.
ePOSEasySelect.jar	Contains Java class files that enable simple printer selection.
libepos2.so	Libraries used for execution of functions (Compatible with ARMv5TE).
libeposeasyselect.so	Libraries used for functions that enable easy printer selection (Compatible with ARMv5TE).
armeabi	This is the folder to store libraries for ARMv5TE. The following files are stored: <ul style="list-style-type: none"> libepos2.so libeposeasyselect.so
armeabi-v7a	This is the folder to store libraries for armeabi. The following files are stored: <ul style="list-style-type: none"> libepos2.so libeposeasyselect.so
arm64-v8a	This is the folder to store libraries for AArch64. The following files are stored: <ul style="list-style-type: none"> libepos2.so libeposeasyselect.so
x86	This is the folder to store libraries for x86 (IA-32). The following files are stored: <ul style="list-style-type: none"> libepos2.so libeposeasyselect.so
x86_64	This is the folder to store libraries for x86-64. The following files are stored: <ul style="list-style-type: none"> libepos2.so libeposeasyselect.so Operation is confirmed on virtual devices with architecture x86_64 and Android API 28 (Google APIs).
OPOS_CCOs_1.14.001.msi	This is the OPOS CCO installer package.
ePOS2_Sample_Android.zip	These files are sample programs.
DeviceControlProgram_Sample.zip	This file contains sample device control programs.
README.jp.txt	This is the Japanese README file.
README.en.txt	This is the English README file.
EULA.jp.txt	This is the Japanese software license agreement.
EULA.en.txt	This is the English software license agreement.
ePOS_SDK_Android_um_ja_revx.pdf	This is the Japanese user manual.

Filename/Folder name	Description
ePOS_SDK_Android_um_en_revx.pdf	This is the English user manual.
TM-DT_Peripherals_ja_revx.pdf	This is the Japanese TM-DT Series Peripheral Device Control Guide. This guide describes how to control peripheral devices with TM-DT series.
TM-DT_Peripherals_en_revx.pdf	This is the English TM-DT Series Peripheral Device Control Guide.
JSON_spc_en_revx.pdf	This is the JSON specifications. This describes the JSON specifications that are used for GermanyFiscalElement class.
JSON_Spec_sheet_revx.pdf	This explains the JSON specifications used in setPrinterSettingEx and setGetPrinterSettingExListener .
ePOS_SDK_Android_Migration_Guide_ja_revx.pdf	This is the Japanese migration guide. This guide describes the procedure to migrate from the ePOS-Print SDK or ePOS-Device SDK.
ePOS_SDK_Android_Migration_Guide_en_revx.pdf	This is the English migration guide.

Web Content

Online reference is publicly available from the following website.

https://support.epson.net/publist/reference_en/

Limitations

- ❑ Set the barcode scanner suffix to CR (carriage return code). Data cannot be obtained using any other settings.
- ❑ When using 2D barcode scanners, Japanese and other multi-byte characters cannot be read correctly. However, when the following printer and 2D barcode scanner are used in combination to read QR codes, multi-byte characters in UTF-8 encoding can be acquired correctly.
 - TM-m30
 - TM-m30II
 - TM-m30II-H
 - TM-m30II-NT
 - TM-m30II-S
 - TM-m30II-SL
 - TM-m30III
 - TM-m30III-H
 - TM-m50
 - TM-m50II
 - TM-m50II-H
 - TM-T88VI
 - TM-T88VII
 - TM-L100
- ❑ Control codes cannot be read from 2D barcode data if it contains ASCII control codes (0x00 through 0x1F).
- ❑ The number of device ports that can be simultaneously opened in the same application is 16 ports.
- ❑ Activity may sometimes be destroyed when rotating the screen. When storing print instances as Activity, call `closePrinter` from the `Print` class before the Activity is destroyed.
- ❑ Communication will be disrupted if a terminal enters sleep mode while communicating with a printer via a Bluetooth connection.
- ❑ When using a virtual device, a MAC address cannot be used in the target parameter for the `connect` API.

How to Use

This section describes how to create Epson ePOS SDK for Android projects and some basic programming methods used in the Epson ePOS SDK for Android.

Printer Connections

Connect smart devices and printers using a connection method that matches the system you want to create. Refer to the Technical Reference Guide of each printer for more information.



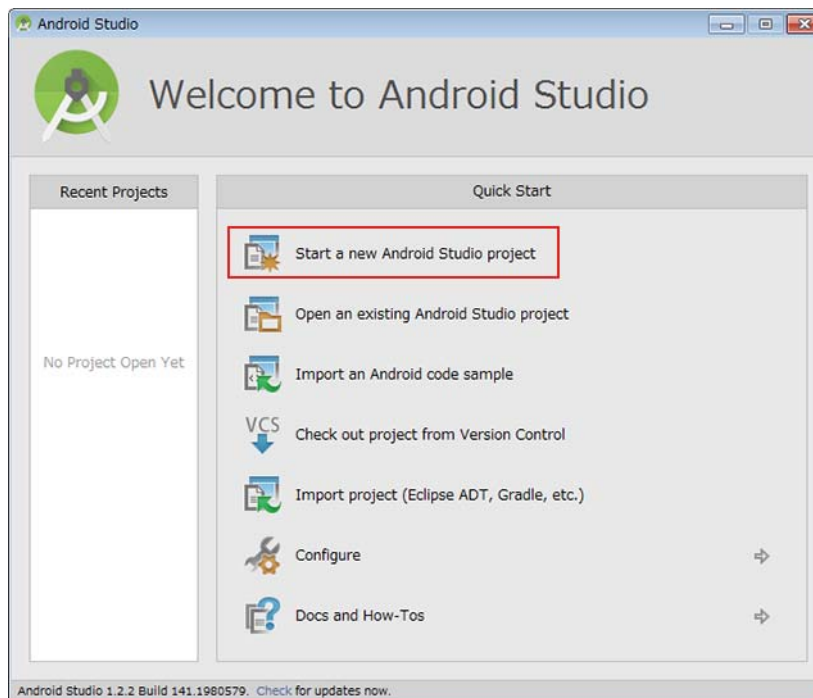
To connect via USB, refer to [To connect via USB](#).

Creating an Epson ePOS SDK for Android Project

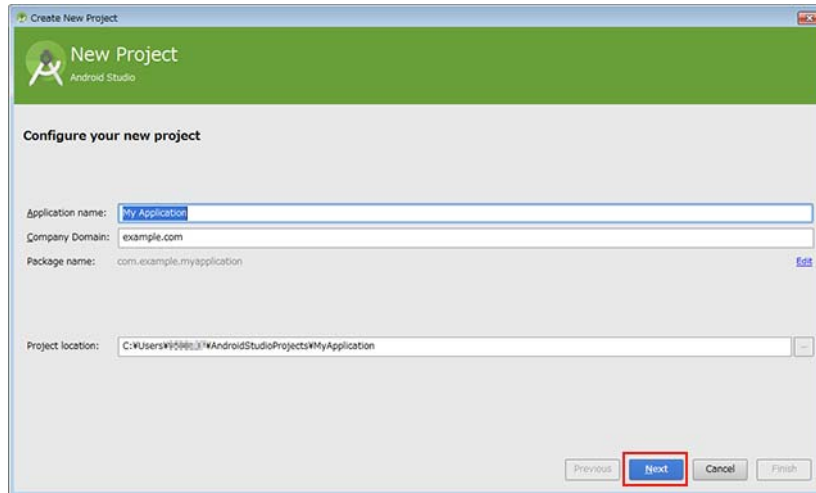


You can get the Android Studio from the following URL.
<http://developer.android.com/sdk/index.html>

- 1 Start Android Studio and click on **Start a new Android Studio project** to create a new project.



- 2 Configure the project in accordance with the type of application you will create. Configure the project in accordance with the instructions shown on the screen.



- 3 Store ePOS2.jar and ePOSEasySelect.jar in the following location.
C:\Users\[account name]\AndroidStudioProjects\[project name]\app\libs

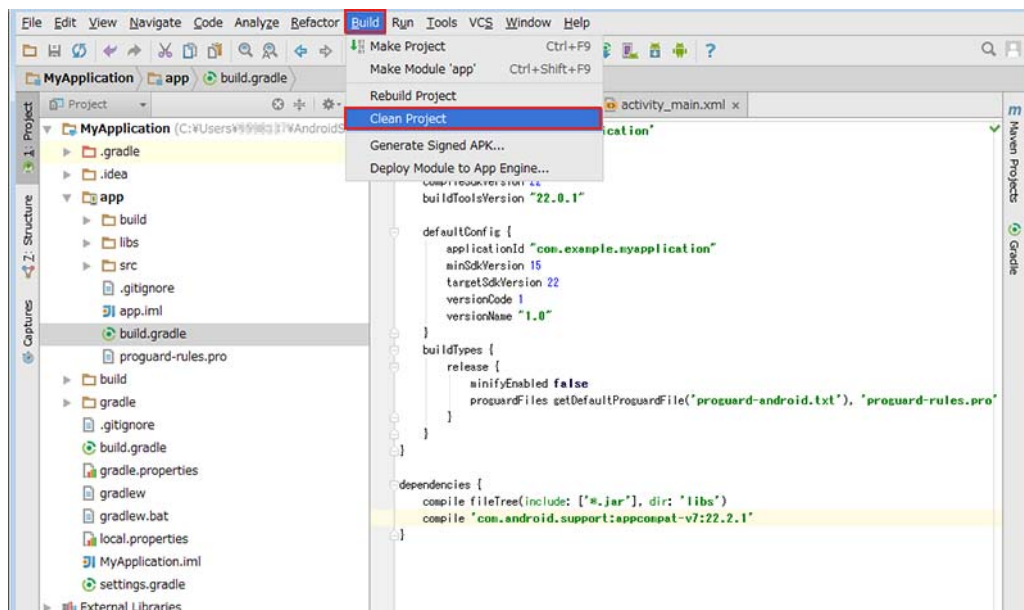


The folder structure after [project name] is automatically created when the project is created.

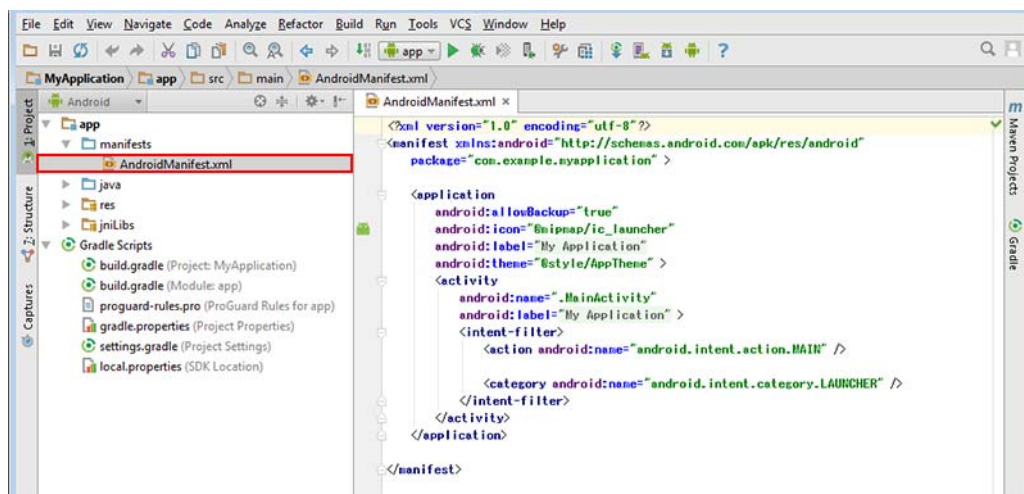
- 4 Create the following folder structure.
C:\Users\[account name]\AndroidStudioProjects\[project name]\app\src\main\jniLibs
- 5 Depending on your CPU, store the following folders bundled with this package in the jniLibs folder:
 - ☐ armeabi
 - ☐ arm64-v8a
 - ☐ armeabi-v7a
 - ☐ x86
 - ☐ x86_64

6 Open the project that was created in Android Studio.

7 Run **Clean Project** from the **Build** menu.



8 Double-click on **AndroidManifest.xml**.



9 Under the <manifest> element, declare the permission that specifies the method for connecting with devices.



It is recommended to declare the permission even when connecting with a device via USB. Refer to README.en.txt for more information.

❑ TCP

When using an application software that runs on Android 4.3.1 or lower, add permissions for the storage shown below.

```
<uses-permission
android:name="android.permission.WRITE_EXTERNAL_STORAGE"/>
<uses-permission
android:name="android.permission.READ_EXTERNAL_STORAGE"/>
```

❑ Wi-Fi

```
<uses-permission android:name="android.permission.INTERNET"/>
```

❑ Bluetooth

For API Level 28 or lower, specify "BLUETOOTH," "BLUETOOTH_ADMIN" and "ACCESS_COARSE_LOCATION."

```
<uses-permission android:name="android.permission.BLUETOOTH"/>
<uses-permission android:name="android.permission.BLUETOOTH_ADMIN"/>
<uses-permission
android:name="android.permission.ACCESS_COARSE_LOCATION"/>
```

For API Level 29 to 30, specify "BLUETOOTH," "BLUETOOTH_ADMIN" and "ACCESS_FINE_LOCATION."

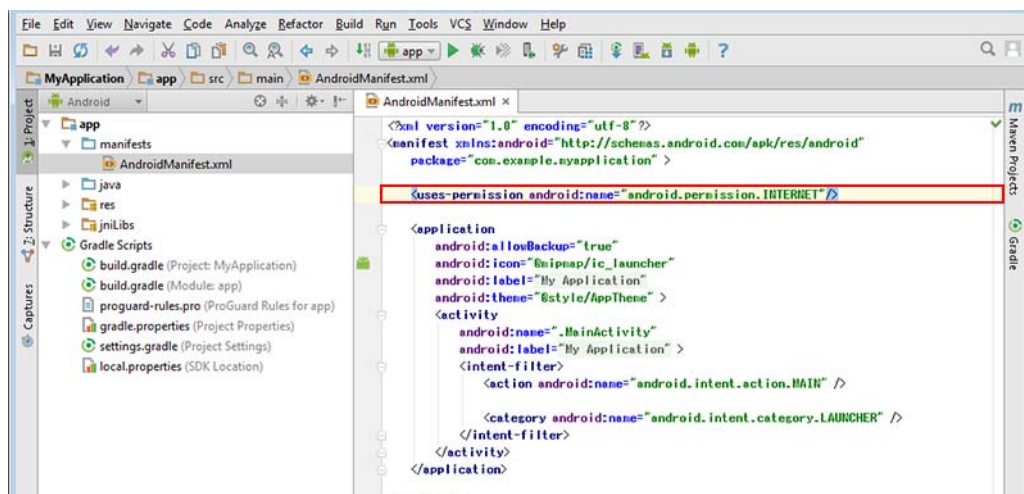
```
<uses-permission android:name="android.permission.BLUETOOTH"/>
<uses-permission android:name="android.permission.BLUETOOTH_ADMIN"/>
<uses-permission android:name="android.permission.ACCESS_FINE_LOCATION"/>
```

For API Level 31 or higher, specify "BLUETOOTH_SCAN" and "BLUETOOTH_CONNECT."

If the application does not acquire the physical location information, specify neverForLocation for android:usesPermissionFlags.

When acquiring physical location information, specify "ACCESS_FINE_LOCATION."

```
<uses-permission android:name="android.permission.BLUETOOTH_SCAN"
android:usesPermissionFlags="neverForLocation"/>
<uses-permission android:name="android.permission.BLUETOOTH_CONNECT"/>
```



Programming Guide

This section describes some of the basic programming methods used in the Epson ePOS SDK for Android.

Programming Flow

This section describes a flow to create a program for controlling printers or peripheral devices respectively.

- ☐ [Controlling Printers](#)
- ☐ [Controlling Customer Displays](#)
- ☐ [Controlling Keyboards and Barcode Scanners](#)



Do not add an API of Epson ePOS SDK in the callback.

Controlling Printers

The method of controlling the TM printer and slave printer, and programming receipt printing is described below.

1. Printer selection (class initialization)



2. Creating print data (data buffering)



3. Sending print data (connection with the devices/communication/printing/disconnection)

Printer selection (class initialization)

Initialize the Printer class and select the printer to control.

```
Printer printer = null;
try {
    printer = new Printer(Printer.TM_T88, Printer.MODEL_ANK, this);
}
catch (Epos2Exception e) {
    //Displays error messages
}
```

Register the print complete event listener.

```
printer.setReceiveEventListener(this);
```

Creating print data (data buffering)

Use add* API commands in the Printer class to create print data.

In the following example, data is created to print "Hello World" aligned in the center.

```
try {
    printer.addTextAlign(Printer.ALIGN_CENTER);
    printer.addText("Hello World");
}
catch (Epos2Exception e) {
    //Displays error messages
}
```

Sending print data (connection with the devices/communication/printing/disconnection)

Connect to the printer to which the created print data will be sent.

```
try {
    printer.connect("TCP:192.168.192.168", Printer.PARAM_DEFAULT);
}
catch (Epos2Exception e) {
    //Displays error messages
}
```

Run the print process and retrieve the print result in the callback. Do not add an API command in the callback.

```
try {
    printer.sendData(Printer.PARAM_DEFAULT);
}
catch (Epos2Exception e) {
    // Displays error messages
    // Abort process
}

public void onPtrReceive(final Printer printerObj, final int code, final PrinterStatusInfo status,
final String printJobId) {
    runOnUiThread(new Runnable() {
        @Override
        public synchronized void run() {
            if (code == Epos2CallbackCode.CODE_SUCCESS) {
                //Displays successful print messages
            }
            else {
                //Displays error messages
            }
        }
    });
    new Thread(new Runnable() {
        @Override
        public synchronized void run() {
            //Abort process
        }
    }).start();
}
```



When an error occurs, the print data that has been created is not erased until the command buffer is cleared. The print data can be used for re-printing in cases such as when the error processing ends.

Disconnect from the printer.

```
try {
    printer.disconnect();
}
catch (Epos2Exception e) {
    //Displays error messages
}
```

Clear the command buffer and terminate the printer control.

```
printer.clearCommandBuffer();
printer.setReceiveEventListener(null);
```

Controlling Customer Displays

This section describes the programming methods for controlling customer displays and displaying text on displays.

1. Device selection (class initialization)



2. Creating display data (data buffering)



3. Sending display data (connection with the devices/communication/printing/disconnection)

Device selection (class initialization)

Initialize the LineDisplay class and connect to the customer display.

```
LineDisplay linedisplay = null;
try {
    linedisplay = new LineDisplay(LineDisplay.DM_D30, this);
}
catch (Epos2Exception e) {
    //Displays error messages
}
```

Register the view complete event listener.

```
linedisplay.setReceiveEventListener(this);
```

Creating display data (data buffering)

Use add* API commands in the LineDisplay class to create display data.

In the following example, data is created to display "Hello World".

```
try {
    linedisplay.addText("Hello World");
}
catch (Epos2Exception e) {
    //Displays error messages
}
```

Sending display data (connection with the devices/communication/printing/disconnection)

Connect the customer display to which created display data will be sent.

```
try {
    linedisplay.connect("TCP:192.168.192.168", LineDisplay.PARAM_DEFAULT);
}
catch (Epos2Exception e) {
    //Displays error messages
}
```

Run the display process and retrieve the display result.

```
if (status.connection) {
    try {
        linedisplay.sendData();
    } catch (Epos2Exception e) {
        // Displays error messages
        // Abort process
    }
} else {
    // Displays error messages
    // Abort process
}

public void onDispReceive(final LineDisplay displayObj, final int code){
    runOnUiThread(new Runnable() {
        @Override
        public synchronized void run() {
            if (code == Epos2CallbackCode.CODE_SUCCESS) {
                //Displays successful print messages
            }
            else {
                //Displays error messages
            }
        }
    });
    new Thread(new Runnable() {
        @Override
        public synchronized void run() {
            //Abort process
        }
    }).start();
}
```

Disconnect from the customer display.

```
try {
    linedisplay.disconnect();
}
catch (Epos2Exception e) {
    //Displays error messages
}
```

Clear the command buffer and terminate the customer display control.

```
linedisplay.clearCommandBuffer();
linedisplay.setReceiveEventListener(null);
```

Controlling Keyboards and Barcode Scanners

This section describes how to create a program that enables receiving data input from keyboards and barcode scanners.

The following section describes the programming flow for controlling keyboards.

1. Connecting to the device



2. Receiving data



3. Disconnecting from the device

Connecting to the device

Initialize the Keyboard class, connect the keyboard, and then register the event listener that will receive input data.

```
Keyboard keyboard = null;

try {
    keyboard = new Keyboard(this);

    keyboard.setKeyPressEventListener(mKeyPressEvent);

    keyboard.connect("TCP:192.168.192.168[local_keyboard]", Keyboard.PARAM_DEFAULT);
}
catch (Epos2Exception e) {
    //Displays errors

    keyboard.setKeyPressEventListener(null);
}
```

Receiving data

Create the key press event listener.

```
private KeyPressListener mKeyPressEvent = new KeyPressListener() {
    @Override
    public void onKbdKeyPress(Keyboard keyboardObj, final int keyCode, final String ascii) {
        runOnUiThread(new Runnable() {
            @Override
            public synchronized void run() {
                if (keyCode != 0) {
                    //Displays receive messages.
                }
            }
        });
    }
};
```

Disconnecting from the device

Disrupt communication to terminate the reception of input data from the keyboard.

```
try {  
    keyboard.disconnect();  
}  
catch (Epos2Exception e) {  
    //Displays errors  
}  
  
keyboard.setKeyPressEventListener(null);  
keyboard = null;
```

Effective range of command buffers for setting

The valid range of add* of the Printer class used for setting depends on the print method.

Receipt

Effective after setting add* until `sendData` is executed.

The configured values are initialized every time `sendData` is executed. See below.

```
printer.addText("Hello World!\n");
printer.addTextFont(Printer.FONT_B);
printer.addText("Hello World!\n");
printer.addText("Hello World!\n");
printer.sendData(Printer.PARAM_DEFAULT);
printer.clearCommandBuffer;
printer.addText("Hello World!\n");
printer.sendData(Printer.PARAM_DEFAULT);
printer.clearCommandBuffer;
```

Red letters: Font A

Green letters: Font B

Slip, Endorsement, Validation

Effective after setting add* until the paper is ejected.

The configured values are initialized each time the following APIs are executed:

- ☐ `waitInsertion`
- ☐ `readMicrData`
- ☐ `sendData` (receipt printing)

See below.

```
HybridPrinter.selectPaperType(HybridPrinter.PAPER_TYPE_SLIP);
HybridPrinter.waitInsertion(HybridPrinter.PARAM_DEFAULT);
HybridPrinter.addText("Hello World!\n");
HybridPrinter.addTextFont(Printer.FONT_B);
HybridPrinter.addText("Hello World!\n");
HybridPrinter.addText("Hello World!\n");
HybridPrinter.sendData(Printer.PARAM_DEFAULT);
HybridPrinter.clearCommandBuffer;
HybridPrinter.addText("Hello World!\n");
HybridPrinter.sendData(Printer.PARAM_DEFAULT);
HybridPrinter.clearCommandBuffer;
HybridPrinter.ejectPaper;
HybridPrinter.selectPaperType(HybridPrinter.PAPER_TYPE_RECEIPT);
HybridPrinter.addText("Hello World!\n");
HybridPrinter.sendData(Printer.PARAM_DEFAULT);
```

Red letters: Font A

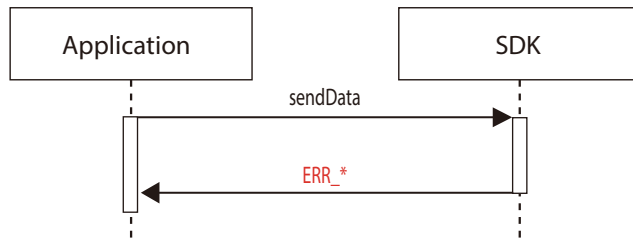
Green letters: Font B

Status

The following statuses are defined in the Epson ePOS SDK for Android.

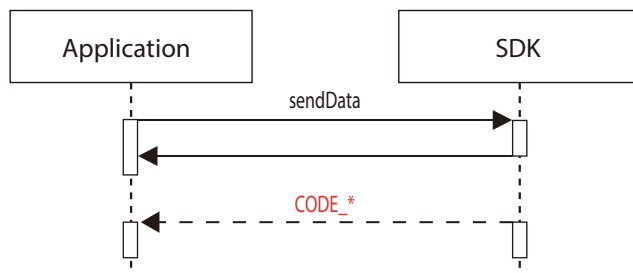
❑ Error status

Indicates a result of sending data to devices in each class. The result is sent immediately as an exception of API. Refer to [Error Status and countermeasures](#) for more information.



❑ Callback code

Indicates a device's processing result for [sendData](#). Notified in a print completion event ([onPtrReceive/onDis-pReceive](#)). Refer to [Callback Code and countermeasures](#) for more information.



❑ Printer status

Indicates the status of printers when sending print data. The printer status is retrieved when executing [send-Data](#). Refer to [Printer Status and countermeasures](#) for more information.

Handling Exceptions

When an errors occurs while using the Epson ePOS SDK for Android, a unique exception with a numerical (int) parameter is generated and the call originator is notified of the error. The notified error is retrieved by [getErrorStatus](#) in the Epos2Exception class.

Refer to the following programming code.

```

Printer printer = null;
printer = new Printer(Printer.TM_T88, Printer.MODEL_ANK, this);
try {
    printer.connect("TCP:192.168.192.168", Print.PARAM_DEFAULT);
    printer.disconnect();
}
catch (Epos2Exception e) {
    //Retrieves the error status
    int ErrorStatus = ((Epos2Exception) e).getErrorStatus();
}
  
```

API Reference

This chapter describes the APIs provided by Epson ePOS SDK for Android.

List of ePOS SDK API

Epson ePOS SDK for Android provides the following classes:

	<ul style="list-style-type: none"> Available APIs and parameters vary by printer model and peripheral device. Refer to List of Supported Classes. For the list of APIs of each class, and the APIs supported by each printer, refer to List of Supported APIs.
---	--

- ❑ [Printer class](#)
- ❑ [LFCPrinter class](#)
- ❑ [HybridPrinter class](#)
- ❑ [LineDisplay class](#)
- ❑ [Keyboard class](#)
- ❑ [POSKeyboard class](#)
- ❑ [BarcodeScanner class](#)
- ❑ [MSR class](#)
- ❑ [SimpleSerial class](#)
- ❑ [GermanyFiscalElement class](#)
- ❑ [OtherPeripheral class](#)
- ❑ [CommBox class](#)
- ❑ [Common to all classes](#)
- ❑ [Discovery class](#)
- ❑ [Epos2Exception class](#)
- ❑ [Log class](#)
- ❑ [EasySelect class](#)
- ❑ [EasySelectInfo class](#)

Printer class

Controls printing by the printer.

	API	Description
Initialization	Printer	Initializes the Printer class.
Communication path	connect	Connects to the printer.
	disconnect	Disconnects from the printer.
Status monitor	startMonitor	Enables status event notification.
	stopMonitor	Disables status event notification.

API		Description
Status acquisition	getStatus	Acquires status of the connected printer.
Transmission	sendData	Sends a command to the printer.
Transaction	beginTransaction	Starts a transaction.
	endTransaction	Ends a transaction.
Print job	requestPrintJobStatus	Acquires the print result.
Buffer clear	clearCommandBuffer	Clears the command buffer.
Text	addTextAlign	Adds text alignment setting to the command buffer.
	addLineSpace	Adds line spacing setting to the command buffer.
	addTextRotate	Adds text rotation setting to the command buffer.
	addText	Adds text to print to the command buffer.
	addTextLang	Adds language setting to the command buffer.
	addTextFont	Adds character font setting to the command buffer.
	addTextSmooth	Adds character smoothing setting to the command buffer.
	addTextSize	Adds character scaling factor setting to the command buffer.
	addTextStyle	Adds character style setting to the command buffer.
	addHPosition	Adds character print position setting to the command buffer.
Paper feed	addFeedUnit	Adds paper-feed setting in dots to the command buffer.
	addFeedLine	Adds paper-feed setting in lines to the command buffer.
Graphics	addImage	Adds a raster image print command to the command buffer.
	addLogo	Adds a NV logo print command to the command buffer.
Barcode	addBarcode	Adds a barcode print command to the command buffer.
	addSymbol	Adds a 2D symbol print command to the command buffer.

API		Description
Ruled line	addHLine	Adds a horizontal ruled line print command to the command buffer.
	addVLineBegin	Adds a vertical ruled line start command to the command buffer.
	addVLineEnd	Adds a vertical ruled line end command to the command buffer.
Page mode	addPageBegin	Adds a page mode start command to the command buffer.
	addPageEnd	Adds a page mode end command to the command buffer.
	addPageArea	Adds page mode print area setting to the command buffer.
	addPageDirection	Adds page mode print direction setting to the command buffer.
	addPagePosition	Adds page mode print position setting to the command buffer.
	addPageLine	Adds a page mode line draw command to the command buffer.
	addPageRectangle	Adds a page mode rectangle draw command to the command buffer.
Batch rotate print	addRotateBegin	Adds the start batch rotate print mode to the command buffer.
	addRotateEnd	Adds the end batch rotate print mode to the command buffer.
Cut	addCut	Adds a sheet cut command to the command buffer.
Drawer	addPulse	Adds a drawer kick command to the command buffer.
Buzzer	addSound	Adds a buzzer sound command to the command buffer.
Label sheet/ black mark sheet	addFeedPosition	Adds a paper feed command to the command buffer.
	addLayout	Adds sheet layout setting to the command buffer.
Command	addCommand	Adds a command to the command buffer.
Maintenance counter	getMaintenanceCounter	Acquires the counter value.
	resetMaintenanceCounter	Resets the counter value.

API		Description
Printer setting	getPrinterSetting	Acquires the set value of the printer setting.
	setPrinterSetting	Changes the printer setting.
	getPrinterSettingEx	Acquires the set value of the printer setting in JSON.
	setPrinterSettingEx	Specifies the printer setting in JSON.
	setPrinterSettingEx[Obsolete]	
	verifyPassword	Check the printer administrator password.
Information acquisition	getPrinterInformation	Acquires the printer information.
Firmware update	downloadFirmwareList	Acquires the list of the firmware.
	getPrinterFirmwareInfo	Acquires the information of the printer firmware.
	verifyUpdate	Acquires the result of the firmware update.
	updateFirmware	Instructs the printer to write the firmware image.
Forced transmission	forceRecover	Forced transmission function
	forcePulse	
	forceStopSound	
	forceCommand	
	forceReset	
Reception of result	setStatusChangeListener	Registers the event listener method.
	setReceiveEventListener	
	setGetPrinterSettingExListener	
	setSetPrinterSettingExListener	
	setVerifyPasswordListener	
Monitor interval	interval	<Obsolete> Status monitor interval

The print mode includes the standard mode, page mode, and the batch rotate print mode.

- Standard mode

Prints line by line. Line spacing is automatically adjusted according to character size, image size, and bar-code height. Suitable for printing receipts whose print length varies by print content.

- Page mode

Prints page by page. Prints characters, images, and/or barcodes on a single page that is defined as a print area.

To print in the page mode, use [addPageBegin](#) and [addPageEnd](#) to start and end the page mode process, respectively.

- Batch rotate print mode

This is a print mode in which the range of the print data (such as characters, images, barcodes, etc.) is set, the print data in the set range is compiled, inverted, and then printed.

When performing the processing in the batch rotate print mode, start the batch rotate print processing with [addRotateBegin](#), and end the batch rotate print processing with [addRotateEnd](#).

The APIs that can be used in each mode are described in the table below.

API	Standard mode	Page mode	Batch rotate print mode
Printer	-	-	-
connect	-	-	-
disconnect	-	-	-
startMonitor	✓	✓	✓
stopMonitor	✓	✓	✓
getStatus	✓	✓	✓
sendData	✓	✓	-
beginTransaction	✓	✓	✓
endTransaction	✓	✓	-
requestPrintJobStatus	✓	✓	✓
clearCommandBuffer	✓	✓	-
addTextAlign	✓	-	✓
addLineSpace	✓	✓	✓
addTextRotate	✓	-	✓
addText	✓	✓	✓
addTextLang	✓	✓	✓
addTextFont	✓	✓	✓
addTextSmooth	✓	✓	✓
addTextSize	✓	✓	✓
addTextStyle	✓	✓	✓
addHPosition	✓	✓	✓

API	Standard mode	Page mode	Batch rotate print mode
addFeedUnit	✓	✓	✓
addFeedLine	✓	✓	✓
addImage	✓	✓	✓
addLogo	✓	✓	✓
addBarcode	✓	✓	✓
addSymbol	✓	✓	✓
addHLine	✓	-	✓
addVLineBegin	✓	-	✓
addVLineEnd	✓	-	✓
addPageBegin	✓	-	-
addPageEnd	-	✓	-
addPageArea	-	✓	-
addPageDirection	-	✓	-
addPagePosition	-	✓	-
addPageLine	-	✓	-
addPageRectangle	-	✓	-
addRotateBegin	✓	-	-
addRotateEnd	-	-	✓
addCut	✓	-	-
addPulse	✓	-	-
addSound	✓	-	-
addFeedPosition	✓	-	✓
addLayout	✓	-	✓
addCommand	✓	✓	✓

LFCPrinter class

Controls printing by the printer.

This is beneficial when multiple smart devices are used for a single printer with the waiting for paper removal function.

API		Description
Initialization	LFCPrinter	Initializes the LFCPrinter class.
Communication path	connect	Connects to the printer.
	disconnect	Disconnects from the printer.
Status monitor	startMonitor	Enables status event notification.
	stopMonitor	Disables status event notification.
Status acquisition	getStatus	Acquires status of the connected printer.
Transmission	sendLFCDData	Sends a command to the printer.
Reception of result	setStatusChangeListener	Registers the event listener method.
	setSendCompleteEventListener	
	setPrintCompleteEventListener	

Creating print document by the LFCPrinter class

The LFCPrinter class creates a print document using the same API as the [Printer class](#).

The APIs available for the LFCPrinter class are listed below.

API		Description
Text	addTextAlign	Adds text alignment setting to the command buffer.
	addLineSpace	Adds line spacing setting to the command buffer.
	addTextRotate	Adds text rotation setting to the command buffer.
	addText	Adds text to print to the command buffer.
	addTextLang	Adds language setting to the command buffer.
	addTextFont	Adds character font setting to the command buffer.
	addTextSmooth	Adds character smoothing setting to the command buffer.
	addTextSize	Adds character scaling factor setting to the command buffer.
	addTextStyle	Adds character style setting to the command buffer.
	addHPosition	Adds character print position setting to the command buffer.

API		Description
Paper feed	addFeedUnit	Adds paper-feed setting in dots to the command buffer.
	addFeedLine	Adds paper-feed setting in lines to the command buffer.
Graphics	addImage	Adds a raster image print command to the command buffer.
	addLogo	Adds a NV logo print command to the command buffer.
Barcode	addBarcode	Adds a barcode print command to the command buffer.
	addSymbol	Adds a 2D symbol print command to the command buffer.
Page mode	addPageBegin	Adds a page mode start command to the command buffer.
	addPageEnd	Adds a page mode end command to the command buffer.
	addPageArea	Adds page mode print area setting to the command buffer.
	addPageDirection	Adds page mode print direction setting to the command buffer.
	addPagePosition	Adds page mode print position setting to the command buffer.
	addPageLine	Adds a page mode line draw command to the command buffer.
	addPageRectangle	Adds a page mode rectangle draw command to the command buffer.
Batch rotate print	addRotateBegin	Adds the start batch rotate print mode to the command buffer.
	addRotateEnd	Adds the end batch rotate print mode to the command buffer.
Cut	addCut	Adds a sheet cut command to the command buffer.
Drawer	addPulse	Adds a drawer kick command to the command buffer.
Buzzer	addSound	Adds a buzzer sound command to the command buffer.
Label sheet/ black mark sheet	addFeedPosition	Adds a paper feed command to the command buffer.
Command	addCommand	Adds a command to the command buffer.

HybridPrinter class

Controls the hybrid model printers.

API		Description
Initialization	HybridPrinter	Initializes the HybridPrinter class.
Communication path	connect	Connects to the printer.
	disconnect	Disconnects from the printer.
Status monitor	startMonitor	Enables status event notification.
	stopMonitor	Disables status event notification.
Status acquisition	getStatus	Acquires status of the connected printer.
Transmission	sendData	Transfers a print command.
Transaction	beginTransaction	Starts a transaction.
	endTransaction	Ends a transaction.
Buffer clear	clearCommandBuffer	Clears the command buffer.
Print method	selectPaperType	Specifies a print method.
Paper feed	waitInsertion	Waiting for paper insertion.
	cancelInsertion	Cancels waiting for paper insertion.
Paper eject	ejectPaper	Ejects paper.
MICR	readMicrData	MICR reading
	cleanMicrReader	Cleans the MICR mechanism.
Forced transmission	forceRecover	Forced transmission function
	forcePulse	
	forceCommand	
	forceReset	
Print method acquisition	paperType	Acquires the print method setting information.
Monitor interval	interval	Printer status update interval
On standby	waitTime	Time from insertion of a paper to start of operation
40cpl mode	mode40Cpl	Sets the 40 cpl mode.
Reception of result	setStatusChangeListener	Registers the event listener method.
	setReceiveEventListener	

List of supported control operations for HybridPrinter class

APIs available for the HybridPrinter class depend on the type of control operation.

The following lists control operation types and available APIs.

API	Control operation				
	Receipt	Slip sheet	Endorsement	Validation	MICR
HybridPrinter	✓	✓	✓	✓	✓
connect	✓	✓	✓	✓	✓
disconnect	✓	✓	✓	✓	✓
startMonitor	✓	✓	✓	✓	✓
stopMonitor	✓	✓	✓	✓	✓
getStatus	✓	✓	✓	✓	✓
sendData	✓	✓	✓	✓	-
beginTransaction	✓	✓	✓	✓	✓
endTransaction	✓	✓	✓	✓	✓
clearCommandBuffer	✓	✓	✓	✓	-
selectPaperType	✓	✓	✓	✓	-
waitInsertion	-	✓	✓	✓	-
cancelInsertion	-	✓	✓	✓	✓
ejectPaper	-	✓	✓	✓	✓
readMicrData	-	-	-	-	✓
cleanMicrReader	-	-	-	-	✓
setStatusChangeListener	✓	✓	✓	✓	✓
setReceiveEventListener	✓	✓	✓	✓	✓

Creating print document by the HybridPrinter class

The HybridPrinter class creates a print document using the same API as the [Printer class](#).

The APIs and corresponding print methods are listed below.

API		Print method				
		Receipt	Slip sheet	Endorsement	Endorsement (40cpl)	Validation
Text	addTextAlign	✓	✓	✓	-	✓
	addLineSpace	✓	✓	✓	-	✓
	addTextRotate	✓	✓	✓	✓	✓
	addText	✓	✓	✓	✓	✓
	addTextLang	✓	✓	-	-	✓
	addTextFont	✓	✓	✓	-	✓
	addTextSmooth	✓	-	-	-	-
	addTextSize	✓	✓	✓	-	✓
	addTextStyle	✓	✓*	✓*	-	✓*
	addHPosition	✓	✓	✓	✓	✓
Paper feed	addFeedUnit	✓	✓	✓	✓	✓
	addFeedLine	✓	✓	✓	✓	✓
Graphics	addImage	✓	-	-	-	-
	addLogo	✓	-	-	-	-
Barcode	addBarcode	✓	-	-	-	-
	addSymbol	✓	-	-	-	-
Page mode	addPageBegin	✓	✓	-	-	✓
	addPageEnd	✓	✓	-	-	✓
	addPageArea	✓	✓	-	-	✓
	addPageDirection	✓	✓	-	-	✓
	addPagePosition	✓	✓	-	-	✓
	addPageLine	✓	✓	-	-	-
	addPageRectangle	✓	✓	-	-	-
Cut	addCut	✓	-	-	-	-
Drawer	addPulse	✓	✓	✓	✓	✓
Command	addCommand	✓	✓	✓	✓	✓

* The reverse parameter is not supported.

LineDisplay class

Controls character display on the customer display.

API		Description
Initialization	LineDisplay	Initializes the LineDisplay class.
Communication path	connect	Connects to the customer display.
	disconnect	Disconnects from the customer display.
Status acquisition	getStatus	Acquires status of the connected device.
Transmission	sendData	Sends a command to the customer display.
Buffer clear	clearCommandBuffer	Clears the command buffer.
Reset	addInitialize	Initializes the customer display.
Window	addCreateWindow	Defines the display area.
	addDestroyWindow	Deletes the display area setting.
	addSetCurrentWindow	Switches between display areas.
	addClearCurrentWindow	Deletes the current display area.
	addCreateScreen	Defines the base window.
	addCreateScreenCustom	Defines the base window.
	addCreateTextArea	Defines the display area.
	addDestroyTextArea	Deletes the display area setting.
	addSetCurrentTextArea	Switches between display areas.
	addClearCurrentTextArea	Deletes the current display area.
Cursor	addSetCursorPosition	Moves the cursor.
	addMoveCursorPosition	Moves the cursor within the display area.
	addSetCursorType	Changes the cursor display.
Text display	addText	Displays text.
	addReverseText	Displays inverted text.
	addMarqueeText	Displays a marquee.
Display setting	addSetBlink	Blinks display.
	addSetBrightness	Changes the display brightness.
	addBackgroundColor	Sets the background color.
Graphics	addStartSlideShow	Starts a slide show.
	addStopSlideShow	Ends a slide show.
	addDownloadImage	Displays an image.
	addRegisterDownloadImage	Registers an image.
Graphics	addNVImage	Displays an NV image.
	addClearImage	Deletes an image.

API		Description
Barcode	addSymbol	Displays a two-dimensional symbol.
	addClearSymbol	Deletes a two-dimensional symbol.
Clock	addShowClock	Displays the clock.
Command transfer	addCommand	Runs an optional command.
Reception of result	setReceiveEventListener	Registers the event listener method.

The APIs and parameters that can be used vary depending on the customer display used and its display modes. The table below shows the API that can be used in each customer display and display mode.

API	Parameter	DM-D30	DM-D70 (Standard mode)	DM-D70 (Column/row fixed mode)	DM-D110/ DM-D210
LineDisplay		✓	✓	✓	✓
connect		✓	✓	✓	✓
disconnect		✓	✓	✓	✓
getStatus		✓	✓	✓	✓
sendData		✓	✓	✓	✓
clearCommandBuffer		✓	✓	✓	✓
addInitialize		✓	✓	✓	✓
addCreateWindow		✓	-	✓	✓
addDestroyWindow		✓	-	✓	✓
addSetCurrentWindow		✓	-	✓	✓
addClearCurrentWindow		✓	-	✓	✓
addCreateScreen		-	✓	✓	-
addCreateScreenCustom		-	✓	✓	-
addCreateTextArea		-	✓	-	-
addDestroyTextArea		-	✓	-	-
addSetCurrentTextArea		-	✓	-	-
addClearCurrentTextArea		-	✓	-	-
addSetCursorPosition		✓	✓	✓	✓
addMoveCursorPosition		✓	✓	✓	✓
addSetCursorType		✓	-	-	✓

API	Parameter	DM-D30	DM-D70 (Standard mode)	DM-D70 (Column/row fixed mode)	DM-D110/ DM-D210
addText	data	✓	✓	✓	✓
	lang	✓*	✓	✓	✓*
	x	✓	✓	✓	✓
	y	✓	✓	✓	✓
	r	-	✓	-	-
	g	-	✓	-	-
	b	-	✓	-	-
addReverseText		✓	-	-	✓
addMarqueeText		✓	✓	✓	✓
addSetBlink		✓	-	-	✓
addSetBrightness		✓	✓	✓	✓
addBackgroundColor		-	✓	-	-
addStartSlideShow		-	✓	-	-
addStopSlideShow		-	✓	-	-
addDownloadImage		-	✓	-	-
addRegisterDownloadImage		-	✓	-	-
addNVImage		-	✓	-	-
addClearImage		-	✓	-	-
addSymbol		-	✓	-	-
addClearSymbol		-	✓	-	-
addShowClock		-	-	-	✓
addCommand		✓	✓	✓	✓
setReceiveEventListener		✓	✓	✓	✓

*: The setting value LineDisplay.LANG_MULTI cannot be used.

Keyboard class

Controls character entry from the keyboard.

API		Description
Initialization	Keyboard	Initializes the Keyboard class.
Communication path	connect	Connects to the keyboard.
	disconnect	Disconnects from the keyboard.
Status acquisition	getStatus	Acquires status of the connected device.

API		Description
String setting	setPrefix	Sets the condition to handle as a continuous string.
String setting acquisition	getPrefix	Acquires the set prefix.
Key detection	setKeyPressEventListener	Registers the event listener method.
String detection	setReadStringEventListener	

POSKeyboard class

Controls character entry from the POS keyboard.

API		Description
Initialization	PosKeyboard	Initializes the POSKeyboard class.
Communication path	connect	Connects to the keyboard.
	disconnect	Disconnects from the keyboard.
Status acquisition	getStatus	Acquires status of the connected device.
Key detection	setKeyPressEventListener	Registers the event listener method.

BarcodeScanner class

Controls barcode reading by the barcode scanner.

API		Description
Initialization	BarcodeScanner	Initializes the BarcodeScanner class.
Communication path	connect	Connects to the barcode scanner.
	disconnect	Disconnects from the barcode scanner.
Status acquisition	getStatus	Acquires status of the connected device.
Input data reception	setScanEventListener	Registers the event listener method.

MSR class

Controls card reading by the MSR.

API		Description
Initialization	Msr	Initializes the MSR class.
Communication path	connect	Connects to the MSR.
	disconnect	Disconnects from the MSR.
Status acquisition	getStatus	Acquires status of the connected device.
Data detection	setDataEventListener	Registers the event listener method.

SimpleSerial class

Controls serial communication between the printer and device.

API		Description
Initialization	SimpleSerial	Initializes the SimpleSerial class.
Communication path	connect	Connects to the serial.
	disconnect	Disconnects from the serial.
Status acquisition	getStatus	Acquires status of the connected device.
Command transfer	sendCommand	Transfers a command.
Input data reception	setReceiveEventListener	Registers the event listener method.

GermanyFiscalElement class

Connects to the German fiscal element (TSE), and controls data read/write operations.

API		Description
Initialization	GermanyFiscalElement	Initializes the GermanyFiscalElement class.
Communication path	connect	Connects to the German fiscal element (TSE).
	disconnect	Disconnects from the German fiscal element (TSE).
Status acquisition	getStatus	Acquires status of the German fiscal element (TSE).
Operation	operate	Send the JSONsring to the German fiscal element (TSE).
Reception of result	setReceiveEventListener	Registers the callback method for an event.

OtherPeripheral class

Controls peripheral devices via the developed device control programs.

API		Description
Initialization	OtherPeripheral	Initializes the OtherPeripheral class.
Communication path	connect	Connects to the device.
	disconnect	Disconnects from the device.
Status acquisition	getStatus	Acquires status of the connected device.
Transmission	sendData	Sends data to the peripheral device.
Reception of result	setReceiveEventListener	Registers the event listener method.

CommBox class

Controls data transmission and reception using the communication box.

API		Description
Initialization	CommBox	Initialize the CommBox class.
Communication path	connect	Connects to the communication box.
	disconnect	Disconnects from the communication box.
Status acquisition	getStatus	Acquires status of the connected device.
Transmission history	getCommHistory	Acquires the message transmission history.
Transmission	sendMessage	Sends a message to the communication box.
Reception	setReceiveEventListener	Registers the event listener method.

Common to all classes

These APIs can be used with all classes.

API		Description
Administration information	getAdmin	Acquires the administration information.
	getLocation	Acquires the installation location information.
Reconnection	setConnectionEventListener	Registers the event listener method.

Discovery class

Controls the device discovery function.

API		Description
Start	start	Starts device search.
Stop	stop	Stops device search.

Epos2Exception class

Acquires the error status when an exception occurs.

API		Description
Error status acquisition	getErrorStatus	Acquires the error status when an exception is thrown.

Log class

Controls the log output function.

API		Description
Log	setLogSettings	Sets the log output function.
Version acquisition	SdkVersion	Acquires the Epson ePOS SDK version.

EasySelect class

EasySelect class and EasySelectInfo class offer API commands and member variables for selecting printers by using NFC tags or QR codes.

EasySelect class is for analyzing NFC tags and QR codes.

API		Description
Analyzing of NFC tags	parseNFC	Analyzes NFC tags data.
Analyzing of QR codes	parseQR	Analyzes QR codes data.
Creation of QR codes	createQR	Creates QR code data that can be analyzed by parseQR .

EasySelectInfo class

This class is for storing data analyzed by [parseNFC](#) or [parseQR](#). Specify the stored information in [connect](#) API to connect with the printer.

Member variables		Description
Printer type	deviceType	Stores printer type information.
Printer name	printerName	Stores a printer name.
MAC address/BD address	macAddress	Stores a MAC address or a BD address.

Printer class

Printer

Initializes the Printer class.

Syntax

```
public Printer(int printerSeries, int lang, Context context)
throws Epos2Exception
```

Parameter

printerSeries

Specifies the target printer.

Value	Description
Printer.TM_M10	TM-m10
Printer.TM_M30	TM-m30
Printer.TM_M30II	TM-m30II, TM-m30II-H, TM-m30II-NT, TM-m30II-S, TM-m30II-SL
Printer.TM_M30III	TM-m30III, TM-m30III-H
Printer.TM_M50	TM-m50
Printer.TM_M50II	TM-m50II, TM-m50II-H
Printer.TM_P20	TM-P20
Printer.TM_P20II	TM-P20II
Printer.TM_P60	TM-P60 (Receipt/Peeler)
Printer.TM_P60II	TM-P60II (Receipt/Peeler)
Printer.TM_P80	TM-P80
Printer.TM_P80II	TM-P80II
Printer.TM_T20	TM-T20, TM-T20II, TM-T20II-i, TM-T20III, TM-T20IIIL, TM-T20IV, TM-T20IV-L, TM-T20IV-SP, TM-T20X, TM-T20X-II
Printer.TM_T60	TM-T60
Printer.TM_T70	TM-T70, TM-T70-i, TM-T70II, TM-T70II-DT, TM-T70II-DT2
Printer.TM_T81	TM-T81II, TM-T81III
Printer.TM_T82	TM-T82, TM-T82II, TM-T82II-i, TM-T82III, TM-T82IIIL, TM-T82IV, TM-T82IV-L, TM-T82X, TM-T82X-II
Printer.TM_T83	TM-T83II, TM-T83II-i

Value	Description
Printer.TM_T83III	TM-T83III, TM-T83IV
Printer.TM_T88	TM-T88IV, TM-T88V, TM-T88VI, TM-T88V-i, TM-T88VI-iHUB, TM-T88V-DT, TM-T88VI-DT2
Printer.TM_T88VII	TM-T88VII
Printer.TM_T90	TM-T90
Printer.TM_T100	TM-T100
Printer.TM_U220	TM-U220, TM-U220-i
Printer.TM_U220II	TM-U220II, TM-U220IIB-i
Printer.TM_U330	TM-U330
Printer.TM_L90	TM-L90
Printer.TM_L90LFC	TM-L90 Liner-Free Label Printer Model
Printer.TM_L100	TM-L100
Printer.TM_H6000	TM-H6000IV, TM-H6000V, TM-H6000IV-DT
Printer.EU_M30	EU-m30

lang

Specifies the language of the printer.

Value	Description
Printer.MODEL_ANK	ANK model
Printer.MODEL_CHINESE	Simplified Chinese model
Printer.MODEL_TAIWAN	Taiwan model
Printer.MODEL_KOREAN	Korean model
Printer.MODEL_THAI	Thai model
Printer.MODEL_SOUTHASIA	South Asian model

context

Specifies the application context.

Exception

When the process fails, Epos2Exception with one of the following error value occurs.

Error status	Description
ERR_PARAM	An invalid parameter was passed.
ERR_MEMORY	Memory necessary for processing could not be allocated.

Error status	Description
ERR_UNSUPPORTED	A model name or language not supported was specified.

Supplementary explanation

When iterating a process, be sure to generate and destroy instances outside the iterated process and not iterate the process at a short interval.

Memory releasing by the OS may affect the process of the Epson ePOS SDK, resulting in an invalid operation.

When using it with multiple printers connected, make sure to generate a dedicated instance for each printer.

connect

Starts communication with the printer.

Syntax

Public void connect(String target, int timeout) throws Epos2Exception

Parameter

target

Specifies the method of connecting to the printer by a character string.

The connection method varies according to the system configuration.

- TM Printer Models

<connection type>:<identifier>

I/F	Connec- tion type	Identifier	Example
Wi-Fi/Ethernet	"TCP"	<ul style="list-style-type: none"> IP address in IPv4 format MAC address Host name 	"TCP:192.168.192.168"
Bluetooth	"BT"	BD address	"BT:00:22:15:7D:70:9C"
USB	"USB"	<ul style="list-style-type: none"> Device node USB Serial number Omitted 	"USB:/dev/udev/*" "USB:00000000000000000000" "USB:"

- Customer Display Models

<connection type>:<identifier>

I/F	Connec- tion type	Identifier	Example
Wi-Fi/Ethernet	"TCP"	<ul style="list-style-type: none"> IP address in IPv4 format MAC address Host name 	"TCP:192.168.192.168"
Bluetooth	"BT"	BD address	"BT:00:22:15:7D:70:9C"
USB	"USB"	<ul style="list-style-type: none"> Device node USB Serial number Omitted 	"USB:/dev/udev/*" "USB:00000000000000000000" "USB:"

To connect to the printer via SSL/TLS communication, specify using the following syntax.

<connection type>:<identifier>[<device ID>]

I/F	Connection type	Identifier	Example
Wi-Fi/Ethernet	"TCPS"	<ul style="list-style-type: none"> IP address in IPv4 format MAC address Host name 	"TCPS:192.168.192.168[local_printer]"

- TM Printer + DM-D + barcode scanner model/

TM Printer + barcode scanner model

To connect via Wi-Fi/Ethernet network communication, specify using the following syntax.

<connection type>:<identifier>[<device ID>]

I/F	Connection type	Identifier	Example
Wi-Fi/Ethernet	"TCP"	<ul style="list-style-type: none"> IP address in IPv4 format MAC address Host name 	"TCP:192.168.192.168[local_printer]"

The device ID is fixed as [local_printer].

To connect via Bluetooth or USB, specify using the following syntax.

<connection type>:<identifier>

I/F	Connection type	Identifier	Example
Bluetooth	"BT"	BD address	"BT:00:22:15:7D:70:9C"
USB	"USB"	<ul style="list-style-type: none"> Device node USB Serial number Omitted 	"USB:/dev/udev/*" "USB:00000000000000000000" "USB:"

- POS Terminal Model

<connection type>:<identifier>[<device ID>]

I/F	Connection type	Identifier	Example
Wi-Fi/Ethernet	<ul style="list-style-type: none"> "TCP" "TCPS" 	<ul style="list-style-type: none"> IP address in IPv4 format MAC address Host name 	"TCP:192.168.192.168[local_printer]"

To connect to the printer via SSL/TLS communication, specify TCPS in the connection type.

timeout

Specifies the maximum time (in milliseconds) to wait for communication with the printer to be established.

Value	Description
Integer from 1000 to 300000	Maximum wait time before an error is returned (in milliseconds).
Print.PARAM_DEFAULT	Specifies the default value (15000).

Exception

When the process fails, Epos2Exception with one of the following error value occurs.

Error status	Description
ERR_PARAM	An invalid parameter was passed.
ERR_CONNECT	Failed to open the device.
ERR_TIMEOUT	Failed to communicate with the devices within the specified time.
ERR_ILLEGAL	Tried to start communication with a printer with which communication had been already established. Tried to start communication with a printer during reconnection process.
ERR_MEMORY	Necessary memory could not be allocated.
ERR_FAILURE	An unknown error occurred.
ERR_PROCESSING	Could not run the process.
ERR_NOT_FOUND	The device could not be found.
ERR_IN_USE	The device was in use.
ERR_TYPE_INVALID	The device type is different.
ERR_RECOVERY_FAILURE	Failed to recover the printer.

Supplementary explanation

- ❑ This API is not executed on the main thread. Execute it on the sub-thread.
- ❑ When communication with the printer is no longer necessary, be sure to call [disconnect](#) to terminate it.
- ❑ When using multi-threading to connect to multiple printers or peripheral devices, this API and [disconnect](#) cannot be started for other printers or peripheral devices until this API finishes processing. Start the next process after this API finishes processing.
- ❑ The printer status is returned to the event registered with the Printer class.
For details, refer to Chapter 2 "Programming Flow" and Chapter 6 "To use the same printer from multiple mobile devices."
- ❑ The device ID is an arbitrary character string that is set when the peripheral device is registered to the TM printer (master).
For details, refer to the Technical Reference Guide of each printer.

- ❑ If you are using DHCP to assign the IP address of the printer, specify the MAC address or host name of the printer as the identifier.
- ❑ If you specify the host name of the printer as the identifier, use in the environment where it can be found by the DNS server.
- ❑ When connecting through the USB, the identifiers that can be specified differ depending on the shape of the USB connector.
 When the identifier is omitted, Android OS connects with the USB device found first.
 When the Android terminal is set to the developer mode, you may not be able to connect through USB-A - Device Charging.

Identifier	Shape of the USB connector	
	USB-B	USB-A - Device Charging
Device node	✓	-
USB Serial number	-	✓
Omitted	✓	✓

- ❑ This API will succeed regardless of the connection status of the TM printer (master) and peripheral devices.
- ❑ Devices other than printers are exclusively locked.
- ❑ If Epos2Exception including ERR_RECOVERY_FAILURE occurs, restart the printer.

disconnect

Ends communication with the printer.

Syntax

Public void disconnect() throws Epos2Exception

Exception

When the process fails, Epos2Exception with one of the following error value occurs.

Error status	Description
ERR_ILLEGAL	Tried to end communication where it had not been established.
ERR_MEMORY	Necessary memory could not be allocated.
ERR_FAILURE	An unknown error occurred.
ERR_PROCESSING	Could not run the process.
ERR_DISCONNECT	Failed to disconnect the device. Tried to terminate communication with a printer during reconnection process.

Supplementary explanation

- ❑ This API is not executed on the main thread. Execute it on the sub-thread.
- ❑ When using multi-threading to connect to multiple printers or peripheral devices, this API and [connect](#) cannot be started for other printers or peripheral devices until this API finishes processing.

startMonitor

Enables printer status event notification.

Acquires and updates the printer status at the interval specified with the [interval](#) property and notifies it of the listener method registered by [setStatusChangeListener](#).

Syntax

```
public void startMonitor() throws Epos2Exception
```

Exception

When the process fails, Epos2Exception with one of the following error value occurs.

Error status	Description
ERR_ILLEGAL	This API was called while no communication had been started.

Supplementary explanation

- ❑ Use this API after starting a communication with the printer (after executing the [connect](#) API).
- ❑ This API is not executed on the main thread. Execute it on the sub-thread.
- ❑ During ESC/POS control, any ASB information items which have been changed during the update [interval](#) specified by the interval property are reported.
During ePOS-Device XML control, the ASB information at the time of update is reported.

stopMonitor

Disables status events.

Syntax

```
public void stopMonitor() throws Epos2Exception
```

Exception

When the process fails, Epos2Exception with one of the following error value occurs.

Error status	Description
ERR_ILLEGAL	This API was called while no communication had been started.

getStatus

Acquires the current status information.

Syntax

```
public PrinterStatusInfo getStatus ()
```

Return value

The current status is returned in the PrinterStatusInfo type.

The following status information is stored in the object as a property.

Stored status information can be acquired using the getter method of each property.

Printer status	Status	Description
connection: Connection status	Printer.TRUE	Connected
	Printer.FALSE	Status is unknown.
online: Online status	Printer.TRUE	Online
	Printer.FALSE	Offline
	Printer.UNKNOWN	Status is unknown.
coverOpen: Cover status	Printer.TRUE	Cover is open.
	Printer.FALSE	Cover is closed.
	Printer.UNKNOWN	Status is unknown.
paper: Paper status	Printer.PAPER_OK	Paper remains.
	Printer.PAPER_NEAR_END	Paper is running out.
	Printer.PAPER_EMPTY	Paper has run out.
	Printer.UNKNOWN	Status is unknown.
paperFeed: Paper feed	Printer.TRUE	Paper feed in progress
	Printer.FALSE	Stopped
	Printer.UNKNOWN	Status is unknown.
panelSwitch: Panel switch (Feed button) status	Printer.SWITCH_ON	Pressed
	Printer.SWITCH_OFF	Not pressed
	Printer.UNKNOWN	Status is unknown.
drawer: Offline status due to the battery level (Mobile models)	Printer.DRAWER_HIGH	High
	Printer.DRAWER_LOW	Low
	Printer.UNKNOWN	Status is unknown.

Printer status	Status	Description
drawer: Drawer kick connector pin No.3 status (except for the Mobile models)	Printer.DRAWER_HIGH	High
	Printer.DRAWER_LOW	Low
	Printer.UNKNOWN	Status is unknown.
errorStatus: Error status	Printer.NO_ERR	Normal
	Printer.MECHANICAL_ERR	Mechanical error occurred.
	Printer.AUTOCUTTER_ERR	Auto cutter error occurred.
	Printer.UNRECOVER_ERR	Unrecoverable error occurred.
	Printer.AUTORECOVER_ERR	Automatic recovery error occurred.
	Printer.UNKNOWN	Status is unknown.
autoRecoverError: Automatic recovery error status	Printer.HEAD OVERHEAT	Head overheat error
	Printer.MOTOR OVERHEAT	Motor driver IC overheat error
	Printer.BATTERY OVERHEAT	Battery overheat error
	Printer.WRONG PAPER	Paper error
	Printer.COVER_OPEN	Cover is open.
	Printer.UNKNOWN	Unknown status
buzzer: Buzzer sound status	Printer.TRUE	Sounding (Applicable printer only)
	Printer.FALSE	Stopped (Applicable printer only)
	Printer.UNKNOWN	Status is unknown.
adapter: AC adapter connection status	Printer.TRUE	Connected
	Printer.FALSE	Disconnected
	Printer.UNKNOWN	Status is unknown.
batteryLevel: Remaining battery capacity	Printer.BATTERY_LEVEL_6	Remaining battery capacity 6
	Printer.BATTERY_LEVEL_5	Remaining battery capacity 5
	Printer.BATTERY_LEVEL_4	Remaining battery capacity 4
	Printer.BATTERY_LEVEL_3	Remaining battery capacity 3
	Printer.BATTERY_LEVEL_2	Remaining battery capacity 2
	Printer.BATTERY_LEVEL_1	Remaining battery capacity 1 (almost run out)
	Printer.BATTERY_LEVEL_0	Remaining battery capacity 0 (run out)
	Printer.UNKNOWN	Status is unknown.

Printer status	Status	Description
removalWaiting: Paper removal wait status	Printer.REMOVAL_WAIT_PAPER	Waiting for removal.
	Printer.REMOVAL_WAIT_NONE	Not waiting for removal.
	Printer.UNKNOWN	Status is unknown.
paperTakenSensor: Paper removal sensor status	Printer.REMOVAL_DETECT_PAPER	The paper removal sensor is detecting paper.
	Printer.REMOVAL_DETECT_PAPER_NONE	The paper removal sensor is not detecting paper.
	Printer.REMOVAL_DETECT_UNKNOWN	A state that is not detectable by the paper removal sensor.
	Printer.UNKNOWN	Status is unknown.
unrecoverError: Unrecoverable error status	Printer.HIGH_VOLTAGE_ERR	High voltage error
	Printer.LOW_VOLTAGE_ERR	Low voltage error
	Printer.UNKNOWN	Status is unknown.

Supplementary explanation

- ❑ This API is not executed on the main thread. Execute it on the sub-thread.
- ❑ If this API is called while communication is not available, printer states other than "connection" will be set to "Printer.UNKNOWN."
- ❑ The status object is set to the status at the timing of execution of this API and will not be updated.
- ❑ To get the "adapter" or "batteryLevel" status, you need to enable transmission of power on/off and battery status using Epson TM Utility.
- ❑ To get the "paperTakenSensor" status, you need to enable the "Paper Taken Sensor Status" setting using Epson TM Utility.

sendData

Sends the print command.

The error status of this API is the result of sending data to the devices.

The processing result of the devices using this API is notified to the listener method set by the [setReceiveEventListener](#) API of the Printer class.

Make sure not to use this API repeatedly without getting the result in the callback.

This API sends data buffered by an add-type API (e.g., [addText](#)).

Syntax

```
public void sendData (int timeout) throws Epos2Exception
```

Parameter

timeout

Specifies the timeout period before completion of printing in milliseconds.

Value	Description
Integer from 5000 to 600000*	Timeout period (in milliseconds)
Printer.PARAM_DEFAULT	Specifies the default value (10000).

* For the system configurations listed below, specify an integer in the range of 5000 to 300000.

- ☐ Customer Display Models (SSL/TLS communication only)
- ☐ TM Printer + DM-D + barcode scanner model
- ☐ POS Terminal Model

Exception

When the process fails, Epos2Exception with one of the following error value occurs.

Error status	Description
ERR_PARAM	An invalid parameter was passed.
ERR_MEMORY	Necessary memory could not be allocated.
ERR_FAILURE	An unknown error occurred.
ERR_PROCESSING	Could not run the process.
ERR_ILLEGAL	The control commands have not been buffered. This API was called while no communication had been started.

Supplementary explanation

For Bluetooth connection, the offline status may not be detected and a timeout error may occur.

Refer to Chapter 6 "To use the same printer from multiple mobile devices" for details.

beginTransaction

Starts a transaction.

A transaction represents a single printing task such as printing a single sheet of receipt or coupon.

After this API is called, data until the transaction is terminated by [endTransaction](#) will be regarded as a single printing task.

Syntax

```
public void beginTransaction() throws Epos2Exception
```

Exception

When the process fails, Epos2Exception with one of the following error status occurs.

Error status	Description
ERR_ILLEGAL	This API was called while no communication had been started. Another transaction had been already started by this function.
ERR_FAILURE	An unknown error occurred.

endTransaction

Ends a transaction.

A transaction represents a single printing task such as printing a single sheet of receipt or coupon.

After [beginTransaction](#) is called, data until the transaction is terminated by this API will be regarded as a single printing task.

Syntax

```
public void endTransaction() throws Eswv2Exception
```

Exception

When the process fails, Epos2Exception with one of the following error status occurs.

Error status	Description
ERR_ILLEGAL	This API was called while no communication had been started. This API was called while no transaction had been started.
ERR_FAILURE	An unknown error occurred.

Supplementary explanation

This API is not executed on the main thread. Execute it on the sub-thread.

requestPrintJobStatus

Acquires the print result for the specified print job ID.

Syntax

```
public void requestPrintJobStatus (String printJobId) throws
Epos2Exception
```

Parameter

printJobId

Specifies the print job ID.

Alphanumeric characters, underscore, hyphen, and period in 1 to 30 digits can be used.

Exception

When the process fails, Epos2Exception with one of the following error status occurs.

Error status	Description
ERR_CONNECT	Communication error
ERR_PARAM	An invalid parameter was passed.
ERR_MEMORY	Necessary memory could not be allocated.
ERR_FAILURE	An unknown error occurred.
ERR_PROCESSING	Could not run the process.

Supplementary explanation

- ❑ The result of this API is notified to the listener method set by the [setReceiveEventListener](#) API of the Printer class.
- ❑ When multiple print processes were performed with the same print job ID, the status of the latest print job is acquired.

clearCommandBuffer

Clears the command buffer.

The contents buffered in the command buffer are retained until this API is called.

Syntax

```
public void clearCommandBuffer()
```

addTextAlign

Adds text alignment setting to the command buffer.

Syntax

```
public void addTextAlign(int align) throws Epos2Exception
```

Parameter

align

Specifies alignment.

Value	Description
Printer.ALIGN_LEFT (default)	Left alignment
Printer.ALIGN_CENTER	Center alignment
Printer.ALIGN_RIGHT	Right alignment
Printer.PARAM_DEFAULT	Specifies the default value (left alignment).

Exception

When the process fails, Epos2Exception with one of the following error status occurs.

Error status	Description
ERR_PARAM	An invalid parameter was passed.
ERR_MEMORY	Memory necessary for processing could not be allocated.
ERR_FAILURE	An unknown error occurred.

Supplementary explanation

- ❑ Use this API at the "beginning of a line." If this API is used elsewhere, it will be ignored.
- ❑ Setting of this API is also applied to the barcode/2D symbol/raster image/NV logo.
- ❑ When specifying alignment in the page mode, use [addPagePosition](#) instead of this API.

addLineSpace

Adds line spacing setting to the command buffer.

Syntax

```
public void addLineSpace(int linespc) throws Epos2Exception
```

Parameter

linespc

Specifies the line spacing (in dots).

Value	Description
Integer from 0 to 255	Line spacing (in dots)

Exception

When the process fails, Epos2Exception with one of the following error status occurs.

Error status	Description
ERR_PARAM	An invalid parameter was passed.
ERR_MEMORY	Memory necessary for processing could not be allocated.
ERR_FAILURE	An unknown error occurred.

Supplementary explanation

If the line spacing for a single line is set smaller than the print character size, paper may be fed for a larger quantity than the set amount to ensure proper printing.

addTextRotate

Adds text rotation setting to the command buffer.

Syntax

```
public void addTextRotate(int rotate) throws Epos2Exception
```

Parameter

rotate

Enables or disables text rotation.

Value	Description
Printer.TRUE	Specifies text rotation.
Printer.FALSE (default)	Disables text rotation.
Printer.PARAM_DEFAULT	Specifies the default value (text rotation disabled).

Exception

When the process fails, Epos2Exception with one of the following error status occurs.

Error status	Description
ERR_PARAM	An invalid parameter was passed.
ERR_MEMORY	Memory necessary for processing could not be allocated.
ERR_FAILURE	An unknown error occurred.

Supplementary explanation

- ❑ Use this API at the "beginning of a line." If this API is used elsewhere, it will be ignored.
- ❑ Setting of this API is also applied to the barcode/2D symbol.
- ❑ When specifying text rotation in the page mode, use [addPageDirection](#) instead of this API.

addText

Adds a character print command to the command buffer.

Syntax

```
public void addText(String data) throws Epos2Exception
```

Parameter

data

Specifies the string to print.

Use the following escape sequences for a horizontal tab and line feed.

String	Description
\t	Horizontal tab (HT)
\h	Line feed (LF)
\\	Back slash

Exception

When the process fails, Epos2Exception with one of the following error status occurs.

Error status	Description
ERR_PARAM	An invalid parameter was passed.
ERR_MEMORY	Memory necessary for processing could not be allocated.
ERR_FAILURE	An unknown error occurred.

Supplementary explanation

- ❑ To print data other than text after printing text, feed a line or page.
A line which does not end with a line feed will be discarded as unfixed data by the next [sendData](#).
- ❑ In the page mode, text is printed from the current print position with the base line dot of the characters as the standard.

addTextLang

Adds language setting to the command buffer.

A text string specified by the [addText](#) API is encoded according to the language specified by this API.

Syntax

```
public void addTextLang(int lang) throws Epos2Exception
```

Parameter

lang

Specifies the target language.

Value	Description
Printer.LANG_EN (default)	English (ANK specification)
Printer.LANG_JA	Japanese
Printer.LANG_ZH_CN	Simplified Chinese
Printer.LANG_ZH_TW	Traditional Chinese
Printer.LANG_KO	Korean
Printer.LANG_TH	Thai (South Asian specification)
Printer.LANG_VI	Vietnamese (South Asian specification)
Printer.LANG_MULTI	Multiple languages (UTF-8)
Printer.PARAM_DEFAULT	Specifies the default value (English).

Exception

When the process fails, Epos2Exception with one of the following error status occurs.

Error status	Description
ERR_PARAM	An invalid parameter was passed.
ERR_MEMORY	Memory necessary for processing could not be allocated.
ERR_FAILURE	An unknown error occurred.

Supplementary explanation

- ❑ This API is called before the [addText](#) API.
- ❑ Use this API at the top of each print job.
- ❑ Available languages differ depending on character specifications of the printer. For details, see Technical Reference Guide of the printer.

addTextFont

Adds character font setting to the command buffer.

Syntax

```
public void addTextFont(int font) throws Epos2Exception
```

Parameter

font

Specifies the font.

Value	Description
Printer.FONT_A (default)	Font A
Printer.FONT_B	Font B
Printer.FONT_C	Font C
Printer.FONT_D	Font D
Printer.FONT_E	Font E
Printer.PARAM_DEFAULT	Specifies the default value (font A).

Exception

When the process fails, Epos2Exception with one of the following error status occurs.

Error status	Description
ERR_PARAM	An invalid parameter was passed.
ERR_MEMORY	Memory necessary for processing could not be allocated.
ERR_FAILURE	An unknown error occurred.

addTextSmooth

Adds smoothing setting to the command buffer.

Syntax

```
public void addTextSmooth(int smooth) throws
Epos2Exception
```

Parameter

smooth

Enables or disables smoothing.

Value	Description
Printer.TRUE	Enables smoothing.
Printer.FALSE (default)	Disables smoothing.
Printer.PARAM_DEFAULT	Specifies the default value (smoothing disabled).

Exception

When the process fails, Epos2Exception with one of the following error status occurs.

Error status	Description
ERR_PARAM	An invalid parameter was passed.
ERR_MEMORY	Memory necessary for processing could not be allocated.
ERR_FAILURE	An unknown error occurred.

addTextSize

Adds character scaling factor setting to the command buffer.

Syntax

```
public void addTextSize(int width, int height) throws
Epos2Exception
```

Parameter

width

Specifies the horizontal scaling of characters.

Value	Description
Integer from 1 to 8	Specifies the horizontal scaling factor rate (default: 1).
Printer.PARAM_DEFAULT	Specifies the default value (1).
Printer.PARAM_UNSPECIFIED	<Obsolete> Not specify.

height

Specifies the vertical scaling of characters.

Value	Description
Integer from 1 to 8	Specifies the vertical scaling factor rate (default: 1).
Printer.PARAM_DEFAULT	Specifies the default value (1).
Printer.PARAM_UNSPECIFIED	<Obsolete> Not specify.

Exception

When the process fails, Epos2Exception with one of the following error status occurs.

Error status	Description
ERR_PARAM	An invalid parameter was passed.
ERR_MEMORY	Memory necessary for processing could not be allocated.
ERR_FAILURE	An unknown error occurred.

Supplementary explanation

- ❑ If all the parameters are set to "Printer.PARAM_UNSPECIFIED," ERR_PARAM will be returned.
- ❑ For slip, endorsement, or validation printing, an integer from 1 to 2 can be set for the width and height.

addTextStyle

Adds character style setting to the command buffer.

Syntax

```
public void addTextStyle(int reverse, int ul, int em, int color)
throws Epos2Exception
```

Parameter

reverse

Enables or disables the reverse style.

Value	Description
Printer.TRUE	Enables the reverse style.
Printer.FALSE (default)	Disables the reverse style.
Printer.PARAM_UNSPECIFIED	<Obsolete> Not specify.
Printer.PARAM_DEFAULT	Specifies the default value (reverse style disabled).

ul

Enables or disables the underscore style.

Value	Description
Printer.TRUE	Enables the underscore style.
Printer.FALSE (default)	Disables the underscore style.
Printer.PARAM_UNSPECIFIED	<Obsolete> Not specify.
Printer.PARAM_DEFAULT	Specifies the default value (underscore style disabled).

em

Enables or disables the bold style..

Value	Description
Printer.TRUE	Enables the bold style.
Printer.FALSE (default)	Disables the bold style.
Printer.PARAM_UNSPECIFIED	<Obsolete> Not specify.
Printer.PARAM_DEFAULT	Specifies the default value (bold style disabled).

color

Specifies the color.

Value	Description
Printer.COLOR_NONE	No printing

Value	Description
Printer.COLOR_1 (default)	First color
Printer.COLOR_2	Second color
Printer.COLOR_3	Third color
Printer.COLOR_4	Fourth color
Printer.PARAM_UNSPECIFIED	<Obsolete> Not specify.
Printer.PARAM_DEFAULT	Specifies the default value (first color).

Exception

When the process fails, Epos2Exception with one of the following error status occurs.

Error status	Description
ERR_PARAM	An invalid parameter was passed.
ERR_MEMORY	Memory necessary for processing could not be allocated.
ERR_FAILURE	An unknown error occurred.

Supplementary explanation

- ❑ Use this API at the "beginning of a line." If this API is used elsewhere, it will be ignored.
- ❑ If all the parameters are set to "Printer.PARAM_UNSPECIFIED," ERR_PARAM will be returned.

addHPosition

Adds horizontal character print start position to the command buffer.

Syntax

```
public void addHPosition(int x) throws Epos2Exception
```

Parameter

x

Specifies the horizontal print start position in dots.

Value	Description
Integer from 0 to 65535	Horizontal print start position (in dots)

Exception

When the process fails, Epos2Exception with one of the following error status occurs.

Error status	Description
ERR_PARAM	An invalid parameter was passed.
ERR_MEMORY	Memory necessary for processing could not be allocated.
ERR_FAILURE	An unknown error occurred.

Supplementary explanation

- ❑ Calling this API causes the printer positioned at "other than the beginning of the line."
This is also true even if 0 is set to "X."
- ❑ After executing this API, [addTextAlign](#) and [addTextRotate](#) cannot be used.
- ❑ Setting of this API is also applied to the barcode/2D symbol/raster image/NV logo.
- ❑ The setting of this API is applied to each line (Or to each barcode, 2D symbol, raster image, or NV logo).
If you want to apply the setting to multiple lines, set this API to each of the lines.

addFeedUnit

Adds a paper-feed-by-dot command to the command buffer.

Syntax

```
public void addFeedUnit(int unit) throws Epos2Exception
```

Parameter

unit

Specifies the paper feed amount (in dots).

Value	Description
Integer from 0 to 255	Paper feed amount (in dots)

Exception

When the process fails, Epos2Exception with one of the following error status occurs.

Error status	Description
ERR_PARAM	An invalid parameter was passed.
ERR_MEMORY	Memory necessary for processing could not be allocated.
ERR_FAILURE	An unknown error occurred.

Supplementary explanation

Calling this API causes the printer positioned at "the beginning of the line."

addFeedLine

Adds a paper-feed-by-line command to the command buffer.

Syntax

```
public void addFeedLine(int line) throws Epos2Exception
```

Parameter

line

Specifies the paper feed amount (in lines).

Value	Description
Integer from 0 to 255	Paper feed amount (in lines)

Exception

When the process fails, Epos2Exception with one of the following error status occurs.

Error status	Description
ERR_PARAM	An invalid parameter was passed.
ERR_MEMORY	Memory necessary for processing could not be allocated.
ERR_FAILURE	An unknown error occurred.

Supplementary explanation

Calling this API causes the printer positioned at "the beginning of the line."

addImage

Adds a raster image print command to the command buffer.

Prints Android.graphics.Bitmap class graphics.

A specified area of Android.graphics.Bitmap class graphics is binarized according to the mode, halftone, and brightness parameters and converted into a raster image.

The converted image is compressed or not compressed before transmission according to the compress parameter value.

One pixel of an image corresponds to one dot of the printer. When a transparent color is contained in the image, the background of the image is assumed to be white.

Syntax

```
public void addImage(Bitmap data, int x, int y, int width, int height, int color, int mode, int halftone, double brightness, int compress) throws Epos2Exception
```

Parameter

data

Specifies an instance of the android.graphics.Bitmap class.

x

Specifies the horizontal start position of the print area (in pixels).

Value	Description
Integer from 0 to 65534	Horizontal start position of the print area (in pixels)

y

Specifies the vertical start position of the print area (in pixels).

Value	Description
Integer from 0 to 65534	Vertical start position of the print area (in pixels)

width

Specifies the width of the print area (in pixels).

Value	Description
Integer from 1 to 65535	Width of the print area (in pixels).

height

Specifies the height of the print area (in pixels).

Value	Description
Integer from 1 to 65535	Height of the print area (in pixels).

color

Specifies the color.

Value	Description
Printer.COLOR_NONE	No printing
Printer.COLOR_1	First color
Printer.COLOR_2	Second color
Printer.COLOR_3	Third color
Printer.COLOR_4	Fourth color
Printer.PARAM_DEFAULT	Specifies the default value (first color).

mode

Specifies the color mode.

Value	Description
Printer.MODE_MONO	Monochrome (2 scales)
Printer.MODE_GRAY16	Multi-gradation (16 scales)
Printer.MODE_MONO_HIGH_DENSITY	Monochrome (2 scales), double density
Printer.PARAM_DEFAULT	Specifies the default (monochrome (2 scales)).

halftone

Specifies the halftone processing method.

Value	Description
Printer.HALFTONE_DITHER	Dithering (appropriate for printing graphics only)
Printer.HALFTONE_ERROR_DIFFUSION	Error diffusion (appropriate for printing text and graphics)
Printer.HALFTONE_THRESHOLD	Threshold (appropriate for printing text only)
Printer.PARAM_DEFAULT	Specifies the default (dithering).

Effective for the monochrome (2 scales) color mode only.

brightness

Specifies the brightness compensation value.

Value	Description
Real number from 0.1 to 10.0	Brightness compensation (gamma correction) value
Printer.PARAM_DEFAULT	Default (1.0)

When a value other than 1.0 is specified for the brightness compensation value, processing gets slower.

compress

Enables or disables compression.

Compressing print images can prevent white banding or streaks from occurring on printed images.

This works well when connecting with the printer using Bluetooth.

Value	Description
Printer.COMPRESS_DEFLATE	Compresses the image.
Printer.COMPRESS_NONE	Does not compress the image.
Printer.COMPRESS_AUTO	Automatically chooses to or not to compress the image internally.
Printer.PARAM_DEFAULT	Default (automatically chooses to or not to compress the image internally)

Exception

When the process fails, Epos2Exception with one of the following error status occurs.

Error status	Description
ERR_PARAM	An invalid parameter was passed.
ERR_MEMORY	Memory necessary for processing could not be allocated.
ERR_FAILURE	An unknown error occurred.

Supplementary explanation

- ❑ Use this API at the "beginning of a line." If this API is used elsewhere, it will be ignored.
- ❑ If the area specified by x/y and width/height parameters does not fit within the image size specified by data parameter, ERR_PARAM will be returned as an exception.
- ❑ The "compress" parameter is effective when the printer is connected via Bluetooth. For other printers, specify Printer.COMPRESS_AUTO.

Model	Restriction
TM-m10	No restriction
TM-m30/TM-m30II/TM-m30II-H/TM-m30II-NT/TM-m30II-S/ TM-m30II-SL/TM-m30III/TM-m30III-H	No restriction
TM-m50/TM-m50II-H	No restriction
TM-P20/TM-P20II	No restriction
TM-P60II (Receipt)	Firmware version 5.14 ESC/POS or later
TM-P60II (Peeler)	Firmware version 6.14 ESC/POS or later
TM-P80	Firmware version 1.02 ESC/POS or later
TM-P80AC	Firmware version 2.01 ESC/POS or later

Model	Restriction
TM-P80II	No restriction
TM-T20II/TM-T20III/TM-T20IV/TM-T20IV-SP	No restriction
TM-T70II	No restriction
TM-T82III/TM-T82IV	No restriction
TM-T88V/TM-T88VI	No restriction

- ☐ Printing may get slower if a transparent image is printed.
- ☐ The multi-gradation and the compression of image data are not supported in the page mode. If you set those in the page mode, nothing will be printed.
- ☐ Set an image size appropriate for the printer. If you set to print a large image, the API commands will be succeeded, but the printer may print nothing.
- ☐ Even if the size of an image is printable, the ERR_MEMORY error may occur depending on the Android device specification. In such case, reduce the image size.
- ☐ This API consumes a lot of the buffer provided in the printer. When using this API for LFCPrinter class, be sure to check the buffer size of the printer.

addLogo

Adds a NV logo print command to the command buffer.

Prints the logo registered in the NV memory of the printer.

Syntax

```
public void addLogo(int key1, int key2) throws
Epos2Exception
```

Parameter

key1

Specifies the key code 1 of the NV logo.

Value	Description
Integer from 1 to 255	Key code 1 of the NV logo

key2

Specifies the key code 2 of the NV logo.

Value	Description
Integer from 1 to 255	Key code 2 of the NV logo
Printer.PARAM_DEFAULT	Specify this for the printers that do not support key code 2.

Exception

When the process fails, Epos2Exception with one of the following error status occurs.

Error status	Description
ERR_PARAM	An invalid parameter was passed.
ERR_MEMORY	Memory necessary for processing could not be allocated.
ERR_FAILURE	An unknown error occurred.

Supplementary explanation

- ❑ Use this API at the "beginning of a line." If this API is used elsewhere, it will be ignored.
- ❑ For how to register the NV logo, refer to the Technical Reference Guide of the printer.
- ❑ The page mode does not support multi-gradation printing. Multi-gradation graphics can be printed in the standard mode only.
- ❑ The NV logo specified by this API is printed with the color setting specified by [addTextStyle](#) buffered in advance.
- ❑ TM-U220 and TM-U220II, TM-U330 use only the key1 parameter, however, you need to set "Printer.PARAM_DEFAULT" as the key2 parameter for those printers since an empty key2 parameter causes an error.

addBarcode

Adds a barcode print command to the command buffer.

Syntax

```
public void addBarcode(String data, int type, int hri, int font,
    int width, int height) throws Epos2Exception
```

Parameter

data

Specifies barcode data as a text string.

Specify a string in accordance with the standard of the barcode specified in type.

Type	Description
UPC-A	If an 11-digit figure is specified, the check digit is automatically appended. If a 12-digit figure is specified, the 12th digit is used as the check digit but verification is not performed.
UPC-E	Specify 0 in the first digit. Specify the manufacturer code in the 2nd to 6th digits. Specify the item code in right justification in the 7th to 11th digits. The number of digits of the item code depends on the manufacturer code. Specify 0 in each unused data. If an 11-digit figure is specified, the check digit is automatically appended. If a 12-digit figure is specified, the 12th digit is used as the check digit but verification is not performed.
EAN13	If an 12-digit figure is specified, the check digit is automatically appended.
JAN13	If a 13-digit figure is specified, the 13th digit is used as the check digit but verification is not performed.
EAN8	If an 7-digit figure is specified, the check digit is automatically appended.
JAN8	If an 8-digit figure is specified, the 8th digit is used as the check digit but verification is not performed.
CODE39	If the first character is *, this character is processed as the start character. If it is not , the start character is automatically added.
ITF	The start and stop codes are automatically added. Addition and verification of the check digit are not performed.
CODABAR	Specify the start character ((A to D, a to d). Specify the stop character ((A to D, a to d). Addition and verification of the check digit are not performed.
CODE93	The start and stop characters are automatically added. The check digit is automatically calculated and added.

Type	Description
CODE128	<p>Specify the start character (CODE A, CODE B, CODE C). The stop character is automatically added. The check digit is automatically calculated and added. To encode the following characters, specify the corresponding 2-digit code starting with { :</p> <ul style="list-style-type: none"> • FNC1: {1 • FNC2: {2 • FNC3: {3 • FNC4: {4 • CODE A: {A • CODE B: {B • CODE C: {C • SHIFT: {S • {: {{ <p>When specifying CODE C, specify the barcode data as the control code of the escape sequence.</p>
CODE128 auto	<p>The start character, check digit, and stop character are automatically added. The character string added to make the overall width of the CODE128 symbol as minimum is automatically converted. In this function, there is no need to specify the code set, and the barcode is printed simply by entering the data to be converted to symbols. Example) When entering numbers: "123", etc. When entering alphabets: "ABCabc", etc. Data from 0 to 255 (control codes and character codes) can be specified. Since the overall width changes automatically, use this function after confirming that the barcode fits into the print area and is printed without any problem. When using FNC1, etc., use CODE128 rather than CODE128 auto.</p>
GS1-128	<p>The start character, FNC1, check digit, and stop characters are automatically added. However, FNC1 used as a data separator is not added. To automatically calculate and add the application ID (AI) and the following check digit, specify "*" at the check digit position. The application ID (AI) can be put in parentheses. The parentheses are used as print characters for HRI and not encoded as data. A blank space can be inserted between the application ID (AI) and data. The blank space is used as print characters for HRI and not encoded as data. To encode the following characters, specify the corresponding 2-digit code starting with { :</p> <ul style="list-style-type: none"> • FNC1: {1 • FNC3: {3 • (: {{ •): {} • FNC1: {1 • {: {{

Type	Description
GS1 DataBar Omnidirectional	Specify a 13-digit product ID (GTIN) excluding the application ID (AI) and check digit.
GS1 DataBar Truncated	
GS1 DataBar Limited	
GS1 DataBar Expanded	<p>The application ID (AI) can be put in parentheses. The parentheses are used as print characters for HRI and not encoded as data. To encode the following characters, specify the corresponding 2-digit code starting with { :</p> <ul style="list-style-type: none"> • FNC1: {1 • (: {(•): {}

When specifying binary data which cannot be represented as a string, use the following escape sequences.

String	Description
\xnn	Control code (set nn in hexadecimal)
\\	Back slash

type

Specifies the barcode type.

Value	Description
Printer.BARCODE_UPC_A	UPC-A
Printer.BARCODE_UPC_E	UPC-E
Printer.BARCODE_EAN13	EAN13
Printer.BARCODE_JAN13	JAN13
Printer.BARCODE_EAN8	EAN8
Printer.BARCODE_JAN8	JAN8
Printer.BARCODE_CODE39	CODE39
Printer.BARCODE_ITF	ITF
Printer.BARCODE_CODABAR	CODABAR
Printer.BARCODE_CODE93	CODE93
Printer.BARCODE_CODE128	CODE128
Printer.BARCODE_CODE128_AUTO	CODE128_AUTO
Printer.BARCODE_GS1_128	GS1-128
Printer.BARCODE_GS1_DATABAR_OMNIDIRECTIONAL	GS1 DataBar Omnidirectional
Printer.BARCODE_GS1_DATABAR_TRUNCATED	GS1 DataBar Truncated

Value	Description
Printer.BARCODE_GS1_DATABAR_LIMITED	GS1 DataBar Limited
Printer.BARCODE_GS1_DATABAR_EXPANDED	GS1 DataBar Expanded

hri

Specifies the HRI position.

Value	Description
Printer.HRI_NONE (default)	No printing.
Printer.HRI_ABOVE	Above the barcode
Printer.HRI_BELOW	Below the barcode
Printer.HRI_BOTH	Both above and below the barcode
Printer.PARAM_DEFAULT	Specifies the default value (no printing).
Printer.PARAM_UNSPECIFIED	<Obsolete> Not specify.

font

Specifies the HRI font.

Value	Description
Printer.FONT_A (default)	Font A
Printer.FONT_B	Font B
Printer.FONT_C	Font C
Printer.FONT_D	Font D
Printer.FONT_E	Font E
Printer.PARAM_DEFAULT	Specifies the default value (font A).
Printer.PARAM_UNSPECIFIED	<Obsolete> Not specify.

width

Specifies the width of a single module in dots.

Value	Description
Integer from 2 to 6	Width of a single module (in dots)
Printer.PARAM_UNSPECIFIED	<Obsolete> Not specify.

height

Specifies the height of the barcode in dots.

Value	Description
Integer from 1 to 255	Height of the barcode (in dots)
Printer.PARAM_UNSPECIFIED	<Obsolete> Not specify.

Exception

When the process fails, Epos2Exception with one of the following error status occurs.

Error status	Description
ERR_PARAM	An invalid parameter was passed.
ERR_MEMORY	Memory necessary for processing could not be allocated.
ERR_FAILURE	An unknown error occurred.

Supplementary explanation

- ❑ Use this API at the "beginning of a line."
- ❑ When the barcode data specified in data does not conform to the barcode type specified in type, an error will not be returned as an exception and the barcode will not be printed.
- ❑ The "CODE 128 auto" type of barcode can be specified when the printer is TM-m30II, TM-m30II-H, TM-m30II-NT, TMm30II-S, TM-m30II-SL, TM-m30III, TM-m30III-H, TM-m50, TM-m50II, TM-m50II-H, TM-T88VII, TM-L100, TM-P20II or TM-P80II.

addSymbol

Adds a 2D symbol print command to the command buffer.

Syntax

```
public void addSymbol(String data, int type, int level, int width, int height, int size) throws Epos2Exception
```

Parameter

data

Specifies 2D symbol data as a text string.

Specify a string in accordance with the standard of the 2D symbol specified in type.

Type	Description
Standard PDF417	Converts the string into UTF-8, processes the escape sequence(s), and encodes the data.
Truncated PDF417	
QR Code Model 1	Converts the string into JIS, processes the escape sequence(s), and encodes the data by choosing the data type from the following: <ul style="list-style-type: none"> Figure: 0 to 9 Alphanumeric: 0 to 9, A to Z, space, \$, %, *, +, -, ., /, : Kanji: Characters which can be represented with Shift JIS codes 8-bit byte data: 0x00 to 0xff
QR Code Model 2	
QR Code Micro	
MaxiCode Mode 2	Converts the string into UTF-8, processes the escape sequence(s), and encodes the data. In Mode 2 or 3, if the first data is []>\x1e01\x1dyy ("yy" is a 2-digit figure), this is processed as the message header and the second and succeeding data sequence is processed as the primary message. Otherwise, the primary message starts with the first data. For the mode 2, specify the primary message in the following format: <ul style="list-style-type: none"> Zip code (1- to 9-digit figure) GS:(\x1d) ISO country code (1- to 3-digit figure) GS:(\x1d) Service class code (1- to 3-digit figure) For the mode 3, specify the primary message in the following format: <ul style="list-style-type: none"> Zip code (data which can be converted with 1 to 6 code sets A) GS (\x1d) ISO country code (1- to 3-digit figure) GS (\x1d) Service class code (1- to 3-digit figure)
MaxiCode Mode 3	
MaxiCode Mode 4	
MaxiCode Mode 5	
MaxiCode Mode 6	
GS1 DataBar Stacked	Converts the string into UTF-8, processes the escape sequence(s), and encodes the data. Specify a 13-digit product ID (GTIN) excluding the application ID (AI) and check digit.
GS1 DataBar Stacked Omnidirectional	

Type	Description
GS1 DataBar Expanded Stacked	<p>Converts the string into UTF-8, processes the escape sequence(s), and encodes the data.</p> <p>The application ID (AI) can be put in parentheses.</p> <p>The parentheses are used as print characters for HRI and not encoded as data.</p> <p>To encode the following characters, specify the corresponding 2-digit code starting with { :</p> <ul style="list-style-type: none"> • FNC1: {1 • (: {(•): }{)
Aztec Code	Converts the string into UTF-8, processes the escape sequence(s), and encodes the data.
DataMatrix	Converts the string into UTF-8, processes the escape sequence(s), and encodes the data.

When specifying binary data which cannot be represented as a string, use the following escape sequences.

String	Description
\xnn	Control code (set nn in hexadecimal)
\\	Back slash

type

Specifies the 2D symbol type.

Value	Description
Printer.SYMBOL_PDF417_STANDARD	Standard PDF417
Printer.SYMBOL_PDF417_TRUNCATED	Truncated PDF417
Printer.SYMBOL_QRCODE_MODEL_1	QR Code Model 1
Printer.SYMBOL_QRCODE_MODEL_2	QR Code Model 2
Printer.SYMBOL_QRCODE_MICRO	QR Code Micro
Printer.SYMBOL_MAXICODE_MODE_2	MaxiCode Mode 2
Printer.SYMBOL_MAXICODE_MODE_3	MaxiCode Mode 3
Printer.SYMBOL_MAXICODE_MODE_4	MaxiCode Mode 4
Printer.SYMBOL_MAXICODE_MODE_5	MaxiCode Mode 5
Printer.SYMBOL_MAXICODE_MODE_6	MaxiCode Mode 6
Printer.SYMBOL_GS1_DATABAR_STACKED	GS1 DataBar Stacked
Printer.SYMBOL_GS1_DATABAR_STACKED_OMNIDIRECTIONAL	GS1 DataBar Stacked Omnidirectional
Printer.SYMBOL_GS1_DATABAR_EXPANDED_STACKED	GS1 DataBar Expanded Stacked
Printer.SYMBOL_AZTECCODE_FULLRANGE	Aztec Code Full-Range mode

Value	Description
Printer.SYMBOL_AZTECCODE_COMPACT	Aztec Code Compact mode
Printer.SYMBOL_DATAMATRIX_SQUARE	DataMatrix Square
Printer.SYMBOL_DATAMATRIX_RECTANGLE_8	DataMatrix Rectangle, 8 lines
Printer.SYMBOL_DATAMATRIX_RECTANGLE_12	DataMatrix Rectangle, 12 lines
Printer.SYMBOL_DATAMATRIX_RECTANGLE_16	DataMatrix Rectangle, 16 lines

level

Specifies the error correction level.

Specify a value in accordance with the 2D symbol type.

Specify "PARAM_DEFAULT" for MaxiCode, 2D GS1 DataBar, and DataMatrix.

❑ PDF417

Value	Description
Printer.LEVEL_0	Error correction level 0
Printer.LEVEL_1	Error correction level 1
Printer.LEVEL_2	Error correction level 2
Printer.LEVEL_3	Error correction level 3
Printer.LEVEL_4	Error correction level 4
Printer.LEVEL_5	Error correction level 5
Printer.LEVEL_6	Error correction level 6
Printer.LEVEL_7	Error correction level 7
Printer.LEVEL_8	Error correction level 8
Printer.PARAM_DEFAULT	Specifies the default value (error correction level 1).
Printer.PARAM_UNSPECIFIED	<Obsolete> Not specify.

❑ QR Code

Value	Description
Printer.LEVEL_L	Error correction level L
Printer.LEVEL_M	Error correction level M
Printer.LEVEL_Q	Error correction level Q
Printer.LEVEL_H	Error correction level H
Printer.PARAM_DEFAULT	Specifies the default value (error correction level M).
Printer.PARAM_UNSPECIFIED	<Obsolete> Not specify.

❑ Aztec Code

Value	Description
Integer from 5 to 95	Error correction level (in percents)
Printer.PARAM_DEFAULT	Specifies the default value (error correction level 23).
Printer.PARAM_UNSPECIFIED	<Obsolete> Not specify.

width

Specifies the module width.

An integer from 1 to 255 can be specified.

When "Printer.PARAM_UNSPECIFIED" is specified, the current setting is retained.

The range differs depending on the 2D symbol type.

2D symbol type	Valid value	Default value
PDF417	2 to 8	3
QR Code	3 to 16	3
MaxiCode	1 to 255 (Ignored)	
2D GS1 DataBar	2 to 8	2
Aztec Code	2 to 16	3
DataMatrix	2 to 16	3

height

Specifies the module height.

An integer from 1 to 255 can be specified.

When "Printer.PARAM_UNSPECIFIED" is specified, the current setting is retained.

The range differs depending on the 2D symbol type.

2D symbol type	Valid value	Default value
PDF417	2 to 8 (Scaling factor for width)	3
QR Code	1 to 255 (Ignored)	
MaxiCode		
2D GS1 DataBar		
Aztec Code		
DataMatrix		

size

Specifies the maximum size of the 2D symbol.

An integer from 0 to 65535 can be specified.

When "Printer.PARAM_UNSPECIFIED" is specified, the current setting is retained.

The range differs depending on the 2D symbol type.

2D symbol type		Default value	Description
PDF417		0 (auto)	Specifies the number of code words per stage.
QR Code		0 to 65535 (Ignored)	
MaxiCode		0 to 65535 (Ignored)	
2D GS1 DataBar	Expanded Stacked	0 (auto)	Specifies the maximum width of the 2D symbol (106 or more).
	Other	0 to 65535 (Ignored)	
Aztec Code		0 to 65535 (Ignored)	
DataMatrix		0 to 65535 (Ignored)	

Exception

When the process fails, Epos2Exception with one of the following error status occurs.

Error status	Description
ERR_PARAM	An invalid parameter was passed.
ERR_MEMORY	Memory necessary for processing could not be allocated.
ERR_FAILURE	An unknown error occurred.

Supplementary explanation

- ❑ Use this API at the "beginning of a line."
- ❑ When the 2D symbol data specified in data does not conform to the 2D symbol type specified in type, an error will not be returned as an exception and the 2D symbol will not be printed.
- ❑ During ESC/POS control, specifying values outside the valid ranges for the width and height parameters results in default value printing.
- ❑ During ePOS-Device XML control, specifying values outside the valid ranges for the width and height parameters causes [sendData](#) to generate an exception with ERR_FAILURE.

addHLine

Adds a horizontal ruled line print command to the command buffer.

Draws a horizontal ruled line.

Syntax

```
public void addHLine(int x1, int x2, int lineStyle) throws Epos2Exception
```

Parameter

x1

Specifies the start position to draw a horizontal ruled line (in dots).

Value	Description
Integer from 0 to 65535	Start position to draw a horizontal ruled line (in dots)

x2

Specifies the end position to draw a horizontal ruled line (in dots).

Value	Description
Integer from 0 to 65535	End position to draw a horizontal ruled line (in dots)

lineStyle

Specifies the ruled line type.

Value	Description
Printer.LINE_THIN	Solid line: Fine
Printer.LINE_MEDIUM	Solid line: Middle
Printer.LINE_THICK	Solid line: Thick
Printer.LINE_THIN_DOUBLE	Double line: Fine
Printer.LINE_MEDIUM_DOUBLE	Double line: Middle
Printer.LINE_THICK_DOUBLE	Double line: Thick
Printer.PARAM_DEFAULT	Specifies the default (Solid line: Fine).

Exception

When the process fails, Epos2Exception with one of the following error status occurs.

Error status	Description
ERR_PARAM	An invalid parameter was passed.
ERR_MEMORY	Memory necessary for processing could not be allocated.
ERR_FAILURE	An unknown error occurred.

Supplementary explanation

- ❑ This API cannot be used in the page mode.
- ❑ Use [addPageLine](#) to draw a horizontal ruled line in the page mode.

addVLineBegin

Adds a command to start drawing a vertical ruled line to the command buffer.

Starts drawing a vertical line.

Syntax

```
public void addVLineBegin(int x, int lineStyle, int[] lineId)
throws Epos2Exception
```

Parameter

x

Specifies the start position to draw a vertical ruled line (in dots).

Value	Description
Integer from 0 to 65535	Start position to draw a vertical ruled line (in dots)

lineStyle

Specifies the ruled line type.

Value	Description
Printer.LINE_THIN	Solid line: Fine
Printer.LINE_MEDIUM	Solid line: Middle
Printer.LINE_THICK	Solid line: Thick
Printer.LINE_THIN_DOUBLE	Double line: Fine
Printer.LINE_MEDIUM_DOUBLE	Double line: Middle
Printer.LINE_THICK_DOUBLE	Double line: Thick
Printer.PARAM_DEFAULT	Specifies the default (Solid line: Fine).

lineId

Returns the ID of the ruled line printed by this API.

Exception

When the process fails, Epos2Exception with one of the following error status occurs.

Error status	Description
ERR_PARAM	An invalid parameter was passed.
ERR_MEMORY	Memory necessary for processing could not be allocated.
ERR_FAILURE	An unknown error occurred.

Supplementary explanation

- ❑ This API cannot be used in the page mode.

- ❑ Use [addPageLine](#) to draw a vertical ruled line in the page mode.
- ❑ Drawing of the vertical ruled line continues until stopped by the [addVLineEnd](#) API.
- ❑ Use this API with the [addVLineEnd](#) API.

addVLineEnd

Adds a command to stop drawing a vertical ruled line to the command buffer.
Ends drawing a vertical line.

Syntax

```
public void addVLineEnd(int lineId) throws Epos2Exception
```

Parameter

lineId

Specifies the line ID acquired by [addVLineBegin](#).

Exception

When the process fails, Epos2Exception with one of the following error status occurs.

Error status	Description
ERR_PARAM	An invalid parameter was passed.
ERR_MEMORY	Memory necessary for processing could not be allocated.
ERR_FAILURE	An unknown error occurred.

Supplementary explanation

- ❑ This API cannot be used in the page mode.
- ❑ Use [addPageLine](#) to draw a vertical ruled line in the page mode.
- ❑ This API draws a vertical ruled line until stopped by [addVLineEnd](#).
- ❑ Use this API with the [addVLineBegin](#) API.

addPageBegin

Adds a page mode start command to the command buffer.

Starts processing in the page mode.

Syntax

```
public void addPageBegin() throws Epos2Exception
```

Exception

When the process fails, Epos2Exception with one of the following error status occurs.

Error status	Description
ERR_MEMORY	Memory necessary for processing could not be allocated.
ERR_FAILURE	An unknown error occurred.

Supplementary explanation

- ❑ The page mode does not support multi-gradation printing.
- ❑ Use this API with the [addPageEnd](#) API.
- ❑ Use this API at the "beginning of a line." If this API is used elsewhere, it will be ignored.

addPageEnd

Adds a page mode end command to the command buffer.

Ends processing in the page mode.

Syntax

```
public void addPageEnd() throws Epos2Exception
```

Exception

When the process fails, Epos2Exception with one of the following error status occurs.

Error status	Description
ERR_MEMORY	Memory necessary for processing could not be allocated.
ERR_FAILURE	An unknown error occurred.

Supplementary explanation

- ❑ The page mode does not support multi-gradation printing.
- ❑ Use this API with the [addPageBegin](#) API.

addPageArea

Adds page mode print area setting to the command buffer.

Specifies the page mode print area (coordinates). Following this API, call an API to specify print data such as the [addText](#) API.

Syntax

```
public void addPageArea(int x, int y, int width, int height)
throws Epos2Exception
```

Parameter

x

Specifies the horizontal origin (in dots).

Value	Description
Integer from 0 to 65535	Horizontal origin (in dots)

"0" specifies the leftmost position of the printable area of the printer.

y

Specifies the vertical origin (in dots).

Value	Description
Integer from 0 to 65535	Vertical origin (in dots)

"0" specifies the position where paper is not fed.

width

Specifies the width of a print area (in dots).

Value	Description
Integer from 1 to 65535	Width of a print area (in dots)

height

Specifies the height of a print area (in dots).

Value	Description
Integer from 1 to 65535	Height of a print area (in dots)

Exception

When the process fails, Epos2Exception with one of the following error status occurs.

Error status	Description
ERR_PARAM	An invalid parameter was passed.
ERR_MEMORY	Memory necessary for processing could not be allocated.

Error status	Description
ERR_FAILURE	An unknown error occurred.

Supplementary explanation

- ❑ Define the print area in accordance with the contents to print. If the print data does not fit within the print area, the printed contents will be truncated.
- ❑ Use this API between the [addPageBegin](#) and [addPageEnd](#) APIs.
- ❑ Specify the width and height of the print area in accordance with the print direction setting. Otherwise the print data may be truncated. Set the print direction by [addPageDirection](#).
- ❑ This API does not work in the standard mode.

addPageDirection

Adds page mode print direction setting to the command buffer.

Specifies the print direction in the page mode.

Syntax

```
public void addPageDirection(int direction) throws
Epos2Exception
```

Parameter

direction

Specifies the print direction in the page mode.

Value	Description
Printer.DIRECTION_LEFT_TO_RIGHT (default)	Do not rotate data. (Data is printed rightward from the upper-left position.)
Printer.DIRECTION_BOTTOM_TO_TOP	Rotate data counterclockwise by 90 degrees. (Data is printed upward from the lower-left position.)
Printer.DIRECTION_RIGHT_TO_LEFT	Rotate data by 180 degrees. (Data is printed leftward from the lower-right position.)
Printer.DIRECTION_TOP_TO_BOTTOM	Rotate data clockwise by 90 degrees. (Data is printed downward from the upper-right position.)
Printer.PARAM_DEFAULT	Specifies the default value (no rotation).

Exception

When the process fails, Epos2Exception with one of the following error status occurs.

Error status	Description
ERR_PARAM	An invalid parameter was passed.
ERR_MEMORY	Memory necessary for processing could not be allocated.
ERR_FAILURE	An unknown error occurred.

Supplementary explanation

- ❑ This API does not work in the standard mode.
- ❑ Use this API between the [addPageBegin](#) and [addPageEnd](#) APIs.

addPagePosition

Adds print position setting within the print area in the page mode to the command buffer.

Specifies the print start position (coordinates) within the area specified by the [addPageArea](#) API.

Syntax

```
public void addPagePosition(int x, int y) throws
Epos2Exception
```

Parameter

x

Specifies the horizontal print position (in dots).

Value	Description
Integer from 0 to 65535	Horizontal print position (in dots)
Printer.PARAM_UNSPECIFIED	<Obsolete> Not specify.

y

Specifies the vertical print position (in dots).

Value	Description
Integer from 0 to 65535	Specify the horizontal print position in dots.
Printer.PARAM_UNSPECIFIED	<Obsolete> Not specify.

Exception

When the process fails, Epos2Exception with one of the following error status occurs.

Error status	Description
ERR_PARAM	An invalid parameter was passed.
ERR_MEMORY	Memory necessary for processing could not be allocated.
ERR_FAILURE	An unknown error occurred.

Supplementary explanation

- ☐ This API does not work in the standard mode.
- ☐ Use this API between the [addPageBegin](#) and [addPageEnd](#) APIs.
- ☐ Specify the print start position (coordinates) in accordance with the contents to print. See below.

Print data	Specification method
When printing a text string	Specify the leftmost position of the baseline for the first character. This can be omitted when printing data with the standard size in left justification. When printing a double-height character, set y to 42 or larger.
When printing a barcode	Specify the lower-left position of the symbol. Specify the height of the barcode in y.
When printing graphics/logo	Specify the lower-left position of the graphic data. Specify the height of the graphic data in y.
When printing a 2D symbol	Specify the upper-left position of the symbol. This can be omitted when printing from the upper-left position.

❑ If all the parameters are set to "Printer.PARAM_UNSPECIFIED," ERR_PARAM will be returned.

addPageLine

Adds a page mode line draw command to the command buffer.

Draws a line in the page mode.

Syntax

```
public void addPageLine(int x1, int y1, int x2, int y2, int
lineStyle) throws Epos2Exception
```

Parameter

x1

Specifies the horizontal position to start drawing (in dots).

Value	Description
Integer from 0 to 65535	Horizontal position to start drawing (in dots)

y1

Specifies the vertical position to start drawing (in dots).

Value	Description
Integer from 0 to 65535	Vertical position to start drawing (in dots)

x2

Specifies the horizontal position to end drawing (in dots).

Value	Description
Integer from 0 to 65535	Horizontal position to end drawing (in dots)

y2

Specifies the vertical position to end drawing (in dots).

Value	Description
Integer from 0 to 65535	Vertical position to end drawing (in dots)

lineStyle

Specifies the ruled line type.

Value	Description
Printer.LINE_THIN	Solid line: Fine
Printer.LINE_MEDIUM	Solid line: Middle
Printer.LINE_THICK	Solid line: Thick
Printer.LINE_THIN_DOUBLE	Double line: Fine
Printer.LINE_MEDIUM_DOUBLE	Double line: Middle

Value	Description
Printer.LINE_THICK_DOUBLE	Double line: Thick
Printer.PARAM_DEFAULT	Specifies the default (Solid line: Fine).

Exception

When the process fails, Epos2Exception with one of the following error status occurs.

Error status	Description
ERR_PARAM	An invalid parameter was passed.
ERR_MEMORY	Memory necessary for processing could not be allocated.
ERR_FAILURE	An unknown error occurred.

Supplementary explanation

- ☐ This API does not work in the standard mode.
- ☐ A diagonal line cannot be drawn.
- ☐ Use this API between the [addPageBegin](#) and [addPageEnd](#) APIs.

addPageRectangle

Adds a page mode rectangle draw command to the command buffer.

Draws a rectangle in the page mode.

Syntax

```
public void addPageRectangle(int x1, int y1, int x2, int y2, int
lineStyle) throws Epos2Exception
```

Parameter

x1

Specifies the horizontal position to start drawing (in dots).

Value	Description
Integer from 0 to 65535	Horizontal position to start drawing (in dots)

y1

Specifies the vertical position to start drawing (in dots).

Value	Description
Integer from 0 to 65535	Vertical position to start drawing (in dots)

x2

Specifies the horizontal position to end drawing (in dots).

Value	Description
Integer from 0 to 65535	Horizontal position to end drawing (in dots)

y2

Specifies the vertical position to end drawing (in dots).

Value	Description
Integer from 0 to 65535	Vertical position to end drawing (in dots)

lineStyle

Specifies the line type.

Value	Description
Printer.LINE_THIN	Solid line: Fine
Printer.LINE_MEDIUM	Solid line: Middle
Printer.LINE_THICK	Solid line: Thick
Printer.LINE_THIN_DOUBLE	Double line: Fine
Printer.LINE_MEDIUM_DOUBLE	Double line: Middle

Value	Description
Printer.LINE_THICK_DOUBLE	Double line: Thick
Printer.PARAM_DEFAULT	Specifies the default (Solid line: Fine).

Exception

When the process fails, Epos2Exception with one of the following error status occurs.

Error status	Description
ERR_PARAM	An invalid parameter was passed.
ERR_MEMORY	Memory necessary for processing could not be allocated.
ERR_FAILURE	An unknown error occurred.

Supplementary explanation

- ❑ This API does not work in the standard mode.
- ❑ Use this API between the [addPageBegin](#) and [addPageEnd](#) APIs.

addRotateBegin

Adds the start batch rotate print mode to the command buffer.

Syntax

```
public void addRotateBegin()throws Epos2Exception
```

Exception

When the process fails, Epos2Exception with one of the following error status occurs.

Error status	Description
ERR_MEMORY	Memory necessary for processing could not be allocated.
ERR_FAILURE	An unknown error occurred.

Supplementary explanation

- ❑ This API does not work in the page mode.
- ❑ Use the add APIs for batch rotate printing (Example: [addText](#)) by enclosing between this API and the [addRotateEnd](#) API.
- ❑ Do not use the following APIs between this API and the [addRotateEnd](#) API.
 - [endTransaction](#)
 - [addPageBegin](#)
 - [addPageEnd](#)
 - [addCut](#)
 - [addPulse](#)
 - [addSound](#)
 - [setPrinterSetting](#)
 - [ejectPaper](#)
- ❑ The data volume that the printer can process in a single batch rotate printing is as described below.
 - Strings: 80 lines
 - Graphics: 2400 dots
- ❑ When you are using the add APIs (Example: [addText](#)) in the batch rotate print mode, you must take care while using certain APIs.

API	Precautions
addTextSize	<ul style="list-style-type: none"> • If the longitudinal direction is set to triple angle or higher with addTextSize before this API, then this API and the succeeding APIs will become double-angled. • If the longitudinal direction is set to triple angle or higher with addTextSize after this API, then the specification in the longitudinal direction will be ignored and become single-angled.
addFeedUnit	The number of paper feed lines varies depending on the line spacing specified in addLineSpace . If the line spacing is specified as 30 in addLineSpace , paper feeding can be performed for 8 lines with the maximum value of addFeedUnit as 255.

API	Precautions
addImage	<ul style="list-style-type: none">• If the total vertical size of print data exceeds 2400 dots, printing may not be performed as intended. For example, if 500-dot data B is sent to a location in the printer buffer where 2000-dot data A is accumulated, then data B will be accumulated in the printer buffer after data A has been printed.• The multi-gradation (16 scales) maximum size is up to 600 dots vertically. In the case of multi-gradation (16 scales), a data volume that is four times that of monochrome (2 scales) is required.• If the vertical size of one image element exceeds the data volume that can be processed in one go, printing will not be performed. Monochrome (2 scales) maximum value: 2400 dots Multi-gradation (16 scales) maximum value: 600 dots

addRotateEnd

Adds the end batch rotate print mode to the command buffer.

Syntax

```
public void addRotateEnd()throws Epos2Exception
```

Exception

When the process fails, Epos2Exception with one of the following error status occurs.

Error status	Description
ERR_MEMORY	Memory necessary for processing could not be allocated.
ERR_FAILURE	An unknown error occurred.

Supplementary explanation

- ❑ This API does not work in the page mode.
- ❑ Use the add APIs for batch rotate printing (Example: [addText](#)) by enclosing between this API and the [addRotateBegin](#) API.

addCut

Adds a sheet cut command to the command buffer.
Sets how to cut paper.

Syntax

```
public void addCut(int type) throws Epos2Exception
```

Parameter

type

Specifies how to cut paper.

Value	Description
Printer.CUT_FEED	Feed cut (cut the sheet after feeding paper).
Printer.CUT_NO_FEED	Cut without feed (cut the sheet without feeding paper).
Printer.CUT_RESERVE	Cut reservation (print the following texts and cut the sheet at the cutting position).
Printer.FULL_CUT_FEED	Feed full cut (cut the sheet after feeding paper)
Printer.FULL_CUT_NO_FEED	Full cut without feed (cut the sheet without feeding paper)
Printer.FULL_CUT_RESERVE	Full cut reservation (print the following texts and full cut the sheet at the cutting position)
Printer.PARAM_DEFAULT	Specifies the default (feed cut (cut the sheet after feeding paper)).

Exception

When the process fails, Epos2Exception with one of the following error status occurs.

Error status	Description
ERR_PARAM	An invalid parameter was passed.
ERR_MEMORY	Memory necessary for processing could not be allocated.
ERR_FAILURE	An unknown error occurred.

Supplementary explanation

- ❑ This API cannot be used in the page mode.
- ❑ Use this API at the "beginning of a line." If this API is used elsewhere, it will be ignored.
- ❑ If print data is not specified after the cut reservation (Printer.CUT_RESERVE), the printer will execute the cut after feeding paper up to the position of the reserved cut.
- ❑ Depending on the printer, it may wait approximately 2 seconds for the print data after the cut reservation (Printer.CUT_RESERVE) before starting the paper feed operation.

- ❑ When using the cut reservation (`Printer.CUT_RESERVE`), set the length of one receipt to at least 20 mm.

addPulse

Adds a drawer kick command to the command buffer.

Sets the drawer kick.

Syntax

```
public void addPulse(int drawer, int time) throws
Epos2Exception
```

Parameter

drawer

Specifies the drawer kick connector.

Value	Description
Printer.DRAWER_2PIN	Drawer kick connector pin No.2
Printer.DRAWER_5PIN	Drawer kick connector pin No.5
Printer.PARAM_DEFAULT	Specifies the default (drawer kick connector pin No.2).

time

Specifies the on time of the drawer kick signal.

Value	Description
Printer.PULSE_100	100-msec signal
Printer.PULSE_200	200-msec signal
Printer.PULSE_300	300-msec signal
Printer.PULSE_400	400-msec signal
Printer.PULSE_500	500-msec signal
Printer.PARAM_DEFAULT	Specifies the default (100-msec signal).

Exception

When the process fails, Epos2Exception with one of the following error status occurs.

Error status	Description
ERR_PARAM	An invalid parameter was passed.
ERR_MEMORY	Memory necessary for processing could not be allocated.
ERR_FAILURE	An unknown error occurred.

Supplementary explanation

- ❑ This API cannot be used in the page mode.

- ❑ The drawer and optional external buzzer cannot be connected simultaneously.
- ❑ Do not open the drawer repeatedly for a short time. The drawer may be damaged due to too much load.
- ❑ For built-in buzzer equipped models of the following printers, sounding the buzzer is possible using the pulse output commands for drawer kick connectors.

For details on controlling the built-in buzzer, refer to the Technical Reference Guide of the printer.

TM-T70 / TM-T70II / TM-T82II / TM-T82III / TM-T83II / TM-T88IV / TM-T88V / TM-T88VI / TM-T88VII / TM-T82II-i / TM-T83II-i / TM-T88VI-iHUB / TM-L90 / TM-L100

addSound

Adds buzzer sound setting to the command buffer.

Sets the buzzer.

Syntax

```
public void addSound(int pattern, int repeat, int cycle) throws Epos2Exception
```

Parameter

pattern

Specifies the buzzer tone.

Value	Description
Printer.PATTERN_NONE	Stop (Mobile models)
Printer.PATTERN_NONE	Stop. However, the buzzer already sounding does not stop. (Except for Mobile models)
Printer.PATTERN_A	Pattern A (optional external buzzer)
Printer.PATTERN_B	Pattern B (optional external buzzer)
Printer.PATTERN_C	Pattern C (optional external buzzer)
Printer.PATTERN_D	Pattern D (optional external buzzer)
Printer.PATTERN_E	Pattern E (optional external buzzer)
Printer.PATTERN_ERROR	Error sound pattern (optional external buzzer)
Printer.PATTERN_PAPER_EMPTY	Paper empty sound pattern (optional external buzzer)
Printer.PATTERN_1	Pattern 1 (built-in buzzer)
Printer.PATTERN_2	Pattern 2 (built-in buzzer)
Printer.PATTERN_3	Pattern 3 (built-in buzzer)
Printer.PATTERN_4	Pattern 4 (built-in buzzer)
Printer.PATTERN_5	Pattern 5 (built-in buzzer)
Printer.PATTERN_6	Pattern 6 (built-in buzzer)
Printer.PATTERN_7	Pattern 7 (built-in buzzer)
Printer.PATTERN_8	Pattern 8 (built-in buzzer)
Printer.PATTERN_9	Pattern 9 (built-in buzzer)
Printer.PATTERN_10	Pattern 10 (built-in buzzer)
Printer.PARAM_DEFAULT	Specifies the default (Pattern A).

repeat

Specifies the repeat count.

Value	Description
0	Unlimited
1 to 255	1 to 255 times
Printer.PARAM_DEFAULT	Specifies the default (once).

cycle

Specifies the buzzer sound interval (in milliseconds).

Value	Description
1000 to 25500	1000 to 25500 milliseconds
Printer.PARAM_DEFAULT	Specifies the default (1000 milliseconds).

Effective for Patterns 1 to 10 only.

Exception

When the process fails, Epos2Exception with one of the following error status occurs.

Error status	Description
ERR_PARAM	An invalid parameter was passed.
ERR_MEMORY	Memory necessary for processing could not be allocated.
ERR_FAILURE	An unknown error occurred.

Supplementary explanation

- ❑ This API cannot be used in the page mode.
- ❑ The drawer and optional external buzzer cannot be connected simultaneously.
- ❑ This API cannot be used if the printer is not equipped with a buzzer.
- ❑ The timing to receive the callback of sendData API varies by printer.
 Mobile models: after the [sendData](#) API is executed.
 Other than Mobile models: after the buzzer sounding is finished.
- ❑ For built-in buzzer equipped models of the following printers, sounding the buzzer is possible using [addPulse](#).
 TM-T70 / TM-T70II / TM-T82II / TM-T82III / TM-T83II / TM-T88IV / TM-T88V / TM-T88VI / TM-T88VII / TM-T82II-i / TM-T83II-i / TM-T88VI-iHUB / TM-L90 / TM-L100

addFeedPosition

Adds a label sheet/black mark sheet feed command to the command buffer.

Syntax

```
public void addFeedPosition(int position) throws
Epos2Exception
```

Parameter

position

Specifies the paper feed position.

Value	Description
Printer.FEED_PEELING	Feed the sheet to the peeling position.
Printer.FEED_CUTTING	Feed the sheet to the cut position.
Printer.FEED_CURRENT_TOF	Feed the sheet to the top of the current label.
Printer.FEED_NEXT_TOF	Feed the sheet to the top of the next label.

Exception

When the process fails, Epos2Exception with one of the following error status occurs.

Error status	Description
ERR_PARAM	An invalid parameter was passed.
ERR_MEMORY	Memory necessary for processing could not be allocated.
ERR_FAILURE	An unknown error occurred.

Supplementary explanation

- ❑ The label sheet/black mark sheet can be controlled in the standard mode.
- ❑ This API cannot be used in the page mode.
- ❑ Use this API at the "beginning of a line." If this API is used elsewhere, it will be ignored.

addLayout

Adds layout setting of the label sheet/black mark sheet to the command buffer.

Syntax

```
public void addLayout(int type, int width, int height, int
marginTop, int marginBottom, int offsetCut, int offsetLabel)
throws Epos2Exception
```

Parameter

type

Specifies the paper type.

Value	Description
Printer.LAYOUT_RECEIPT	Receipt (without black mark)
Printer.LAYOUT_RECEIPT_BM	Receipt (with black mark)
Printer.LAYOUT_LABEL	Label sheet (without black mark)
Printer.LAYOUT_LABEL_BM	Label sheet (with black mark)

width

Specifies the paper width (in 0.1 mm units).

Value		Description
TM Printer Models	POS Terminal Model	
Integer from 1 to 10000	Integer from 290 to 600	Paper width (in 0.1 mm units)

height

Specifies the distance from the print reference mark to the next print reference mark (in 0.1mm units).

Sheet type	Value		Description
	TM Printer Models	POS Terminal Model	
Receipt (without black mark)	0	0	No distance specified (auto)
Receipt (with black mark)	0 to 10000	0 to 1550	Distance between the top edges of two consecutive black marks.
Label sheet (without black mark)			Distance between the top edges of two consecutive labels
Label sheet (with black mark)			Distance between the bottom edges of two consecutive black marks.

marginTop

Specifies the distance from the print reference mark to the top of the sheet (in 0.1mm units).

Sheet type	Value		Description
	TM Printer Models	POS Terminal Model	
Receipt (without black mark)	0	0	No distance specified (auto)
Receipt (with black mark)	-9999 to 10000	-150 to 1500	Distance from the top edge of the black mark to the top of the sheet
Label sheet (without black mark)	0 to 10000	0 to 1500	Distance from the top edge of the label to the top of the sheet
Label sheet (with black mark)	-9999 to 10000	-15 to 1500	Distance from the bottom edge of the black mark to the top of the sheet

marginBottom

Specifies the distance from the eject reference mark to the bottom edge of the printable area (in 0.1mm units).

Sheet type	Value		Description
	TM Printer Models	POS Terminal Model	
Receipt (without black mark)	0	0	No distance specified (auto)
Receipt (with black mark)	0	0	No distance specified (auto)
Label sheet (without black mark)	-9999 to 0	-15 to 0	Distance from the bottom edge of the label (A positive value represents the paper feed direction.)
Label sheet (with black mark)	-9999 to 10000	-15 to 15	Distance from the top of the black mark (A positive value represents the paper feed direction.)

offsetCut

Specifies the distance from the eject reference mark to the cut position (in 0.1mm units).

Sheet type	Value		Description
	TM Printer Models	POS Terminal Model	
Receipt (without black mark)	0	0	No distance specified (auto)
Receipt (with black mark)	-9999 to 10000	-290 to 50	Distance from the top edge of the black mark to the cut position
Label sheet (without black mark)	0 to 10000	0 to 50	Distance from the bottom edge of the label to the cut position
Label sheet (with black mark)	0 to 10000	0 to 50	Distance from the top edge of the black mark to the cut position

offsetLabel

Specifies the distance from the eject reference mark to the bottom edge of the label (in 0.1mm units).

Sheet type	Value		Description
	TM Printer Models	POS Terminal Model	
Receipt (without black mark)	0	0	No distance specified (auto)
Receipt (with black mark)	0	0	No distance specified (auto)
Label sheet (without black mark)	0	0	No distance specified (auto)
Label sheet (with black mark)	0 to 10000	0 to 15	Distance from the top edge of the black mark to the bottom edge of a label

Exception

When the process fails, Epos2Exception with one of the following error status occurs.


Error status	Description
ERR_PARAM	An invalid parameter was passed.
ERR_MEMORY	Memory necessary for processing could not be allocated.
ERR_FAILURE	An unknown error occurred.

Supplementary explanation

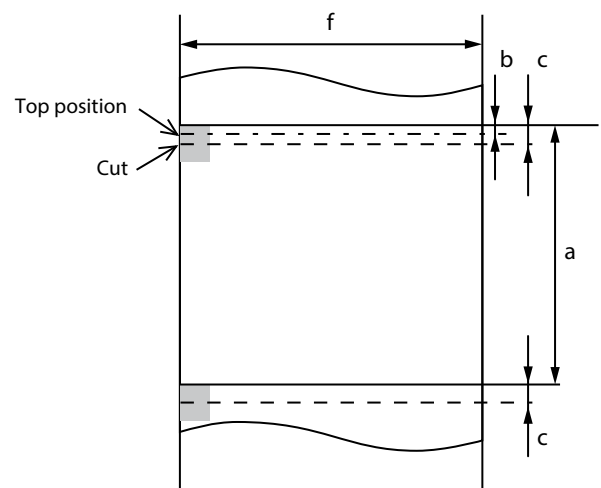
- ❑ This API does not work in the page mode.
- ❑ Use this API at the "beginning of a line." If this API is used elsewhere, it will be ignored.
- ❑ Available setting values vary by TM printer model. For more details, see the FS (L<Function 33> command.
https://support.epson.net/publist/reference_en/
- ❑ The available parameter values for each type of paper are listed below.
 The following table shows available values for TM printer models, and shows those for POS terminal models in parentheses.

Parameter	Receipt (without black mark)	Label sheet (without black mark)	Label sheet (with black mark)	Receipt (with black mark)	Symbol in dia- gram
width	1 to 10000 (290 to 600)				f
height	0 (0)	0 to 10000 (0 to 1550)			a
marginTop	0 (0)	0 to 10000 (0 to 1500)	-9999 to 10000 (-15 to 1500)	-9999 to 10000 (-150 to 1500)	b
marginBottom	0 (0)	-9999 to 0 (-15 to 0)	-9999 to 10000 (-15 to 15)	0 (0)	e
offsetCut	0 (0)	0 to 10000 (0 to 50)		-9999 to 10000 (-290 to 50)	c
offsetLabel	0 (0)			0 to 10000 (0 to 15)	d

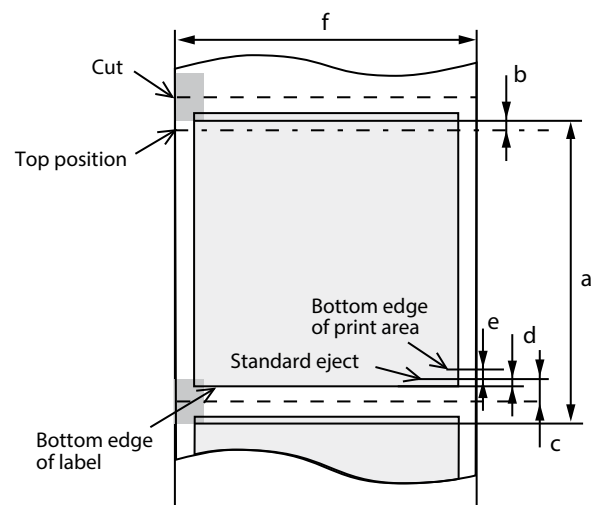
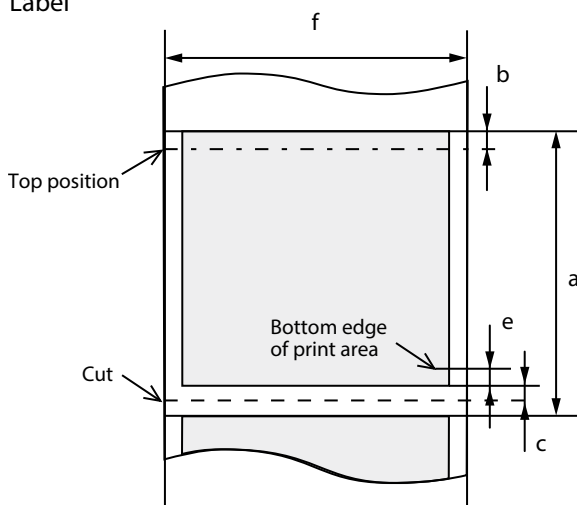
Receipt



<with Black Mark>



Label



addCommand

Adds a command to the command buffer.

Sends the ESC/POS command.

Syntax

```
public void addCommand(byte[] data) throws Epos2Exception
```

Parameter

data

Specifies the ESC/POS command.

Specifies the binary data.

Exception

When the process fails, Epos2Exception with one of the following error status occurs.

Error status	Description
ERR_PARAM	An invalid parameter was passed.
ERR_MEMORY	Memory necessary for processing could not be allocated.
ERR_FAILURE	An unknown error occurred.

Supplementary explanation

- ❑ Refer to the following URL for details of the ESC/POS command.

https://support.epson.net/publist/reference_en/

- ❑ Epson ePOS SDK does not check the commands sent using this API.

If the commands interfere with Epson ePOS SDK operations, other APIs may work wrongly or status values may become invalid.

This API should be used with a full understanding of ESC/POS commands and the receipt printer specifications.

getMaintenanceCounter

Acquires the value of the printer's maintenance counter.

The value acquired by this API is notified to the listener method specified in the listener parameter.

Syntax

```
public void getMaintenanceCounter(int timeout, int type,
MaintenanceCounterListener listener) throws Epos2Exception
```

Parameter

timeout

Specifies the timeout period before completion of printing in milliseconds.

Value	Description
Integer from 5000 to 600000	Timeout period (in milliseconds)
Printer.PARAM_DEFAULT	Specifies the default value (10000).

type

Specifies the type of maintenance counter to be acquired.

Value	Description
Printer.MaintenanceCounter.PaperFeed	Number of paper feed lines
Printer.MaintenanceCounter.AutoCutter	Number of times auto cutter is operated

listener

Registers the listener method that returns the processing result of this API.

- (void) onGetMaintenanceCounter(int code, int type, int value);

code

The processing result is stored.

Error status	Description
CODE_SUCCESS	Processed successfully.
CODE_ERR_AUTORECOVER	Automatic recovery error occurred.
CODE_ERR_COVER_OPEN	Cover open error occurred.
CODE_ERR_CUTTER	Auto cutter error occurred.
CODE_ERR_MECHANICAL	Mechanical error occurred.
CODE_ERR_EMPTY	No paper is left in the roll paper end detector.
CODE_ERR_PARAM	An invalid parameter was passed.

Error status	Description
CODE_ERR_MEMORY	Memory necessary for processing could not be allocated.
CODE_ERR_TIMEOUT	Failed to communicate with the devices within the specified time.
CODE_ERR_PROCESSING	Could not run the process.
CODE_ERR_ILLEGAL	This API was called while no communication had been started.
CODE_ERR_FAILURE	An unknown error occurred.

Exception

When the process fails, Epos2Exception with one of the following error status occurs.

Error status	Description
ERR_PARAM	An invalid parameter was passed.
ERR_FAILURE	An unknown error occurred.

Supplementary explanation

- ❑ This API cannot be used simultaneously with other APIs.
After executing this API, do not execute any other API until the callback is returned.
- ❑ Do not turn off the power supply to the printer while executing this API.
- ❑ This API can be used in the system configuration of the TM printer model and customer display model.
With the system configuration of the TM Printer + DM-D + barcode scanner model, this API can be used when connecting via Bluetooth or USB.
- ❑ This API cannot be used with SSL/TLS communication.

resetMaintenanceCounter

Resets the value of the printer's maintenance counter.

The value acquired by this API is notified to the listener method specified in the listener parameter.

Syntax

```
public void resetMaintenanceCounter(int timeout, int type,
MaintenanceCounterListener listener) throws Epos2Exception
```

Parameter

timeout

Specifies the timeout period before completion of printing in milliseconds.

Value	Description
Integer from 5000 to 600000	Timeout period (in milliseconds)
Printer.PARAM_DEFAULT	Specifies the default value (10000).

type

Specifies the type of maintenance counter to be reset.

Value	Description
Printer.MaintenanceCounter.PaperFeed	Number of paper feed lines
Printer.MaintenanceCounter.AutoCutter	Number of times auto cutter is operated

listener

Registers the listener method that returns the processing result of this API.

- (void) onResetMaintenanceCounter(int code, int type);

❑ code

The processing result is stored.

Error status	Description
CODE_SUCCESS	Processed successfully.
CODE_ERR_AUTORECOVER	Automatic recovery error occurred.
CODE_ERR_COVER_OPEN	Cover open error occurred.
CODE_ERR_CUTTER	Auto cutter error occurred.
CODE_ERR_MECHANICAL	Mechanical error occurred.
CODE_ERR_EMPTY	No paper is left in the roll paper end detector.
CODE_ERR_PARAM	An invalid parameter was passed.
CODE_ERR_MEMORY	Memory necessary for processing could not be allocated.

Error status	Description
CODE_ERR_TIMEOUT	Failed to communicate with the devices within the specified time.
CODE_ERR_PROCESSING	Could not run the process.
CODE_ERR_ILLEGAL	This API was called while no communication had been started.
CODE_ERR_FAILURE	An unknown error occurred.

❑ type

The type of maintenance counter reset is stored.

Exception

When the process fails, Epos2Exception with one of the following error status occurs.

Error status	Description
ERR_PARAM	An invalid parameter was passed.
ERR_FAILURE	An unknown error occurred.

Supplementary explanation

- ❑ This API cannot be used simultaneously with other APIs.
After executing this API, do not execute any other API until the callback is returned.
- ❑ Do not turn off the power supply to the printer while executing this API.
- ❑ Do not execute this API more than 10 times per day. If executed more than this number of times, the printer may become unable to operate.
- ❑ This API can be used in the system configuration of the TM printer model and customer display model.
With the system configuration of the TM Printer + DM-D + barcode scanner model, this API can be used when connecting via Bluetooth or USB.
- ❑ This API cannot be used with SSL/TLS communication.

getPrinterSetting

Acquires the set value of the printer setting.

The value acquired by this API is notified to the listener method specified in the listener parameter.

Syntax

```
public void getPrinterSetting(int timeout, int type,
    PrinterSettingListener listener) throws Epos2Exception
```

Parameter

timeout

Specifies the timeout period before completion of printing in milliseconds.

Value	Description
Integer from 5000 to 600000	Timeout period (in milliseconds)
Printer.PARAM_DEFAULT	Specifies the default value (10000).

type

Specifies the printer setting item to be acquired.

Value	Description
Printer.Setting.PaperWidth	Paper width
Printer.Setting.PrintDensity	Print density
Printer.Setting.PrintSpeed	Print speed

listener

Registers the listener method that returns the processing result of this API.

- (void) onGetPrinterSetting(int code, int type, int value);

code

The processing result is stored.

Error status	Description
CODE_SUCCESS	Processed successfully.
CODE_ERR_AUTORECOVER	Automatic recovery error occurred.
CODE_ERR_COVER_OPEN	Cover open error occurred.
CODE_ERR_CUTTER	Auto cutter error occurred.
CODE_ERR_MECHANICAL	Mechanical error occurred.
CODE_ERR_EMPTY	No paper is left in the roll paper end detector.
CODE_ERR_PARAM	An invalid parameter was passed.

Error status	Description
CODE_ERR_MEMORY	Memory necessary for processing could not be allocated.
CODE_ERR_TIMEOUT	Failed to communicate with the devices within the specified time.
CODE_ERR_PROCESSING	Could not run the process.
CODE_ERR_ILLEGAL	This API was called while no communication had been started.
CODE_ERR_FAILURE	An unknown error occurred.

❑ type

The acquired printer setting item is stored.

Value	Description
Printer.Setting.PaperWidth	Paper width
Printer.Setting.PrintDensity	Print density
Printer.Setting.PrintSpeed	Print speed

❑ value

The acquired set value of the printer setting is stored.

Value	Description
Printer.Setting.PaperWidth58_0	Paper width 58 mm
Printer.Setting.PaperWidth60_0	Paper width 60 mm
Printer.Setting.PaperWidth70_0	Paper width 70 mm
Printer.Setting.PaperWidth76_0	Paper width 76 mm
Printer.Setting.PaperWidth80_0	Paper width 80 mm
Printer.Setting.PrintDensityDIP	Print density DIP switch setting
Printer.Setting.PrintDensity70	Print density 70%
Printer.Setting.PrintDensity75	Print density 75%
Printer.Setting.PrintDensity80	Print density 80%
Printer.Setting.PrintDensity85	Print density 85%
Printer.Setting.PrintDensity90	Print density 90%
Printer.Setting.PrintDensity95	Print density 95%
Printer.Setting.PrintDensity100	Print density 100%
Printer.Setting.PrintDensity105	Print density 105%
Printer.Setting.PrintDensity110	Print density 110%
Printer.Setting.PrintDensity115	Print density 115%

Value	Description
Printer.Setting.PrintDensity120	Print density 120%
Printer.Setting.PrintDensity125	Print density 125%
Printer.Setting.PrintDensity130	Print density 130%
Printer.Setting.PrintSpeed1	Print speed level 1
Printer.Setting.PrintSpeed2	Print speed level 2
Printer.Setting.PrintSpeed3	Print speed level 3
Printer.Setting.PrintSpeed4	Print speed level 4
Printer.Setting.PrintSpeed5	Print speed level 5
Printer.Setting.PrintSpeed6	Print speed level 6
Printer.Setting.PrintSpeed7	Print speed level 7
Printer.Setting.PrintSpeed8	Print speed level 8
Printer.Setting.PrintSpeed9	Print speed level 9
Printer.Setting.PrintSpeed10	Print speed level 10
Printer.Setting.PrintSpeed11	Print speed level 11
Printer.Setting.PrintSpeed12	Print speed level 12
Printer.Setting.PrintSpeed13	Print speed level 13
Printer.Setting.PrintSpeed14	Print speed level 14
Printer.Setting.PrintSpeed15	Print speed level 15
Printer.Setting.PrintSpeed16	Print speed level 16
Printer.Setting.PrintSpeed17	Print speed level 17

Exception

When the process fails, Epos2Exception with one of the following error status occurs.

Error status	Description
ERR_PARAM	An invalid parameter was passed.
ERR_FAILURE	An unknown error occurred.

Supplementary explanation

- ❑ This API is not executed on the main thread. Execute it on the sub-thread.
- ❑ This API cannot be used simultaneously with other APIs.
After executing this API, do not execute any other API until the callback is returned.
- ❑ Do not turn off the power supply to the printer while executing this API.

- ❑ This API can be used in the system configuration of the TM printer model and customer display model. With the system configuration of the TM Printer + DM-D + barcode scanner model, this API can be used when connecting via Bluetooth or USB.
- ❑ This API cannot be used with SSL/TLS communication.

setPrinterSetting

Changes the set value of the printer setting.

The value acquired by this API is notified to the listener method specified in the listener parameter.

Syntax

```
public void setPrinterSetting(int timeout,
    java.util.Map<java.lang.Integer, java.lang.Integer> list,
    PrinterSettingListener listener) throws Epos2Exception
```

Parameter

timeout

Specifies the timeout period before completion of printing in milliseconds.

Value	Description
Integer from 5000 to 600000	Timeout period (in milliseconds)
Printer.PARAM_DEFAULT	Specifies the default value (10000).

list

Specifies the list combining the changed printer setting item (type) and the set value (value).

type

Specifies the printer setting item to be changed.

Value	Description
Printer.Setting.PaperWidth	Paper width
Printer.Setting.PrintDensity	Print density
Printer.Setting.PrintSpeed	Print speed

value

Specifies the set value of the printer setting to be changed.

Value	Description
Printer.Setting.PaperWidth58_0	Paper width 58 mm
Printer.Setting.PaperWidth60_0	Paper width 60 mm
Printer.Setting.PaperWidth70_0	Paper width 70 mm
Printer.Setting.PaperWidth76_0	Paper width 76 mm
Printer.Setting.PaperWidth80_0	Paper width 80 mm
Printer.Setting.PrintDensityDIP	Print density DIP switch setting
Printer.Setting.PrintDensity70	Print density 70%
Printer.Setting.PrintDensity75	Print density 75%

Value	Description
Printer.Setting.PrintDensity80	Print density 80%
Printer.Setting.PrintDensity85	Print density 85%
Printer.Setting.PrintDensity90	Print density 90%
Printer.Setting.PrintDensity95	Print density 95%
Printer.Setting.PrintDensity100	Print density 100%
Printer.Setting.PrintDensity105	Print density 105%
Printer.Setting.PrintDensity110	Print density 110%
Printer.Setting.PrintDensity115	Print density 115%
Printer.Setting.PrintDensity120	Print density 120%
Printer.Setting.PrintDensity125	Print density 125%
Printer.Setting.PrintDensity130	Print density 130%
Printer.Setting.PrintSpeed1	Print speed level 1
Printer.Setting.PrintSpeed2	Print speed level 2
Printer.Setting.PrintSpeed3	Print speed level 3
Printer.Setting.PrintSpeed4	Print speed level 4
Printer.Setting.PrintSpeed5	Print speed level 5
Printer.Setting.PrintSpeed6	Print speed level 6
Printer.Setting.PrintSpeed7	Print speed level 7
Printer.Setting.PrintSpeed8	Print speed level 8
Printer.Setting.PrintSpeed9	Print speed level 9
Printer.Setting.PrintSpeed10	Print speed level 10
Printer.Setting.PrintSpeed11	Print speed level 11
Printer.Setting.PrintSpeed12	Print speed level 12
Printer.Setting.PrintSpeed13	Print speed level 13
Printer.Setting.PrintSpeed14	Print speed level 14
Printer.Setting.PrintSpeed15	Print speed level 15
Printer.Setting.PrintSpeed16	Print speed level 16
Printer.Setting.PrintSpeed17	Print speed level 17

listener

Registers the listener method that returns the processing result of this API.

- (void) onSetPrinterSetting(int code);

❑ code

The processing result is stored.

Error status	Description
CODE_SUCCESS	Processed successfully.
CODE_ERR_AUTORECOVER	Automatic recovery error occurred.
CODE_ERR_COVER_OPEN	Cover open error occurred.
CODE_ERR_CUTTER	Auto cutter error occurred.
CODE_ERR_MECHANICAL	Mechanical error occurred.
CODE_ERR_EMPTY	No paper is left in the roll paper end detector.
CODE_ERR_PARAM	An invalid parameter was passed.
CODE_ERR_MEMORY	Memory necessary for processing could not be allocated.
CODE_ERR_TIMEOUT	Failed to communicate with the devices within the specified time.
CODE_ERR_PROCESSING	Could not run the process.
CODE_ERR_ILLEGAL	This API was called while no communication had been started.
CODE_ERR_FAILURE	An unknown error occurred.

Exception

When the process fails, Epos2Exception with one of the following error status occurs.

Error status	Description
ERR_PARAM	An invalid parameter was passed.
ERR_FAILURE	An unknown error occurred.

Supplementary explanation

❑ This API cannot be used simultaneously with other APIs.

After executing this API, do not execute any other API until the callback is returned.

❑ Use this API at the "beginning of a line." If this API is used elsewhere, it will be ignored.

❑ Do not turn off the power supply to the printer while executing this API.

❑ If communication with the printer is disconnected during execution of this API, the printer may become unable to operate. In such a case, turn the power supply to the printer off and then on again.

❑ Communication with the printer disconnects as the printer automatically restarts during execution of this API. Reconnect as necessary.

In a network environment that uses DHCP, the IP address may change due to restart of the printer.

In such a case, search for the printer using [Discovery class](#) and reconnect.

When connected via USB, the USB device node may change due to restart of the printer.

If the identifier is omitted in the target parameter of [connect](#) ("USB:"), the connection status can be retained even if the device node changes.

- ❑ This API can be used in the system configuration of the TM printer model and customer display model.
With the system configuration of the TM Printer + DM-D + barcode scanner model, this API can be used when connecting via Bluetooth or USB.
- ❑ This API cannot be used with SSL/TLS communication.

getPrinterSettingEx

Acquires the set value of the printer setting in JSON format.

This API error status is the API processing result.

The processing result of the devices using this API is notified to the listener method set by the [setGetPrinterSettingExListener](#) API of the Printer class.

Syntax

```
public void getPrinterSettingEx(int timeout) throws
Epos2Exception
```

Parameter

timeout

Specifies the timeout period before completion of command transmission in milliseconds.

Value	Description
Integer from 5000 to 60000	Timeout period (in milliseconds)
Printer.PARAM_DEFAULT	Specifies the default value (30000).

Exception

When the process fails, Epos2Exception with one of the following error status occurs.

Error status	Description
ERR_PARAM	An invalid parameter was passed.
ERR_ILLEGAL	This API was called while no communication had been started.
ERR_MEMORY	Sufficient memory required for processing could not be allocated.
ERR_FAILURE	An unknown error occurred.
ERR_TYPE_INVALID	The device type is different.
ERR_PROCESSING	Could not run the process.

Supplementary explanation

- ❑ This API cannot be used simultaneously with other APIs.
After executing this API, do not execute any other API until the callback is returned.
- ❑ Do not turn off the power supply to the printer while executing this API.
- ❑ This API can be used in the system configuration of the TM printer model and customer display model.
With the system configuration of the TM printer + DM-D + barcode scanner model, this API can be used when connecting via Bluetooth and USB.
- ❑ This API cannot be used with SSL/TLS communication.
- ❑ If this API is executed in a non-supported printer, CODE_SUCCESS is stored in the [setGetPrinterSettingExListener](#) API code, and "" (blank character) is stored in jsonString.

setPrinterSettingEx

Changes the set value of the printer setting in JSON format.

For the JSON used in this API, use the printer information JSON acquired with the [getPrinterSettingEx](#) API.

Do not use the printer information JSON acquired from another model.

Before executing the API, you can execute the [verifyPassword](#) API to make sure this API uses the correct password.

Execute the [getPrinterSettingEx](#) API after executing this API, and check that the printer settings have been changed correctly.

This API error status is the API processing result.

The processing result of the devices using this API is notified to the listener method set by the [setSetPrinterSettingExListener](#) API of the Printer class.

Do not execute this API in continuation without checking the processing result with the callback method.

Syntax

```
public void setPrinterSettingEx(int timeout, java.lang.String
jsonString, java.lang.String administratorPassword) throws
Epos2Exception
```

Parameter

timeout

Specifies the timeout period before completion of command transmission in milliseconds.

Value	Description
Integer from 5000 to 60000	Timeout period (in milliseconds)
Printer.PARAM_DEFAULT	Specifies the default value (30000).

jsonString

Specifies the set value of the printer setting in JSON format.

Refer to JSON_Spec_sheet_revx.pdf included in the package for more information.

administratorPassword

Specify the administrator password set in the printer.

Refer to the printer's Technical Reference Guide for the initial administrator password.

If no administrator password is set for the printer, specify "null."

Exception

When the process fails, Epos2Exception with one of the following error status occurs.

Error status	Description
ERR_PARAM	An invalid parameter was passed.
ERR_ILLEGAL	This API was called while no communication had been started.

Error status	Description
ERR_MEMORY	Sufficient memory required for processing could not be allocated.
ERR_FAILURE	An unknown error occurred.
ERR_TYPE_INVALID	The device type is different.
ERR_PROCESSING	Could not run the process.

Supplementary explanation

- ❑ This API cannot be used simultaneously with other APIs.
After executing this API, do not execute any other API until the callback is returned.
- ❑ Do not turn off the power supply to the printer while executing this API.
- ❑ Immediately after starting the printer, do not execute this API until the LED is lit.
Execution takes time, and a timeout error may occur.
- ❑ If communication with the printer is disconnected during execution of this API, the printer may become unable to operate. In such a case, turn the power supply to the printer off and then on again.
- ❑ Communication with the printer disconnects as the printer automatically restarts during execution of this API. Reconnect as necessary.
In a network environment that uses DHCP, the IP address may change due to restart of the printer.
In such a case, search for the printer using [Discovery class](#) and reconnect.
When connected via USB, the USB device node may change due to restart of the printer.
If the identifier is omitted in the target parameter of [connect](#) ("USB:"), the connection status can be retained even if the device node changes.
- ❑ This API can be used in the system configuration of the TM printer model and customer display model.
With the system configuration of the TM printer + DM-D + barcode scanner model, this API can be used when connecting via Bluetooth and USB.
- ❑ This API cannot be used with SSL/TLS communication.
- ❑ When this API is used with the system configuration of a TM printer + DM-D + barcode scanner model Wi-Fi/Ethernet connection and POS terminal model, ERR_TYPE_INVALID is returned.
- ❑ It may take some time to change printer settings depending on the printer used or the connection method with the printer.
- ❑ If this API is executed in a non-supported printer, CODE_SUCCESS is stored in the [setSetPrinterSettingEx-Listener](#) API code, but printer settings will not be executed.

setPrinterSettingEx[Obsolete]

Changes the set value of the printer setting in JSON format.

For the JSON used in this API, use the printer information JSON acquired with the [getPrinterSettingEx](#) API.

Do not use the printer information JSON acquired from another model.

Execute the [getPrinterSettingEx](#) API after executing this API, and check that the printer settings have been changed correctly.

This API error status is the API processing result.

The processing result of the devices using this API is notified to the listener method set by the [setSetPrinterSettingExListener](#) API of the Printer class.

Do not execute this API in continuation without checking the processing result with the callback method.

Syntax

```
public void setPrinterSettingEx(int timeout, java.lang.String
jsonString) throws Epos2Exception
```

Parameter

timeout

Specifies the timeout period before completion of command transmission in milliseconds.

Value	Description
Integer from 5000 to 60000	Timeout period (in milliseconds)
Printer.PARAM_DEFAULT	Specifies the default value (30000).

jsonString

Specifies the set value of the printer setting in JSON format.

Refer to JSON_Spec_sheet_revx.pdf included in the package for more information.

Exception

When the process fails, Epos2Exception with one of the following error status occurs.

Error status	Description
ERR_PARAM	An invalid parameter was passed.
ERR_ILLEGAL	This API was called while no communication had been started.
ERR_MEMORY	Sufficient memory required for processing could not be allocated.
ERR_FAILURE	An unknown error occurred.
ERR_TYPE_INVALID	The device type is different.
ERR_PROCESSING	Could not run the process.

Supplementary explanation

- ❑ This API cannot be used simultaneously with other APIs.
After executing this API, do not execute any other API until the callback is returned.
- ❑ Do not turn off the power supply to the printer while executing this API.
- ❑ Immediately after starting the printer, do not execute this API until the LED is lit.
Execution takes time, and a timeout error may occur.
- ❑ If communication with the printer is disconnected during execution of this API, the printer may become unable to operate. In such a case, turn the power supply to the printer off and then on again.
- ❑ Communication with the printer disconnects as the printer automatically restarts during execution of this API. Reconnect as necessary.
In a network environment that uses DHCP, the IP address may change due to restart of the printer.
In such a case, search for the printer using [Discovery class](#) and reconnect.
When connected via USB, the USB device node may change due to restart of the printer.
If the identifier is omitted in the target parameter of [connect](#) ("USB:"), the connection status can be retained even if the device node changes.
- ❑ This API can be used in the system configuration of the TM printer model and customer display model.
With the system configuration of the TM printer + DM-D + barcode scanner model, this API can be used when connecting via Bluetooth and USB.
- ❑ This API cannot be used with SSL/TLS communication.
- ❑ When this API is used with the system configuration of a TM printer + DM-D + barcode scanner model Wi-Fi/Ethernet connection and POS terminal model, `ERR_TYPE_INVALID` is returned.
- ❑ It may take some time to change printer settings depending on the printer used or the connection method with the printer.
- ❑ If this API is executed in a non-supported printer, `CODE_SUCCESS` is stored in the [setSetPrinterSettingEx-Listener](#) API code, but printer settings will not be executed.
- ❑ This API is a deprecated API that is supported in certain products. It is not supported in new future products.
The use of [setPrinterSettingEx](#) is recommended.

verifyPassword

Compare the character string specified in this API with the administrator password set in the printer. Check to see if the specified character string and administrator password match.

This API error status is the API processing result.

The processing result of the devices using this API is notified to the listener method set by the [setVerifyPasswordListener](#) API of the Printer class.

Do not execute this API in continuation without checking the processing result with the callback method.

Syntax

```
public void verifyPassword(int timeout, java.lang.String
administratorPassword) throws Epos2Exception
```

Parameter

timeout

Specifies the timeout period before completion of command transmission in milliseconds.

Value	Description
Integer from 5000 to 60000	Timeout period (in milliseconds)
Printer.PARAM_DEFAULT	Specifies the default value (30000).

administratorPassword

Specify the character string to compare with the administrator password set in the printer.

Specify the character string (administrator password) you wish to check.

Exception

When the process fails, Epos2Exception with one of the following error status occurs.

Error status	Description
ERR_PARAM	An invalid parameter was passed.
ERR_ILLEGAL	This API was called while no communication had been started.
ERR_MEMORY	Sufficient memory required for processing could not be allocated.
ERR_FAILURE	An unknown error occurred.
ERR_TYPE_INVALID	The device type is different.
ERR_UNSUPPORTED	Used in an unsupported printer.
ERR_PROCESSING	Could not run the process.

Supplementary explanation

❑ This API cannot be used simultaneously with other APIs.

After executing this API, do not execute any other API until the callback is returned.

- ❑ This API can be used in the system configuration of the TM printer model and customer display model.
With the system configuration of the TM printer + DM-D + barcode scanner model, this API can be used when connecting via Bluetooth and USB.
- ❑ This API cannot be used with SSL/TLS communication.

getPrinterInformation

Acquires the printer serial number and the missing dot information of the thermal head.

The value acquired by this API is notified to the listener method specified in the listener parameter.

Syntax

```
public void getPrinterInformation(int timeout,
    PrinterInformationListener listener) throws Epos2Exception
```

Parameter

timeout

Specifies the timeout period before completion of command transmission in milliseconds.

Value	Description
Integer from 5000 to 60000	Timeout period (in milliseconds)
Printer.PARAM_DEFAULT	Specifies the default value (10000).

listener

Registers the listener method that returns the processing result of this API.

- (void) onGetPrinterInformation(int code, String jsonString);

❑ code

The processing result is stored.

Error status	Description
CODE_SUCCESS	Successful
CODE_ERR_PARAM	An invalid parameter was passed.
CODE_ERR_MEMORY	Sufficient memory required for processing could not be allocated.
CODE_ERR_TIMEOUT	Failed to communicate with the devices within the specified time.
CODE_ERR_PROCESSING	Could not run the process.
CODE_ERR_ILLEGAL	This API was called while no communication had been started.
CODE_ERR_DEVICE_BUSY	Could not run the process because the printer is operating.
CODE_ERR_FAILURE	An unknown error occurred.

❑ jsonString

The acquired printer information is stored in the JSON format.

Exception

When the process fails, Epos2Exception with one of the following error status occurs.

Error status	Description
ERR_PARAM	An invalid parameter was passed.
ERR_FAILURE	An unknown error occurred.
ERR_ILLEGAL	This API was called while no communication had been started.

jsonString

Example of acquisition execution result

```
{
  "PrinterSpec": {
    "Product": {
      "SerialNo": "ABC1234567"
    }
  },
  "Maintenance": {
    "ThermalHead": {
      "NumberOfWarningDot": "0",
      "PositionOfWarningDot": "",
      "NumberOfBrokenDot": "0",
      "PositionOfBrokenDot": ""
    }
  }
}
```

SerialNo

Value	Description
String	Printer serial number

NumberOfWarningDot

The number of dots exceeding the Warning threshold value of the thermal head is stored.

Value	Description
-1	Failed to detect missing dots.
0	No dots exceeding the Warning threshold value.
Integer from 1 to 512	Number of dots exceeding the Warning threshold value.

PositionOfWarningDot

If there are dots exceeding the Warning threshold value of the thermal head, a 128-byte hexadecimal string is stored.

In this hexadecimal string, the position of the left-end dots on the print surface is treated as the most significant bit, and the position of the dots exceeding the Warning threshold value is treated as bit 1.

Value	Description
"" (Blank character)	Failed to detect missing dots. Alternatively, there are no dots exceeding the Warning threshold value.
Hexadecimal string	Most significant bit: Position of the left-end dots on the print surface bit 1: Position of the dots exceeding the Warning threshold value.

NumberOfBrokenDot

The number of dots exceeding the Fault threshold value of the thermal head is stored.

Value	Description
-1	Failed to detect missing dots.
0	No dots exceeding the Fault threshold value.
Integer from 1 to 512	Number of dots exceeding the Fault threshold value.

PositionOfBrokenDot

If there are dots exceeding the Fault threshold value of the thermal head, a 128-byte hexadecimal string is stored.

In this hexadecimal string, the position of the left-end dots on the print surface is treated as the most significant bit, and the position of the dots exceeding the Fault threshold value is treated as bit 1.

Value	Description
"" (Blank character)	Failed to detect missing dots. Alternatively, there are no dots exceeding the Fault threshold value.
Hexadecimal string	Most significant bit: Position of the left-end dots on the print surface bit 1: Position of the dots exceeding the Fault threshold value.

Supplementary explanation

- ❑ This API cannot be used simultaneously with other APIs.
After executing this API, do not execute any other API until the callback is returned.
- ❑ This API can be used in the system configuration of the TM printer model and customer display model.
With the system configuration of the TM printer + DM-D + barcode scanner model, this API can be used when connecting via Bluetooth and USB.

- ❑ This API cannot be used with SSL/TLS communication.
- ❑ When this API is used with the system configuration of a POS terminal model and TM printer + DM-D + barcode scanner model (Wi-Fi/Ethernet connection), Epos2Exception including ERR_FAILURE occurs.
- ❑ If this API is executed in a non-supported printer, "" (Blank character) is stored in jsonString.
- ❑ It may take some time to acquire printer information depending on the printer used or the connection method with the printer.

downloadFirmwareList

Acquires a list of firmware from the server.

The firmware list acquired by this API is notified to the listener method specified in the listener parameter.

Syntax

<alternative>

```
public void downloadFirmwareList(java.lang.String
printerModel, java.lang.String option
FirmwareUpdateListener listener) throws Epos2Exception
```

<obsolete>

```
public void downloadFirmwareList(java.lang.String
printerModel, FirmwareUpdateListener listener) throws
Epos2Exception
```

Parameter

printerModel

Specifies the model name of the target printer.

Value	Description
TM-m10	TM-m10
TM-m30	TM-m30
TM-m30II	TM-m30II
TM-m30II-H	TM-m30II-H
TM-m30II-NT	TM-m30II-NT
TM-m30II-S	TM-m30II-S
TM-m30III	TM-m30III
TM-m30III-H	TM-m30III-H
TM-T88VI	TM-T88VI
TM-T88VI-iHUB	TM-T88VI-iHUB
TM-P20II-WIFI	TM-P20II
TM-P80II-WIFI	TM-P80II

option

Specifies the version of the target firmware.

Value	Description
-A	Ver.*.*A ESC/POS
-B	Ver.*.*B ESC/POS

Ver.*:A ESC/POS:For OT-WL02/WL06 users

Ver.*:B ESC/POS:For OT-WL05/WL06 users

Check the firmware release information for the detailed functions of each firmware version.

If you don't use a wireless LAN unit, you can choose either A or B.

listener

Registers the listener method that returns the processing result of this API.

- (void) onDownloadFirmwareList(int code, FirmwareInfo[] firmwareList);

☐ code

The processing result is stored.

Error status	Description
CODE_SUCCESS	Processed successfully.
CODE_ERR_CONNECT	Communication with the server failed.

☐ firmwareList

A list of downloadable firmware is stored in Epos2FirmwareInfo in Array format.

Exception

When the process fails, Epos2Exception with one of the following error value occurs.

Error status	Description
ERR_PARAM	An invalid parameter was passed.
ERR_CONNECT	Communication with the server failed.
ERR_FAILURE	An unknown error occurred.

Supplementary explanation

- ☐ This API can be used in an environment where it can connect to both the Internet and a printer.
- ☐ This API cannot be used simultaneously with other APIs.
After executing this API, do not execute any other API until the callback is returned.
- ☐ Do not turn off the power supply to the printer while executing this API.
- ☐ This API can be used in the system configuration of the TM printer model and customer display model.
With the system configuration of the TM Printer + DM-D + barcode scanner model, this API can be used when connecting via Bluetooth or USB.
- ☐ This API cannot be used with SSL/TLS communication.
- ☐ If no firmware image exists on the server, the firmware list cannot be acquired.

getPrinterFirmwareInfo

Acquires the firmware information for the connected printer.

The firmware information acquired by this API is notified to the listener method specified in the listener parameter.

Syntax

```
public void getPrinterFirmwareInfo(int timeout,
    FirmwareUpdateListener listener) throws Epos2Exception
```

Parameter

timeout

Specifies the timeout period before acquisition of firmware information is complete in milliseconds.

Value	Description
Integer from 15000 to 60000	Timeout period (in milliseconds)
EPOS2_PARAM_DEFAULT	Specifies the default value (30000).

listener

Registers the listener method that returns the processing result of this API.

- (void) onReceiveFirmwareInformation(FirmwareInfo firmwareInfo);

❑ firmwareInfo

The firmware information for the connected printer is stored.

Exception

When the process fails, Epos2Exception with one of the following error value occurs.

Error status	Description
ERR_PARAM	An invalid parameter was passed.
ERR_MEMORY	Memory necessary for processing could not be allocated.
ERR_TIMEOUT	Processing did not complete within the specified time period.
ERR_FAILURE	An unknown error occurred.
ERR_PROCESSING	Could not run the process.
ERR_ILLEGAL	This API was called while no communication had been started.

Supplementary explanation

- ❑ This API can be used in an environment where it can connect to both the Internet and a printer.
- ❑ This API cannot be used simultaneously with other APIs.
After executing this API, do not execute any other API until the callback is returned.
- ❑ Do not turn off the power supply to the printer while executing this API.
- ❑ This API can be used in the system configuration of the TM printer model and customer display model.
With the system configuration of the TM Printer + DM-D + barcode scanner model, this API can be used when connecting via Bluetooth or USB.
- ❑ This API cannot be used with SSL/TLS communication.
- ❑ Connect to only Printer class when executing this API.

verifyUpdate

Compares the firmware of the connected printer with the firmware image specified by [updateFirmware](#).

Execute this API after executing [updateFirmware](#), and confirm that the printer firmware has been overwritten by the firmware image specified in [updateFirmware](#).

The processing result of this API is notified to the listener method specified in the listener parameter.

Syntax

```
public void verifyUpdate(FirmwareInfo targetFirmwareInfo,
    FirmwareUpdateListener listener) throws Epos2Exception
```

Parameter

targetFirmwareInfo

Specifies the firmware image version that you want to apply to the printer from the list acquired by [downloadFirmwareList](#).

Specifies the same firmware image as the one specified by the targetFirmwareInfo parameter of [updateFirmware](#).

listener

Registers the listener method that returns the processing result of this API.

- (void) onUpdateVerify:(int)code;

❏ code

The processing result is stored.

Error status	Description
CODE_SUCCESS	Processed successfully.
CODE_ERR_DIFFERENT_MODEL	The compatible model of the firmware image specified in targetFirmwareInfo differs from the model name of the connected printer.
CODE_ERR_DIFFERENT_VERSION	The version of the firmware image specified in targetFirmwareInfo differs from the firmware version of the connected printer.
CODE_ERR_PARAM	An invalid parameter was passed.
CODE_ERR_MEMORY	Memory necessary for processing could not be allocated.
CODE_ERR_TIMEOUT	Processing did not complete within the specified time period.
CODE_ERR_DATA_CORRUPTED	The firmware image is corrupt.
CODE_ERR_PROCESSING	Could not run the process.
CODE_ERR_ILLEGAL	This API was called while no communication had been started.

Error status	Description
CODE_ERR_FAILURE	An unknown error occurred.

Exception

When the process fails, Epos2Exception with one of the following error value occurs.

Error status	Description
ERR_PARAM	An invalid parameter was passed. This API was called before updateFirmware was executed.
ERR_FAILURE	An unknown error occurred.

Supplementary explanation

- ❑ This API can be used in an environment where it can connect to both the Internet and a printer.
- ❑ This API cannot be used simultaneously with other APIs.
After executing this API, do not execute any other API until the callback is returned.
- ❑ Do not turn off the power supply to the printer while executing this API.
- ❑ This API can be used in the system configuration of the TM printer model and customer display model.
With the system configuration of the TM Printer + DM-D + barcode scanner model, this API can be used when connecting via Bluetooth or USB.
- ❑ This API cannot be used with SSL/TLS communication.
- ❑ Connect to only Printer class when executing this API.

updateFirmware

Downloads the firmware image from the server and instructs the printer to overwrite the firmware image.

Execute [verifyUpdate](#) after executing this API, and confirm that the printer firmware has been overwritten by the firmware image.

The return value from this API is the result of instructing writing of the firmware image to the printer. It is not the execution result of the overall firmware update.

The progress and processing result of this API is notified to the listener method specified in the listener parameter.

Syntax

```
public void updateFirmware(FirmwareInfo
    targetFirmwareInfo, FirmwareUpdateListener listener,
    android.content.Context context) throws Epos2Exception
```

Parameter

targetFirmwareInfo

Specifies the firmware image version that you want to apply to the printer from the list acquired by [downloadFirmwareList](#).

listener

Registers the listener method that returns the progress and execution result of this API.

- Acquires the progress status
 - (void) onFirmwareUpdateProgress(String task, float progress);

task

The name of the executed process is stored.

Name	Description
Prepare	Under preparation
Download Firmware	Downloading the firmware image from the server
Sending firmware image	Sending the downloaded firmware image to the printer

progress

A value between 0.0 and 1.0 is stored according to the progress status of the executed process.

- Acquires the execution result
 - (void) onUpdateFirmware(int code, int maxWaitTime);

❑ code

The processing result is stored.

Error status	Description
CODE_SUCCESS	Processed successfully.
CODE_ERR_DIFFERENT_MODEL	The compatible model of the firmware image specified in targetFirmwareInfo differs from the model name of the connected printer.
CODE_ERR_PARAM	An invalid parameter was passed.
CODE_ERR_MEMORY	Necessary memory could not be allocated.
CODE_ERR_CONNECT	No communication with the printer or server.
CODE_ERR_TIMEOUT	Processing did not complete within the specified time period.
CODE_ERR_IO	Could not access the firmware image downloaded from the server.
CODE_ERR_DATA_CORRUPTED	The firmware image is corrupt.
CODE_ERR_PROCESSING	Could not run the process.
CODE_ERR_ILLEGAL	This API was called while no communication had been started.
CODE_ERR_FAILURE	An unknown error occurred.

❑ maxWaitTime

The maximum wait time to complete writing of the firmware image is stored.

Exception

When the process fails, Epos2Exception with one of the following error value occurs.

Error status	Description
ERR_PARAM	An invalid parameter was passed.
ERR_FAILURE	An unknown error occurred.

Supplementary explanation

- ❑ This API can be used in an environment where it can connect to both the Internet and a printer.
- ❑ This API cannot be used simultaneously with other APIs.
After executing this API, do not execute any other API until the callback is returned.
- ❑ Do not turn off the power supply to the printer while executing this API.
- ❑ Immediately after starting the printer, do not execute this API until the LED is lit.
Execution takes time, and a timeout error may occur.

- ❑ Communication with the printer disconnects as the printer automatically restarts during execution of this API. Reconnect as necessary.
In a network environment that uses DHCP, the IP address may change due to restart of the printer.
In such a case, search for the printer using [Discovery class](#) and reconnect.
When connected via USB, the USB device node may change due to restart of the printer.
In such a case, search for the printer using [Discovery class](#) and reconnect.
- ❑ This API can be used in the system configuration of the TM printer model and customer display model.
With the system configuration of the TM Printer + DM-D + barcode scanner model, this API can be used when connecting via Bluetooth or USB.
- ❑ This API cannot be used with SSL/TLS communication.
- ❑ Connect to only Printer class when executing this API.
- ❑ When updating the firmware by executing this API, note the following points:
 - The time required to update depends on the interface.
 - About 15 minutes for a network connection
 - About 85 minutes for a Bluetooth connection
 - You cannot stop the update once it has started.
 - Check that the smart device is charged sufficiently.
 - Check that no errors have occurred in the printer.
 - Check that the printer's communication status is in good condition.
 - Do not operate the smart device while updating the firmware.
 - Do not disconnect the connection cable and power cable while updating the firmware.
 - Do not sleep the smart device while updating the firmware.

forceRecover

Forcibly sends the error recovery command from a recoverable error status (example: auto cutter error).

For details on recoverable errors, refer to the Technical Reference Guide of each printer.

The error status of this API is the result of sending data to the devices.

The processing result of the devices using this API is notified to the listener method set by the [setReceiveEventListener](#) API of the Printer class.

Syntax

```
public void forceRecover(int timeout) throws Epos2Exception
```

Parameter

timeout

Specifies the timeout period before completion of command transmission in milliseconds.

Value	Description
0 to 600000	Timeout period (in milliseconds)
Printer.PARAM_DEFAULT	Specifies the default value (10000).

Exception

When the process fails, Epos2Exception with one of the following error status occurs.

Error status	Description
ERR_MEMORY	Necessary memory could not be allocated.
ERR_FAILURE	An unknown error occurred.
ERR_PROCESSING	Could not run the process.
ERR_ILLEGAL	This API was called while no communication had been started.

Supplementary explanation

- ❑ After recovering from a recoverable error, the buffer of the printer is reset.
- ❑ For TM-H6000V, the “Command execution during offline” setting must be enabled.
Refer to TM-H6000V Utility User’s Manual for more information.
- ❑ Available during ePOS-Device XML control.

forcePulse

Forcibly sends the drawer kick command.

The error status of this API is the result of sending data to the devices.

The processing result of the devices using this API is notified to the listener method set by the [setReceiveEventListener](#) API of the Printer class.

Syntax

```
public void forcePulse(int drawer, int pulseTime, int timeout)
throws Epos2Exception
```

Parameter

drawer

Specifies the drawer kick connector.

Value	Description
Printer.DRAWER_2PIN	Drawer kick connector pin No.2
Printer.DRAWER_5PIN	Drawer kick connector pin No.5
Printer.PARAM_DEFAULT	Specifies the default (drawer kick connector pin No.2).

time

Specifies the on time of the drawer kick signal.

Value	Description
Printer.PULSE_100	100-msec signal
Printer.PULSE_200	200-msec signal
Printer.PULSE_300	300-msec signal
Printer.PULSE_400	400-msec signal
Printer.PULSE_500	500-msec signal
Printer.PARAM_DEFAULT	Specifies the default (100-msec signal).

timeout

Specifies the timeout period before completion of command transmission in milliseconds.

Value	Description
0 to 600000	Timeout period (in milliseconds)
Printer.PARAM_DEFAULT	Specifies the default value (10000).

Exception

When the process fails, Epos2Exception with one of the following error status occurs.

Error status	Description
ERR_PARAM	An invalid parameter was passed.
ERR_MEMORY	Memory necessary for processing could not be allocated.
ERR_FAILURE	An unknown error occurred.
ERR_PROCESSING	Could not run the process.
ERR_ILLEGAL	This API was called while no communication had been started.

Supplementary explanation

- ❑ The drawer and optional external buzzer cannot be connected simultaneously.
- ❑ For TM-H6000V, the “Command execution during offline” setting must be enabled.
Refer to TM-H6000V Utility User’s Manual for more information.
- ❑ Available during ePOS-Device XML control.

forceStopSound

Forcibly sends the buzzer sound command.

The error status of this API is the result of sending data to the devices.

The processing result of the devices using this API is notified to the listener method set by the [setReceiveEventListener](#) API of the Printer class.

Syntax

```
public void forceStopSound(int timeout) throws
Epos2Exception
```

Parameter

timeout

Specifies the timeout period before completion of command transmission in milliseconds.

Value	Description
0 to 600000	Timeout period (in milliseconds)
Printer.PARAM_DEFAULT	Specifies the default value (10000).

Exception

When the process fails, Epos2Exception with one of the following error status occurs.

Error status	Description
ERR_PARAM	An invalid parameter was passed.
ERR_MEMORY	Memory necessary for processing could not be allocated.
ERR_FAILURE	An unknown error occurred.
ERR_PROCESSING	Could not run the process.
ERR_ILLEGAL	This API was called while no communication had been started.

Supplementary explanation

- ❑ The drawer and optional external buzzer cannot be connected simultaneously.
- ❑ This API cannot be used if the printer is not equipped with a buzzer.
- ❑ For TM-H6000V, the “Command execution during offline” setting must be enabled.
Refer to TM-H6000V Utility User’s Manual for more information.
- ❑ Available during ePOS-Device XML control.

forceCommand

Forcibly sends the ESC/POS command.

The error status of this API is the result of sending data to the devices.

The processing result of the devices using this API is notified to the listener method set by the [setReceiveEventListener](#) API of the Printer class.

Syntax

```
public void (byte[] data, int timeout) throws Epos2Exception
```

Parameter

data

Forcibly sends the ESC/POS command.

Specifies the binary data.

timeout

Specifies the timeout period before completion of command transmission in milliseconds.

Value	Description
0 to 600000	Timeout period (in milliseconds)
Printer.PARAM_DEFAULT	Specifies the default value (10000).

Exception

When the process fails, Epos2Exception with one of the following error status occurs.

Error status	Description
ERR_PARAM	An invalid parameter was passed.
ERR_MEMORY	Memory necessary for processing could not be allocated.
ERR_FAILURE	An unknown error occurred.
ERR_PROCESSING	Could not run the process.
ERR_ILLEGAL	This API was called while no communication had been started.

Supplementary explanation

- ❑ For TM-H6000V, the “Command execution during offline” setting must be enabled.
Refer to TM-H6000V Utility User’s Manual for more information.
- ❑ Available during ePOS-Device XML control.

forceReset

Forcibly sends the printer reset command.

The error status of this API is the result of sending data to the devices.

The processing result of the devices using this API is notified to the listener method set by the [setReceiveEventListener](#) API of the Printer class.

Syntax

- public void forceReset(int timeout) throws Epos2Exception

Parameter

timeout

Specifies the timeout period before completion of command transmission in milliseconds.

Value	Description
0 to 600000	Timeout period (in milliseconds)
Printer.PARAM_DEFAULT	Specifies the default value (10000).

Exception

When the process fails, Epos2Exception with one of the following error status occurs.

Error status	Description
ERR_MEMORY	Necessary memory could not be allocated.
ERR_FAILURE	An unknown error occurred.
ERR_PROCESSING	Could not run the process.
ERR_ILLEGAL	This API was called while no communication had been started.

Supplementary explanation

- ❑ For TM-H6000V, the “Command execution during offline” setting must be enabled.
Refer to TM-H6000V Utility User’s Manual for more information.
- ❑ Available during ePOS-Device XML control.

setStatusChangeListener

Registers a listener method for a status change event.

Syntax

```
public void setStatusChangeListener  
(StatusChangeListener statusChangeListener)
```

Parameter

listener

Specifies an object which has a notification target method.

Listener interface

```
public interface StatusChangeListener extends EventListener
```

Listener method

```
void onPtrStatusChange(Printer printerObj, int eventType)
```

Parameter

printerObj

The callback source object is stored.

eventType

The type of the event that occurred is stored.

Event type	Description
Printer.EVENT_ONLINE	Online
Printer.EVENT_OFFLINE	Offline
Printer.EVENT_POWER_OFF	Power off
Printer.EVENT_COVER_CLOSE	Cover close
Printer.EVENT_COVER_OPEN	Cover open
Printer.EVENT_PAPER_OK	Paper remains.
Printer.EVENT_PAPER_NEAR_END	Paper has almost run out.
Printer.EVENT_PAPER_EMPTY	Paper has run out.
Printer.EVENT_DRAWER_HIGH	Drawer kick connector pin No.3 status = "H"
Printer.EVENT_DRAWER_LOW	Drawer kick connector pin No.3 status = "L"
Printer.EVENT_BATTERY_ENOUGH	Battery is enough.
Printer.EVENT_BATTERY_EMPTY	Battery has run out.
Printer.EVENT_REMOVAL_WAIT_PAPER	Waiting for paper removal.
Printer.EVENT_REMOVAL_WAIT_NONE	Not waiting for paper removal.

Event type	Description
Printer.EVENT_REMOVAL_DETECT_PAPER	The paper removal sensor is detecting paper.
Printer.EVENT_REMOVAL_DETECT_PAPER_NONE	The paper removal sensor is not detecting paper.
Printer.EVENT_REMOVAL_DETECT_UNKNOWN	A state that is not detectable by the paper removal sensor.
Printer.EVENT_AUTO_RECOVER_ERROR	Automatic recovery error status
Printer.EVENT_AUTO_RECOVER_OK	Not automatic recovery error status.
Printer.EVENT_UNRECOVERABLE_ERROR	Unrecoverable error occurred.

Supplementary explanation

- ❑ When this API is run multiple times, the listener method specified later takes effect.
- ❑ If null is specified in listener when calling this API, the registered listener method is canceled.
- ❑ To get the "EVENT_REMOVAL_DETECT" related status, you need to enable the "Paper Taken Sensor Status" setting using Epson TM Utility.

setReceiveEventListener

Registers a listener method for a print completion event.

Syntax

```
public void setReceiveEventListener (ReceiveListener
receiveListener)
```

Parameter

target

Specifies an object which has a notification target method.

Listener interface

```
public interface ReceiveListener extends EventListener
```

Listener method

```
void onPtrReceive (Printer printerObj, int code,
PrinterStatusInfo status, String printJobId)
```

Parameter

printerObj

The callback source object is stored.

code

The processing result is stored.

Error status	Description
CODE_SUCCESS	Print succeeded.
CODE_PRINTING	Printing
CODE_ERR_AUTORECOVER	Automatic recovery error occurred.
CODE_ERR_COVER_OPEN	Cover open error occurred.
CODE_ERR_CUTTER	Auto cutter error occurred.
CODE_ERR_MECHANICAL	Mechanical error occurred.
CODE_ERR_EMPTY	No paper is left in the roll paper end detector.
CODE_ERR_UNRECOVERABLE	Unrecoverable error occurred.
CODE_ERR_FAILURE	Error exists in the requested document syntax.
CODE_ERR_NOT_FOUND	Printer specified by the device ID does not exist.
CODE_ERR_SYSTEM	Error occurred with the printing system.
CODE_ERR_PORT	Error was detected with the communication port.
CODE_ERR_TIMEOUT	Print timeout occurred.

Error status	Description
CODE_ERR_JOB_NOT_FOUND	Specified print job ID does not exist.
CODE_ERR_SPOOLER	Print queue is full.
CODE_ERR_BATTERY_LOW	Battery has run out.
CODE_ERR_TOO_MANY_REQUESTS	The number of print jobs sent to the printer has exceeded the allowable limit.
CODE_ERR_REQUEST_ENTITY_TOO_LARGE	The size of the print job data exceeds the capacity of the printer.
CODE_ERR_WAIT_REMOVAL	Print command sent while waiting for paper removal.

status

Status at the timing when the process was run is stored as the PrinterStatusInfo type.

printJobId

- ❑ When the spooler function has been enabled, a print job ID is stored.
- ❑ When the spooler function has been disabled, null is stored.

Supplementary explanation

- ❑ When this API is run multiple times, the listener method specified later takes effect.
- ❑ If null is specified in listener when calling this API, the registered listener method is canceled.
- ❑ When a communication error occurs during ePOS-Device XML control, communication disconnection is not notified.
To notify the disconnection event, implement the [setConnectionEventListener](#).
- ❑ When controlling multiple printers at a time, identify which printer has finished printing by comparing the Printer object in the caller and the printerObj parameter.
- ❑ Check the details of automatic recovery errors and unrecoverable errors in [getStatus](#).

setGetPrinterSettingExListener

Registers a listener method for an event to notify the processing result of the devices from execution of the [getPrinterSettingEx](#) API.

Syntax

```
public void
setGetPrinterSettingExListener(GetPrinterSettingExListener
listener)
```

Parameter

listener

Specifies an object which has a notification target method.

Listener interface

```
public interface GetPrinterSettingExListener extends
EventListener
```

Listener method

```
void onGetPrinterSettingEx(Printer printerObj, int code,
String jsonString)
```

Parameter

printerObj

The callback source object is stored.

code

The processing result is stored.

Error status	Description
CODE_SUCCESS	Successful
CODE_ERR_PORT	Error was detected with the communication port.
CODE_ERR_TIMEOUT	Processing did not end within the specified time period.
CODE_ERR_AUTORECOVER	Automatic recovery error occurred.
CODE_ERR_UNRECOVERABLE	Unrecoverable error occurred.
CODE_ERR_CUTTER	Auto cutter error occurred.
CODE_ERR_MECHANICAL	Mechanical error occurred.
CODE_ERR_DEVICE_BUSY	Used by other connection target.
CODE_ERR_FAILURE	An unknown error occurred.

jsonString

The acquired set value of the printer setting is stored in the JSON format.

Refer to JSON_Spec_sheet_revx.pdf included in the package for more information.

Supplementary explanation

- ❑ When this API is run multiple times, the listener method specified later takes effect.
- ❑ If null is specified in listener when calling this API, the registered listener method is canceled.
- ❑ If the code is other than CODE_SUCCESS, "" (blank character) is stored in jsonString.
- ❑ If the [getPrinterSettingEx](#) API is executed in a non-supported printer, CODE_SUCCESS is stored in the code, and "" (blank character) is stored in jsonString.

setSetPrinterSettingExListener

Registers a listener method for an event to notify the processing result of the devices from execution of the [setPrinterSettingEx\[Obsolete\]](#) API.

Syntax

```
public void
setSetPrinterSettingExListener(SetPrinterSettingExListener
listener)
```

Parameter

listener

Specifies an object which has a notification target method.

Listener interface

```
public interface SetPrinterSettingExListener extends
EventListener
```

Listener method

```
void onSetPrinterSettingEx(Printer printerObj, int code)
```

Parameter

printerObj

The callback source object is stored.

code

The processing result is stored.

Error status	Description
CODE_SUCCESS	Successful
CODE_ERR_PORT	Error was detected with the communication port.
CODE_ERR_MEMORY	Sufficient memory required for processing could not be allocated.
CODE_ERR_TIMEOUT	Processing did not end within the specified time period.
CODE_ERR_AUTORECOVER	Automatic recovery error occurred.
CODE_ERR_UNRECOVERABLE	Unrecoverable error occurred.
CODE_ERR_CUTTER	Auto cutter error occurred.
CODE_ERR_MECHANICAL	Mechanical error occurred.
CODE_ERR_DEVICE_BUSY	Used by other connection target.
CODE_ERR_RECOVERY_FAILURE	Failed to recover the printer.

Error status	Description
CODE_ERR_JSON_FORMAT	Invalid JSON format.
CODE_ERR_FAILURE	An unknown error occurred.

Supplementary explanation

- ❑ When this API is run multiple times, the listener method specified later takes effect.
- ❑ If null is specified in listener when calling this API, the registered listener method is canceled.
- ❑ When controlling multiple printers, compare the call source Printer object and the printerObj parameter, and identify the printer that has settings complete.
- ❑ If the [setPrinterSettingEx](#) API is executed in a non-supported printer, CODE_SUCCESS is stored in the code, but printer settings will not be executed.

setVerifyPasswordListener

Registers a listener method for an event to notify the processing result of the devices from execution of the [verifyPassword](#) API.

Syntax

```
public void setVerifyPasswordListener(VerifyPasswordListener listener)
```

Parameter

listener

Specifies an object which has a notification target method.

Listener interface

```
public interface VerifyPasswordListener extends EventListener
```

Listener method

```
void onVerifyPassword(Printer printerObj, int code)
```

Parameter

printerObj

The callback source object is stored.

code

The processing result is stored.

Error status	Description
CODE_SUCCESS	Matches with the printer administrator password.
CODE_ERR_PORT	Error was detected with the communication port.
CODE_ERR_TIMEOUT	Processing did not end within the specified time period.
CODE_ERR_AUTORECOVER	Automatic recovery error occurred.
CODE_ERR_UNRECOVERABLE	Unrecoverable error occurred.
CODE_ERR_CUTTER	Auto cutter error occurred.
CODE_ERR_MECHANICAL	Mechanical error occurred.
CODE_ERR_DEVICE_BUSY	Used by other connection target.
CODE_NO_PASSWORD	No administrator password is set for the printer.
CODE_ERR_INVALID_PASSWORD	Does not match with the administrator password in the printer.
CODE_ERR_FAILURE	An unknown error occurred.

Supplementary explanation

- ❑ When this API is run multiple times, the listener method specified later takes effect.
- ❑ If null is specified in listener when calling this API, the registered listener method is canceled.

interval

Updates the printer status (Printer.EVENT_POWER_OFF event) and specifies a notification interval. <obsolete>

Syntax

Setter

```
public void setInterval (int interval) throws Epos2Exception
```

Getter

```
public int getInterval ()
```

Value

Updates the printer status (Printer.EVENT_POWER_OFF event) and specifies a notification interval. The default value is 3,000.

Value	Description
Integer from 1000 to 60000	Interval to update the printer status (in milliseconds).
Printer.PARAM_DEFAULT	Specifies the default value (3000).

Exception

When the process fails, Epos2Exception with one of the following error status occurs.

Error status	Description
ERR_PARAM	An invalid parameter was passed.

Supplementary explanation

Events other than Printer.EVENT_POWER_OFF are updated and notified at an interval of less than 1 second. The update interval cannot be changed.

LFCPrinter class

LFCPrinter

Initializes the LFCPrinter class.

The LFCPrinter class can be used if the following conditions are met.

- Send print data even while the printer is waiting for paper to be removed.
- Control a single printer from multiple smart devices.

Please note the capacity of the print data to be sent. If print data is sent while the printer is waiting for paper removal, the data will be stored in the printer's buffer, but if the buffer fills up before the paper is removed, the data may not be printed correctly.

When a single printer is controlled from multiple smart devices, print completion notifications ([setPrintCompleteListener](#)) may not be notified.

See the Application Guide for typical use cases.

Syntax

```
public LFCPrinter(int printerSeries, int lang,  
android.content.Context context)throws Epos2Exception
```

Parameter

printerSeries

Specifies the target printer.

Value	Description
LFCPrinter.TM_L100	TM-L100

lang

Specifies the language of the printer.

Value	Description
LFCPrinter.MODEL_ANK	ANK model
LFCPrinter.MODEL_CHINESE	Simplified Chinese model
LFCPrinter.MODEL_TAIWAN	Taiwan model
LFCPrinter.MODEL_KOREAN	Korean model
LFCPrinter.MODEL_THAI	Thai model
LFCPrinter.MODEL_SOUTHASIA	South Asian model

context

Specifies the application context.

You can specify null when the log output function is not used and the printer is connected by a method other than USB.

Exception

When the process fails, Epos2Exception with one of the following error value occurs.

Error status	Description
ERR_PARAM	An invalid parameter was passed.
ERR_MEMORY	Memory necessary for processing could not be allocated.

Supplementary explanation

When iterating a process, be sure to generate and destroy instances outside the iterated process and not iterate the process at a short interval.

Memory releasing by the OS may affect the process of the Epson ePOS SDK, resulting in an invalid operation.

connect

Starts communication with the printer.

Syntax

```
public void connect(java.lang.String target, int timeout)throws
Epos2Exception
```

Parameter

target

Specifies the method of connecting to the printer by a character string.

Specify the connection method using the following syntax.

<connection type>:<identifier>

I/F	Connec- tion type	Identifier	Example
Wi-Fi/Ethernet	"TCP"	<ul style="list-style-type: none"> IP address in IPv4 format MAC address Host name 	"TCP:192.168.192.168"

timeout

Specifies the maximum time (in milliseconds) to wait for communication with the printer to be established.

Value	Description
Integer from 1000 to 300000	Maximum wait time before an error is returned (in milliseconds).
LFCPrinter.PARAM_DEFAULT	Specifies the default value (15000).

Exception

When the process fails, Epos2Exception with one of the following error value occurs.

Error status	Description
ERR_PARAM	An invalid parameter was passed.
ERR_CONNECT	Failed to open the device.
ERR_TIMEOUT	Failed to communicate with the devices within the specified time. The printer's buffer is full.
ERR_ILLEGAL	Tried to start communication with a printer with which communication had been already established.
ERR_MEMORY	Necessary memory could not be allocated.
ERR_FAILURE	An unknown error occurred.
ERR_TYPE_INVALID	The device type is different.

Supplementary explanation

- ❑ This API is not executed on the main thread. Execute it on the sub-thread.
- ❑ When communication with the printer is no longer necessary, be sure to call [disconnect](#) to terminate it.
- ❑ When operating with multiple printers connected in a multi-threaded manner, this API and [disconnect](#) cannot be executed on other printers until this API has been processed. Please wait for this API to finish before executing it.
- ❑ The printer status is returned to the event registered with the LFCPrinter class.
- ❑ If you are using DHCP to assign the IP address of the printer, specify the MAC address of the printer as the identifier.
- ❑ Devices other than printers are exclusively locked.
- ❑ While connecting to a single printer using the LFCPrinter class, do not use classes other than [Log class](#) and [Discovery class](#) for the same printer. While connecting to a single printer using a class other than [Log class](#) and [Discovery class](#), do not use LFCPrinter class for the same printer.

disconnect

Ends communication with the printer.

Syntax

```
public void disconnect() throws Epos2Exception
```

Exception

When the process fails, Epos2Exception with one of the following error value occurs.

Error status	Description
ERR_ILLEGAL	Tried to end communication where it had not been established.
ERR_MEMORY	Necessary memory could not be allocated.
ERR_PROCESSING	Could not run the process.
ERR_FAILURE	An unknown error occurred.

Supplementary explanation

- ❑ This API is not executed on the main thread. Execute it on the sub-thread.
- ❑ When using multi-threading to connect to multiple printers or peripheral devices, this API and [connect](#) cannot be started for other printers or peripheral devices until this API finishes processing.

startMonitor

Enables printer status event notification.

Acquires and updates the printer status and notifies the listener method registered in [setStatusChangeListener](#).

Syntax

```
public void startMonitor() throws Epos2Exception
```

Exception

When the process fails, Epos2Exception with one of the following error value occurs.

Error status	Description
ERR_ILLEGAL	This API was called while no communication had been started.

Supplementary explanation

- ❑ Use this API after starting a communication with the printer (after executing the [connect](#) API).
- ❑ This API is not executed on the main thread. Execute it on the sub-thread.
- ❑ All ASB information that has changed during the update interval is notified.

stopMonitor

Disables status events.

Syntax

public void stopMonitor() throws Epos2Exception

Exception

When the process fails, Epos2Exception with one of the following error value occurs.

Error status	Description
ERR_ILLEGAL	This API was called while no communication had been started.

getStatus

Acquires the current status information.

Syntax

```
public LFCPrinterStatusInfo getStatus()
```

Return value

The current status is returned in the LFCPrinterStatusInfo type.

The following status information is stored in the object as a property.

Stored status information can be acquired using the getter method of each property.

Printer status	Status	Description
connection: Connection status	LFCPrinter.TRUE	Connected
	LFCPrinter.FALSE	Status is unknown.
online: Online status	LFCPrinter.TRUE	Online
	LFCPrinter.FALSE	Offline
	LFCPrinter.UNKNOWN	Status is unknown.
coverOpen: Cover status	LFCPrinter.TRUE	Cover is open.
	LFCPrinter.FALSE	Cover is closed.
	LFCPrinter.UNKNOWN	Status is unknown.
paper: Paper status	LFCPrinter.PAPER_OK	Paper remains.
	LFCPrinter.PAPER_NEAR_END	Paper is running out.
	LFCPrinter.PAPER_EMPTY	Paper has run out.
	LFCPrinter.UNKNOWN	Status is unknown.
paperFeed: Paper feed	LFCPrinter.TRUE	Paper feed in progress
	LFCPrinter.FALSE	Stopped
	LFCPrinter.UNKNOWN	Status is unknown.
panelSwitch: Panel switch (Feed button) status	LFCPrinter.SWITCH_ON	Pressed
	LFCPrinter.SWITCH_OFF	Not pressed
	LFCPrinter.UNKNOWN	Status is unknown.
drawer: Offline status due to the battery level (Mobile models)	LFCPrinter.DRAWER_HIGH	Offline due to low battery level
	LFCPrinter.DRAWER_LOW	Not offline
	LFCPrinter.UNKNOWN	Status is unknown.

Printer status	Status	Description
drawer: Drawer kick connector pin No.3 status (except for the Mobile models)	LFCPrinter.DRAWER_HIGH	High
	LFCPrinter.DRAWER_LOW	Low
	LFCPrinter.UNKNOWN	Status is unknown.
errorStatus: Error status	LFCPrinter.NO_ERR	Normal
	LFCPrinter.MECHANICAL_ERR	Mechanical error occurred.
	LFCPrinter.AUTOCUTTER_ERR	Auto cutter error occurred.
	LFCPrinter.UNRECOVER_ERR	Unrecoverable error occurred.
	LFCPrinter.AUTORECOVER_ERR	Automatic recovery error occurred.
	LFCPrinter.UNKNOWN	Status is unknown.
autoRecoverError: Automatic recovery error status	LFCPrinter.HEAD OVERHEAT	Head overheat error
	LFCPrinter.MOTOR OVERHEAT	Motor driver IC overheat error
	LFCPrinter.BATTERY OVERHEAT	Battery overheat error
	LFCPrinter.WRONG PAPER	Paper error
	LFCPrinter.COVER_OPEN	Cover is open.
	LFCPrinter.UNKNOWN	Status is unknown.
buzzer: Built-in buzzer sound status	LFCPrinter.TRUE	Sounding (Applicable printer only)
	LFCPrinter.FALSE	Stopped (Applicable printer only)
	LFCPrinter.UNKNOWN	Status is unknown.
buzzer: Optional external buzzer sound status	LFCPrinter.TRUE	Always this status
adapter: AC adapter connection status	LFCPrinter.TRUE	Connected
	LFCPrinter.FALSE	Disconnected
	LFCPrinter.UNKNOWN	Status is unknown.

Printer status	Status	Description
batteryLevel: Remaining battery capacity	LFCPrinter.BATTERY_LEVEL_6	Remaining battery capacity 6
	LFCPrinter.BATTERY_LEVEL_5	Remaining battery capacity 5
	LFCPrinter.BATTERY_LEVEL_4	Remaining battery capacity 4
	LFCPrinter.BATTERY_LEVEL_3	Remaining battery capacity 3
	LFCPrinter.BATTERY_LEVEL_2	Remaining battery capacity 2
	LFCPrinter.BATTERY_LEVEL_1	Remaining battery capacity 1 (almost run out)
	LFCPrinter.BATTERY_LEVEL_0	Remaining battery capacity 0 (run out)
	LFCPrinter.UNKNOWN	Status is unknown.
removalWaiting: Paper removal wait status	LFCPrinter.REMOVAL_WAIT_PAPER	Waiting for removal.
	LFCPrinter.REMOVAL_WAIT_NONE	Not waiting for removal.
	LFCPrinter.UNKNOWN	Status is unknown.

Supplementary explanation

- ❑ This API is not executed on the main thread. Execute it on the sub-thread.
- ❑ If this API is called while communication is not available, printer states other than "connection" will be set to "LFCPrinter.UNKNOWN".
- ❑ The status object is set to the status at the timing of execution of this API and will not be updated.

sendLFCData

Sends the print command.

The error status of this API is the result of sending data to the devices.

When data transmission to the device by this API is completed, the ID, etc. specified in the jobNumber parameter is notified to the listener method set in the [setSendCompleteListener](#) API of the LFCPrinter class.

When printing by this API is completed, the ID, etc. specified in the jobNumber parameter is notified to the listener method set in the [setPrintCompleteListener](#) API of the LFCPrinter class.

This API sends data buffered by an add-type API (e.g., [addText](#)).

Syntax

```
public void sendLFCData(int timeout, int jobNumber) throws Epos2Exception
```

Parameter

timeout

Specifies the timeout period before completion of sending in milliseconds.

Value	Description
Integer from 5000 to 600000	Timeout period (in milliseconds)
LFCPrinter.PARAM_DEFAULT	Specifies the default value (10000).

jobNumber

Specifies the ID to be assigned to a print job.

Value	Description
Integer from 0 to 4095	Job ID

Exception

When the process fails, Epos2Exception with one of the following error value occurs.

Error status	Description
ERR_PARAM	An invalid parameter was passed.
ERR_MEMORY	Necessary memory could not be allocated.
ERR_FAILURE	An unknown error occurred.
ERR_ILLEGAL	The control commands have not been buffered. This API was called while no communication had been started.

Supplementary explanation

- ❑ If this API is called while communication is not available, printer states other than "connection" will be set to "LFCPrinter.UNKNOWN".
- ❑ The status object is set to the status at the timing of execution of this API and will not be updated.

- ❑ When data exceeding the size of the printer's buffer is sent, `CODE_ERR_TIMEOUT` is returned to [setSend-CompleteEventListener](#).

If the `CODE_ERR_TIMEOUT` error occurs, the data sent may not be printed.

Remove the printed paper to release the printer from the paper removal waiting state.

If the error is not cleared after removing the paper, restart the printer.

- ❑ When the printer is turned off (restarted), the print data stored in the printer's buffer is deleted.
- ❑ If an error occurs during printing, printing resumes when the error is cleared.

setStatusChangeListener

Registers a listener method for a status change event.

Syntax

```
public void
setStatusChangeListener(LFCStatusChangeListener
lfcStatusChangeListener)
```

Parameter

lfcStatusChangeListener

Specifies an object which has a notification target method.

Listener interface

```
public interface LFCStatusChangeListener extends
EventListener
```

Listener method

```
void onLFCStatusChange(LFCPrinter lfcPrinterObj, int
eventType)
```

Parameter

lfcPrinterObj

The callback source object is stored.

eventType

The type of the event that occurred is stored.

Event type	Description
LFCPrinter.EVENT_ONLINE	Online
LFCPrinter.EVENT_OFFLINE	Offline
LFCPrinter.EVENT_POWER_OFF	Power off
LFCPrinter.EVENT_COVER_CLOSE	Cover close
LFCPrinter.EVENT_COVER_OPEN	Cover open
LFCPrinter.EVENT_PAPER_OK	Paper remains.
LFCPrinter.EVENT_PAPER_NEAR_END	Paper has almost run out.
LFCPrinter.EVENT_PAPER_EMPTY	Paper has run out.
LFCPrinter.EVENT_DRAWER_HIGH	Drawer kick connector pin No.3 status = "H"
LFCPrinter.EVENT_DRAWER_LOW	Drawer kick connector pin No.3 status = "L"
LFCPrinter.EVENT_BATTERY_ENOUGH	Battery is enough.

Event type	Description
LFCPrinter.EVENT_BATTERY_EMPTY	Battery has run out.
LFCPrinter.EVENT_REMOVAL_WAIT_PAPER	Waiting for paper removal.
LFCPrinter.EVENT_REMOVAL_WAIT_NONE	Not waiting for paper removal.

Supplementary explanation

- ❑ When this API is run multiple times, the listener method specified later takes effect.
- ❑ If null is specified in listener when calling this API, the registered listener method is canceled.

setSendCompleteListener

Registers a listener method for data transmission completion events.

Syntax

```
public void
setSendCompleteListener(LFCSendCompleteListener
sendCompleteListener)
```

Parameter

sendCompleteListener

Specifies an object which has a notification target method.

Listener interface

```
public interface LFCSendCompleteListener extends
EventListener
```

Listener method

```
void onSendComplete (LFCPrinter lfcPrinterObj, int
jobNumber, int code, LFCPrinterStatusInfo status)
```

Parameter

lfcPrinterObj

The callback source object is stored.

jobNumber

The ID specified by [sendLFCData](#) API is stored.

code

The processing result is stored.

Error status	Description
CODE_SUCCESS	Data transmission succeeded.
CODE_ERR_AUTORECOVER	Automatic recovery error occurred.
CODE_ERR_COVER_OPEN	Cover open error occurred.
CODE_ERR_CUTTER	Auto cutter error occurred.
CODE_ERR_MECHANICAL	Mechanical error occurred.
CODE_ERR_EMPTY	No paper is left in the roll paper end detector.
CODE_ERR_UNRECOVERABLE	Unrecoverable error occurred.
CODE_ERR_PORT	Error was detected with the communication port.
CODE_ERR_TIMEOUT	Print timeout occurred. The printer's buffer is full.

Error status	Description
CODE_ERR_BATTERY_LOW	Battery has run out.

status

Status at the timing when the process was run is stored as the LFCPrinterStatusInfo type.

Supplementary explanation

- ❑ When this API is run multiple times, the listener method specified later takes effect.
- ❑ If null is specified in listener when calling this API, the registered listener method is canceled.
- ❑ When controlling multiple printers, compare the caller's LFCPrinter object with the lfcPrinterObj parameter to identify the printer to which the data has been sent.
- ❑ When calling the Epson ePOS SDK API on the method of this API, execute the API in a separate thread.
- ❑ If the [disconnect](#) API is called without waiting for a print completion event, the print completion method ([setPrintCompleteEventListener](#)) may not be notified.

setPrintCompleteEventListener

Registers a listener method for a print completion event.

Syntax

```
public void
setPrintCompleteEventListener(LFCPrintCompleteListener
lfcPrintCompleteListener)
```

Parameter

lfcPrintCompleteListener

Specifies an object which has a notification target method.

Listener interface

```
public interface LFCPrintCompleteListener extends
EventListener
```

Listener method

```
void onPrintComplete (LFCPrinter lfcPrinterObj, int
jobNumber)
```

Parameter

lfcPrinterObj

The callback source object is stored.

jobNumber

The ID specified by [sendLFCData](#) API is stored.

Supplementary explanation

- ❑ When this API is run multiple times, the listener method specified later takes effect.
- ❑ If null is specified in listener when calling this API, the registered listener method is canceled.
- ❑ When controlling multiple printers, compare the caller's LFCPrinter object with the lfcPrinterObj parameter to identify the printer to which the data has been sent.
- ❑ When calling the Epson ePOS SDK API on the method of this API, execute the API in a separate thread.
- ❑ If the [disconnect](#) API is called without waiting for a print completion event, the print completion method ([setPrintCompleteEventListener](#)) may not be notified.

HybridPrinter class

HybridPrinter

Initializes the HybridPrinter class.

Syntax

```
public HybridPrinter(int lang, Context context) throws Epos2Exception
```

Parameter

lang

Specifies the language of the printer.

Value	Description
HybridPrinter.MODEL_ANK	English (ANK specification)
HybridPrinter.MODEL_JAPANESE	Japanese
HybridPrinter.MODEL_CHINESE	Simplified Chinese
HybridPrinter.MODEL_TAIWAN	Traditional Chinese
HybridPrinter.MODEL_KOREAN	Korean
HybridPrinter.MODEL_THAI	Thai
HybridPrinter.MODEL_SOUTHASIA	South Asian specification

context

Specifies the application context.

Exception

When the process fails, Epos2Exception with one of the following error value occurs.

Error status	Description
ERR_PARAM	An invalid parameter was specified.
ERR_MEMORY	Necessary memory could not be allocated.
ERR_UNSUPPORTED	A language not supported was specified.

Supplementary explanation

When iterating a process, be sure to generate and destroy instances outside the iterated process and not iterate the process at a short interval.

Memory releasing by the OS may affect the process of the Epson ePOS SDK, resulting in an invalid operation.

connect

Starts communication with the printer.

Syntax

Public void connect(String target, int timeout) throws Epos2Exception

Parameter

target

Specifies the method of connecting to the printer by a character string.

The connection method varies according to the system configuration.

- TM Printer Models

<connection type>:<identifier>

I/F	Connec- tion type	Identifier	Example
Wi-Fi/Ethernet	"TCP"	<ul style="list-style-type: none"> IP address in IPv4 format MAC address Host name 	"TCP:192.168.192.168"
Bluetooth	"BT"	BD address	"BT:00:22:15:7D:70:9C"
USB	"USB"	Device node	"USB:/dev/udev/*"

To connect to the printer via SSL/TLS communication, specify using the following syntax.

<connection type>:<identifier>[<device ID>]

I/F	Connec- tion type	Identifier	Example
Wi-Fi/Ethernet	"TCPS"	<ul style="list-style-type: none"> IP address in IPv4 format MAC address Host name 	"TCPS:192.168.192.168[local_printer]"

- Customer Display Models

<connection type>:<identifier>

I/F	Connec- tion type	Identifier	Example
Wi-Fi/Ethernet	"TCP"	<ul style="list-style-type: none"> IP address in IPv4 format MAC address Host name 	"TCP:192.168.192.168"
Bluetooth	"BT"	BD address	"BT:00:22:15:7D:70:9C"
USB	"USB"	Device node	"USB:/dev/udev/*"

To connect to the printer via SSL/TLS communication, specify using the following syntax.

<connection type>:<identifier>[<device ID>]

I/F	Connection type	Identifier	Example
Wi-Fi/Ethernet	"TCPS"	<ul style="list-style-type: none"> IP address in IPv4 format MAC address Host name 	"TCPS:192.168.192.168[local_printer]"

timeout

Specifies the maximum time (in milliseconds) to wait for communication with the printer to be established.

Value	Description
Integer from 1000 to 300000	Maximum wait time before an error is returned (in milliseconds).
HybridPrinter.PARAM_DEFAULT	Specifies the default value (15000).

Exception

When the process fails, Epos2Exception with one of the following error value occurs.

Error status	Description
ERR_PARAM	An invalid parameter was specified.
ERR_CONNECT	Failed to open the device.
ERR_TIMEOUT	Failed to communicate with the devices within the specified time.
ERR_ILLEGAL	Tried to start communication with a printer with which communication had been already established. Tried to start communication with a printer during reconnection process.
ERR_MEMORY	Necessary memory could not be allocated.
ERR_FAILURE	An unknown error occurred.
ERR_PROCESSING	Could not run the process.
ERR_NOT_FOUND	The device could not be found.
ERR_IN_USE	The device was in use.
ERR_TYPE_INVALID	The device type is different.
ERR_RECOVERY_FAILURE	Failed to recover the printer.

Supplementary explanation

- ❑ This API is not executed on the main thread. Execute it on the sub-thread.
- ❑ When using multi-threading to connect to multiple printers or peripheral devices, this API and [disconnect](#) cannot be started for other printers or peripheral devices until this API finishes processing. Start the next process after this API finishes processing.

- ❑ The device ID is an arbitrary character string that is set when the peripheral device is registered to the TM printer (master).
For details, refer to the Technical Reference Guide of each printer.
- ❑ If you specify TCPS in the connection to a printer that does not support SSL/TLS communication, ERR_PARAM is returned.
- ❑ Devices other than printers are exclusively locked.
- ❑ If Epos2Exception including ERR_RECOVERY_FAILURE occurs, restart the printer.

disconnect

Ends communication with the printer.

Syntax

Public void disconnect() throws Epos2Exception

Exception

When the process fails, Epos2Exception with one of the following error value occurs.

Error status	Description
ERR_ILLEGAL	Tried to end communication where it had not been established.
ERR_MEMORY	Necessary memory could not be allocated.
ERR_FAILURE	An unknown error occurred.
ERR_PROCESSING	Could not run the process. Tried to terminate communication with a printer during reconnection process.

Supplementary explanation

- ❑ This API is not executed on the main thread. Execute it on the sub-thread.
- ❑ When connected to the printer with Bluetooth, executing this API while a slip sheet is inserted by readMicrData causes the slip sheet to be ejected.
- ❑ Executing this API while waiting for paper insertion after executing [waitInsertion](#), [readMicrData](#), and [cleanMicrReader](#) cancels waiting for paper insertion.
At that time, processing result of [waitInsertion](#), [readMicrData](#), and [cleanMicrReader](#) is not notified.
- ❑ When using multi-threading to connect to multiple printers or peripheral devices, this API and [connect](#) cannot be started for other printers or peripheral devices until this API finishes processing. Start the next process after this API finishes processing.

startMonitor

Enables printer status event notification.

Acquires and updates the printer status at the interval specified by the [interval](#) property and returns it to the listener method registered by [setStatusChangeListener](#).

Syntax

```
public void startMonitor() throws Epos2Exception
```

Exception

When the process fails, Epos2Exception with one of the following error value occurs.

Error status	Description
ERR_ILLEGAL	This API was called while no communication had been started.

Supplementary explanation

- ❑ This API is not executed on the main thread. Execute it on the sub-thread.
- ❑ During ESC/POS control, any ASB information items which have been changed during the update interval specified by the [interval](#) property are reported.
During ePOS-Device XML control, the ASB information at the time of update is reported.

stopMonitor

Disables status events.

Syntax

```
public void stopMonitor() throws Epos2Exception
```

Exception

When the process fails, Epos2Exception with one of the following error value occurs.

Error status	Description
ERR_ILLEGAL	This API was called while no communication had been started.

getStatus

Acquires the current status information.

Syntax

```
public HybridPrinterStatusInfo getStatus ()
```

Return value

The current status is returned in the HybridPrinterStatusInfo type.

The following status information is stored in the object as a property.

Stored status information can be acquired using the getter method of each property.

Printer status	Status	Description
connection: Connection status	HybridPrinter.TRUE	Connected
	HybridPrinter.FALSE	Disconnected
online: Online status	HybridPrinter.TRUE	Online
	HybridPrinter.FALSE	Offline
	HybridPrinter.UNKNOWN	Status is unknown.
coverOpen: Cover status	HybridPrinter.TRUE	Cover is open.
	HybridPrinter.FALSE	Cover is closed.
	HybridPrinter.UNKNOWN	Status is unknown.
paper: Paper status	HybridPrinter.PAPER_OK	Paper remains.
	HybridPrinter.PAPER_NEAR_END	Paper is running out.
	HybridPrinter.PAPER_EMPTY	Paper has run out.
	HybridPrinter.UNKNOWN	Status is unknown.
paperFeed: Paper feed	HybridPrinter.TRUE	Paper feed in progress
	HybridPrinter.FALSE	Stopped
	HybridPrinter.UNKNOWN	Status is unknown.
panelSwitch: Panel switch (Feed button) status	HybridPrinter.SWITCH_ON	Pressed
	HybridPrinter.SWITCH_OFF	Not pressed
	HybridPrinter.UNKNOWN	Status is unknown.
drawer: Drawer kick connector pin No.3 status	HybridPrinter.DRAWER_HIGH	High
	HybridPrinter.DRAWER_LOW	Low
	HybridPrinter.UNKNOWN	Status is unknown.

Printer status	Status	Description
errorStatus: Error status	HybridPrinter.NO_ERR	Normal
	HybridPrinter.MECHANICAL_ERR	Mechanical error occurred.
	HybridPrinter.AUTOCUTTER_ERR	Auto cutter error occurred.
	HybridPrinter.UNRECOVER_ERR	Unrecoverable error occurred.
	HybridPrinter.AUTORECOVER_ERR	Automatic recovery error occurred.
	HybridPrinter.UNKNOWN	Status is unknown.
autoRecoverError: Automatic recovery error status	HybridPrinter.HEAD_OVERHEAT	Head overheat error
	HybridPrinter.MOTOR_OVERHEAT	Motor driver IC overheat error
	HybridPrinter.WRONG_PAPER	Paper error
	HybridPrinter.COVER_OPEN	Cover is open.
	HybridPrinter.UNKNOWN	Status is unknown.
insertionWaiting: Paper insertion wait status	HybridPrinter.INSERTION_WAIT_SLIP	Waiting for slip sheet insertion
	HybridPrinter.INSERTION_WAIT_VALIDATION	Waiting for validation sheet insertion
	HybridPrinter.INSERTION_WAIT_MICR	Waiting for slip sheet insertion
	HybridPrinter.INSERTION_WAIT_NONE	Not waiting for paper insertion
	HybridPrinter.UNKNOWN	Status is unknown.
removalWaiting: Paper removal wait status	HybridPrinter.REMOVAL_WAIT_PAPER	Waiting for paper removal
	HybridPrinter.REMOVAL_WAIT_NONE	Not waiting for paper removal
	HybridPrinter.UNKNOWN	Status is unknown.
slipPaper: Status of paper conveyance route for the slip mechanism	HybridPrinter.SLIP_PAPER_OK	Paper remains.
	HybridPrinter.SLIP_PAPER_EMPTY	Paper has run out.
	HybridPrinter.UNKNOWN	Status is unknown.

Supplementary explanation

- ❑ This API is not executed on the main thread. Execute it on the sub-thread.
- ❑ If this API is called while communication is not available, printer states other than "connection" will be set to "Hybrid-Printer.UNKNOWN."
- ❑ The status object is set to the status at the timing of execution of this API and will not be updated.
- ❑ When a head overheat error occurs, HybridPrinter.UNKNOWN may be returned in autoRecoverError.
- ❑ HybridPrinter.INSERTION_WAIT_SLIP in insertionWaiting does not distinguish between slip sheet insertion for slip printing and endorsement printing.

sendData

Sends the print command and performs printing in the print method specified by [selectPaperType](#). The processing result of the devices using this API is notified to the listener method set by the [setReceiveEventListener](#) API of the HybridPrinter class.

Syntax

```
public void sendData (int timeout) throws Epos2Exception
```

Parameter

timeout

Specifies the timeout period before completion of printing in milliseconds.

Value	Description
Integer from 5000 to 600000	Timeout period (in milliseconds)
HybridPrinter.PARAM_DEFAULT	Specifies the default value (15000).

Exception

When the process fails, Epos2Exception with one of the following error value occurs.

Error status	Description
ERR_PARAM	An invalid parameter was specified.
ERR_ILLEGAL	The control commands have not been buffered. This API was called while no communication had been started.
ERR_MEMORY	Necessary memory could not be allocated.
ERR_FAILURE	An unknown error occurred.
ERR_PROCESSING	Could not run the process.

beginTransaction

Starts a transaction.

A transaction represents a single printing task such as printing a single sheet of receipt or coupon.

After this API is called, data until the transaction is terminated by [endTransaction](#) will be regarded as a single printing task.

Syntax

```
public void beginTransaction() throws Epos2Exception
```

Exception

When the process fails, Epos2Exception with one of the following error value occurs.

Error status	Description
ERR_ILLEGAL	This API was called while no communication had been started. Another transaction had been already started by this function.
ERR_FAILURE	An unknown error occurred.

endTransaction

Ends a transaction.

A transaction represents a single printing task such as printing a single sheet of receipt or coupon.

After [beginTransaction](#) is called, data until the transaction is terminated by this API will be regarded as a single printing task.

Syntax

```
public void endTransaction() throws Epos2Exception
```

Exception

When the process fails, Epos2Exception with one of the following error value occurs.

Error status	Description
ERR_ILLEGAL	This API was called while no communication had been started. This API was called while no transaction had been started.
ERR_FAILURE	An unknown error occurred.

Supplementary explanation

- ❑ This API is not executed on the main thread. Execute it on the sub-thread.
- ❑ Do not execute this API during the period from paper insertion through paper eject during slip, endorsement, validation, and MICR control.

clearCommandBuffer

Clears the command buffer.

The contents buffered in the command buffer are retained until this API is called.

Syntax

```
public void clearCommandBuffer()
```

selectPaperType

Specifies a print method.

Syntax

```
public void selectPaperType(int paperType) throws
Epos2Exception
```

Parameter

paperType

Specifies a print method.

Value	Description
HybridPrinter.PAPER_TYPE_RECEIPT	Receipt printing
HybridPrinter.PAPER_TYPE_SLIP	Slip printing
HybridPrinter.PAPER_TYPE_ENDORSE	Endorsement printing
HybridPrinter.PAPER_TYPE_VALIDATION	Validation printing
HybridPrinter.PARAM_DEFAULT	Specifies the default (receipt printing).

Exception

When the process fails, Epos2Exception with one of the following error value occurs.

Error status	Description
ERR_PARAM	An invalid parameter was specified.
ERR_ILLEGAL	This API was called while no communication had been started. This API was called while waiting for paper insertion. This API was called while paper has already been inserted. This API was called while transmitting data. This API was called while waiting for paper removal.
ERR_CONNECT	Communication failed.
EPOS2_ERR_UNSUPPORTED	A print method not supported by the printer was specified.

Supplementary explanation

- ❑ This API is not executed on the main thread. Execute it on the sub-thread.
- ❑ The print method specified by this API affects [waitInsertion](#) and [sendData](#) APIs.

waitInsertion

Causes the printer to wait for paper insertion.

After running this API, set the paper appropriate for the print method specified by the [selectPaperType](#).

The processing result of the devices using this API is notified to the listener method set by the [setReceiveEventListener](#) API of the HybridPrinter class.

Syntax

```
public void waitInsertion (int timeout) throws Epos2Exception
```

Parameter

timeout

Specifies the timeout period before completion of paper insertion in milliseconds.

Value	Description
Integer from 5000 to 600000	Timeout period (in milliseconds)
HybridPrinter.PARAM_DEFAULT	Specifies the default value (15000).

Exception

When the process fails, Epos2Exception with one of the following error value occurs.

Error status	Description
HybridPrinter.ERR_PARAM	An invalid parameter was specified.
HybridPrinter.ERR_ILLEGAL	This API was called while no communication had been started.
HybridPrinter.ERR_MEMORY	Necessary memory could not be allocated.
HybridPrinter.ERR_FAILURE	An unknown error occurred.
HybridPrinter.ERR_PROCESSING	Could not run the process.

Supplementary explanation

This API is not executed on the main thread. Execute it on the sub-thread.

cancelInsertion

Cancels the paper insertion wait status.

The processing result of the devices using this API is notified to the listener method set by the [setReceiveEventListener](#) API of the HybridPrinter class.

Syntax

```
public void cancelInsertion () throws Epos2Exception
```

Exception

When the process fails, Epos2Exception with one of the following error value occurs.

Error status	Description
ERR_ILLEGAL	<p>This API was called while no communication had been started.</p> <p>This API was called while receipt printing was specified as the print method.</p> <p>This API was called while not waiting for paper insertion.</p> <p>This API was called while paper has already been inserted.</p> <p>This API was called while reading MICR.</p> <p>This API was called while waiting for paper removal.</p>
ERR_MEMORY	Necessary memory could not be allocated.
ERR_FAILURE	An unknown error occurred.
ERR_PROCESSING	Could not run the process.

Supplementary explanation

This API is not executed on the main thread. Execute it on the sub-thread.

ejectPaper

Ejects the papers.

The processing result of the devices using this API is notified to the listener method set by the [setReceiveEventListener](#) API of the HybridPrinter class when the eject command has been transmitted to the printer.

Syntax

```
public void ejectPaper () throws Epos2Exception
```

Exception

When the process fails, Epos2Exception with one of the following error value occurs.

Error status	Description
ERR_ILLEGAL	This API was called while no communication had been started.
ERR_MEMORY	Necessary memory could not be allocated.
ERR_FAILURE	An unknown error occurred.
ERR_PROCESSING	Could not run the process.

Supplementary explanation

- ❑ This API is not executed on the main thread. Execute it on the sub-thread.
- ❑ Cannot communicate with the printer until the paper ejected after receiving the callback is removed.

readMicrData

Reads MICR data.

Inserting a slip sheet after executing this API starts reading MICR.

The processing result of the devices using this API is notified to the listener method set by the [setReceiveEventListener](#) API of the HybridPrinter class.

Syntax

```
public void readMicrData (int micrFont, int timeout) throws
Epos2Exception
```

Parameter

micrFont

Specifies the font of characters to read.

Value	Description
HybridPrinter.MICR_FONT_E13B	Specifies E13B as the read font.
HybridPrinter.MICR_FONT_CMC7	Specifies CMC7 as the read font.
HybridPrinter.PARAM_DEFAULT	Specifies the default value (font E13B).

timeout

Specifies the timeout period before completion of MICR reading in milliseconds.

Value	Description
Integer from 5000 to 600000	Timeout period (in milliseconds)
HybridPrinter.PARAM_DEFAULT	Specifies the default value (15000).

Exception

When the process fails, Epos2Exception with one of the following error value occurs.

Error status	Description
ERR_PARAM	An invalid parameter was specified.
ERR_UNSUPPORTED	The printer is not equipped with MICR.
ERR_ILLEGAL	This API was called while no communication had been started.
ERR_MEMORY	Necessary memory could not be allocated.
ERR_FAILURE	An unknown error occurred.
ERR_PROCESSING	Could not run the process.

Supplementary explanation

This API is not executed on the main thread. Execute it on the sub-thread.

cleanMicrReader

Cleans the MICR mechanism.

Inserting a cleaning sheet after executing this API starts cleaning the MICR mechanism.

The processing result of the devices using this API is notified to the listener method set by the [setEventListener](#) API of the HybridPrinter class.

Syntax

```
public void cleanMicrReader (int timeout) throws
Epos2Exception
```

Parameter

timeout

Specifies the timeout period before completion of MICR mechanism cleaning in milliseconds.

Value	Description
Integer from 5000 to 600000	Timeout period (in milliseconds)
HybridPrinter.PARAM_DEFAULT	Specifies the default value (15000).

Exception

When the process fails, Epos2Exception with one of the following error value occurs.

Error status	Description
ERR_PARAM	An invalid parameter was specified.
ERR_UNSUPPORTED	The printer is not equipped with MICR.
ERR_ILLEGAL	This API was called while no communication had been started.
ERR_MEMORY	Necessary memory could not be allocated.
ERR_FAILURE	An unknown error occurred.
ERR_PROCESSING	Could not run the process.

Supplementary explanation

This API is not executed on the main thread. Execute it on the sub-thread.

forceRecover

Forcibly sends the error recovery command.

The processing result of the devices using this API is notified to the listener method set by the [setReceiveEventListener](#) API of the HybridPrinter class.

Syntax

```
public void forceRecover(int timeout) throws Epos2Exception
```

Parameter

timeout

Specifies the timeout period before completion of command transmission in milliseconds.

Value	Description
0 to 600000	Timeout period (in milliseconds)
HybridPrinter.PARAM_DEFAULT	Specifies the default value (10000).

Exception

When the process fails, Epos2Exception with one of the following error value occurs.

Error status	Description
ERR_CONNECT	Communication failed.
ERR_PARAM	An invalid parameter was specified.
ERR_MEMORY	Necessary memory could not be allocated.
ERR_FAILURE	An unknown error occurred.
ERR_PROCESSING	Could not run the process.

Supplementary explanation

- ❑ For TM-H6000V, the “Command execution during offline” setting must be enabled.
Refer to TM-H6000V Utility User’s Manual for more information.
- ❑ Available during ePOS-Device XML control.

forcePulse

Forcibly sends the drawer kick command.

The processing result of the devices using this API is notified to the listener method set by the [setReceiveEventListener](#) API of the HybridPrinter class.

Syntax

```
public void forcePulse(int drawer, int pulseTime, int timeout)
throws Epos2Exception
```

Parameter

drawer

Specifies the drawer kick connector.

Value	Description
HybridPrinter.DRAWER_2PIN	Drawer kick connector pin No.2
HybridPrinter.DRAWER_5PIN	Drawer kick connector pin No.5
HybridPrinter.PARAM_DEFAULT	Specifies the default (drawer kick connector pin No.2).

pulseTime

Specifies the on time of the drawer kick signal.

Value	Description
HybridPrinter.PULSE_100	100-msec signal
HybridPrinter.PULSE_200	200-msec signal
HybridPrinter.PULSE_300	300-msec signal
HybridPrinter.PULSE_400	400-msec signal
HybridPrinter.PULSE_500	500-msec signal
HybridPrinter.PARAM_DEFAULT	Specifies the default (100-msec signal).

timeout

Specifies the timeout period before completion of command transmission in milliseconds.

Value	Description
0 to 600000	Timeout period (in milliseconds)
HybridPrinter.PARAM_DEFAULT	Specifies the default value (10000).

Exception

When the process fails, Epos2Exception with one of the following error value occurs.

Error status	Description
ERR_CONNECT	Communication failed.
ERR_PARAM	An invalid parameter was specified.
ERR_MEMORY	Necessary memory could not be allocated.
ERR_FAILURE	An unknown error occurred.
ERR_PROCESSING	Could not run the process.

Supplementary explanation

- ❑ The drawer and optional external buzzer cannot be connected simultaneously.
- ❑ For TM-H6000V, the “Command execution during offline” setting must be enabled.
Refer to TM-H6000V Utility User’s Manual for more information.
- ❑ Available during ePOS-Device XML control.

forceCommand

Forcibly sends the ESC/POS command.

The processing result of the devices using this API is notified to the listener method set by the [setReceiveEventListener](#) API of the HybridPrinter class.

Syntax

```
public void forceCommand(byte[] data, int timeout) throws Epos2Exception
```

Parameter

data

Forcibly sends the ESC/POS command.

Specifies the binary data.

timeout

Specifies the timeout period before completion of command transmission in milliseconds.

Value	Description
0 to 600000	Timeout period (in milliseconds)
HybridPrinter.PARAM_DEFAULT	Specifies the default value (10000).

Exception

When the process fails, Epos2Exception with one of the following error value occurs.

Error status	Description
ERR_CONNECT	Communication failed.
ERR_PARAM	An invalid parameter was specified.
ERR_MEMORY	Necessary memory could not be allocated.
ERR_FAILURE	An unknown error occurred.
ERR_PROCESSING	Could not run the process.

Supplementary explanation

- ❑ For TM-H6000V, the “Command execution during offline” setting must be enabled.
Refer to TM-H6000V Utility User’s Manual for more information.
- ❑ Available during ePOS-Device XML control.

forceReset

Forcibly sends the printer reset command.

The processing result of the devices using this API is notified to the listener method set by the [setReceiveEventListener](#) API of the HybridPrinter class.

Syntax

```
public void forceReset(int timeout) throws Epos2Exception
```

Parameter

timeout

Specifies the timeout period before completion of command transmission in milliseconds.

Value	Description
0 to 600000	Timeout period (in milliseconds)
HybridPrinter.PARAM_DEFAULT	Specifies the default value (10000).

Exception

When the process fails, Epos2Exception with one of the following error value occurs.

Error status	Description
ERR_CONNECT	Communication failed.
ERR_PARAM	An invalid parameter was specified.
ERR_MEMORY	Necessary memory could not be allocated.
ERR_FAILURE	An unknown error occurred.
ERR_PROCESSING	Could not run the process.

Supplementary explanation

- ❑ For TM-H6000V, the “Command execution during offline” setting must be enabled.
Refer to TM-H6000V Utility User’s Manual for more information.
- ❑ Available during ePOS-Device XML control.

paperType

Acquires the print method setting information.

Syntax

Getter

```
public int getPaperType()
```

Value

Acquires the set print method information.

Value	Description
HybridPrinter.PAPER_TYPE_RECEIPT	Specifies receipt printing.
HybridPrinter.PAPER_TYPE_SLIP	Specifies slip printing.
HybridPrinter.PAPER_TYPE_ENDORSE	Specifies endorsement printing.
HybridPrinter.PAPER_TYPE_VALIDATION	Specifies validation printing.

Supplementary explanation

The [selectPaperType](#) API is used to change the set value.

interval

Specifies the interval to update the printer status.

Syntax

Setter

```
public void setInterval (int interval) throws Epos2Exception
```

Getter

```
public int getInterval ()
```

Value

Specifies the interval to update the printer status (in milliseconds). The default value is 3000.

Value	Description
Integer from 1000 to 600000	Interval to update the printer status (in milliseconds).
HybridPrinter.PARAM_DEFAULT	Specifies the default value (3000).

Exception

When the process fails, Epos2Exception with one of the following error value occurs.

Error status	Description
ERR_PARAM	An invalid parameter was specified.

Supplementary explanation

The new set value takes effect upon the next printer status notification.

waitTime

Specifies the time from insertion of a paper to start of insertion operation.

Syntax

Setter

```
public void setWaitTime (int time) throws Epos2Exception
```

Getter

```
public int getWaitTime ()
```

Value

Default: 500

Value	Description
Integer from 0 to 6400	Specifies the value in milliseconds.
HybridPrinter.PARAM_DEFAULT	Specifies the default value (500).

Exception

When the process fails, Epos2Exception with one of the following error value occurs.

Error status	Description
ERR_PARAM	An invalid parameter was specified.

Supplementary explanation

Set values are rounded down to the nearest 100 milliseconds.

Example: 1 -> 0, 101 -> 100, 150 -> 100

mode40Cpl

Enables or disables the 40cpl mode.

Syntax

Setter

```
public void setMode40Cpl (int mode) throws Epos2Exception
```

Getter

```
public int getMode40Cpl ()
```

Value

Default: 40cpl mode enabled

Value	Description
HybridPrinter.TRUE	40cpl mode enabled
HybridPrinter.FALSE	40cpl mode disabled
HybridPrinter.PARAM_DEFAULT	Specifies the default (40cpl mode enabled).

Exception

When the process fails, Epos2Exception with one of the following error value occurs.

Error status	Description
ERR_PARAM	An invalid parameter was specified.

Supplementary explanation

This API does not work in the page mode.

setStatusChangeListener

Registers a listener method for a status change event.

Syntax

```
public void setStatusChangeListener
(StatusChangeListener statusChangeListener)
```

Parameter

statusChangeListener

Specifies an object which has a notification target method.

Listener interface

```
public interface StatusChangeListener extends EventListener
```

Listener method

```
void onHybdStatusChange(HybridPrinter hybridPrinterObj,
int eventType)
```

Parameter

hybridPrinterObj

The callback source object is stored.

eventType

The type of the event that occurred is stored.

Event type	Description
HybridPrinter.EVENT_ONLINE	Online
HybridPrinter.EVENT_OFFLINE	Offline
HybridPrinter.EVENT_POWER_OFF	Power off
HybridPrinter.EVENT_COVER_CLOSE	Cover close
HybridPrinter.EVENT_COVER_OPEN	Cover open
HybridPrinter.EVENT_PAPER_OK	Paper remains.
HybridPrinter.EVENT_PAPER_NEAR_END	Paper has almost run out.
HybridPrinter.EVENT_PAPER_EMPTY	Paper has run out.
HybridPrinter.EVENT_DRAWER_HIGH	Drawer kick connector pin No.3 status = "H"
HybridPrinter.EVENT_DRAWER_LOW	Drawer kick connector pin No.3 status = "L"
HybridPrinter.EVENT_INSERTION_WAIT_SLIP	Waiting for slip sheet insertion
HybridPrinter.EVENT_INSERTION_WAIT_VALIDATION	Waiting for validation sheet insertion
HybridPrinter.EVENT_INSERTION_WAIT_MICR	Waiting for slip sheet insertion

Event type	Description
HybridPrinter.EVENT_INSERTION_WAIT_NONE	Not waiting for paper insertion
HybridPrinter.EVENT_REMOVAL_WAIT_PAPER	Waiting for paper removal
HybridPrinter.EVENT_REMOVAL_WAIT_NONE	Not waiting for paper removal
HybridPrinter.EVENT_SLIP_PAPER_OK	Paper remains in the paper conveyance route for the slip mechanism
HybridPrinter.EVENT_SLIP_PAPER_EMPTY	No paper in the paper conveyance route for the slip mechanism

Supplementary explanation

- ❑ When this API is run multiple times, the listener method specified later takes effect.
- ❑ If null is specified in listener when calling this API, the registered listener method is canceled.

setReceiveEventListener

Registers a listener method for a print completion event.

Syntax

```
public void setReceiveEventListener (ReceiveListener
receiveListener)
```

Parameter

target

Specifies an object which has a notification target method.

Listener interface

```
public interface ReceiveListener extends EventListener
```

Listener method

```
void onHybReceive (HybridPrinter hybridPrinterObj, int
method, int code, String micrData, HybridPrinterStatusInfo
status)
```

Parameter

hybridPrinterObj

The callback source object is stored.

method

The method information is stored.

Method type	Description
HybridPrinter.METHOD_WAITINSERTION	Result of the waitInsertion API
HybridPrinter.METHOD_SENDDATA	Result of the sendDataAPI
HybridPrinter.METHOD_CANCELINSERTION	Result of the cancelInsertion API
HybridPrinter.METHOD_EJECTPAPER	Result of the ejectPaper API
HybridPrinter.METHOD_READMICRDATA	Result of the readMicrData API
HybridPrinter.METHOD_CLEANMICRREADER	Result of the cleanMicrReader API

code

The processing result is stored.

Code	Description
CODE_SUCCESS	Printing was successful.
CODE_CANCELED	Cancels the insertion wait status.
CODE_PRINTING	Printing

Code	Description
CODE_ERR_AUTORECOVER	Automatic recovery error occurred.
CODE_ERR_COVER_OPEN	Cover open error occurred.
CODE_ERR_CUTTER	Auto cutter error occurred.
CODE_ERR_MECHANICAL	Mechanical error occurred.
CODE_ERR_EMPTY	No paper is left in the roll paper end detector.
CODE_ERR_UNRECOVERABLE	Unrecoverable error occurred.
CODE_ERR_FAILURE	Error exists in the requested document syntax.
CODE_ERR_NOT_FOUND	Printer specified by the device ID does not exist.
CODE_ERR_SYSTEM	Error occurred with the printing system.
CODE_ERR_PORT	Error was detected with the communication port.
CODE_ERR_TIMEOUT	Print timeout occurred.
CODE_ERR_JOB_NOT_FOUND	Specified job ID does not exist.
CODE_ERR_SPOOLER	Print queue is full.
CODE_ERR_TOO_MANY_REQUESTS	Print data exceeding the printer firmware capacity was transmitted.
CODE_ERR_REQUEST_ENTITY_TOO_LARGE	Print data exceeding the maximum capacity per transfer was transmitted.
CODE_ERR_NO_MICR_DATA	MICR read result does not exist.
CODE_ERR_ILLEGAL_LENGTH	A slip sheet out of the standard was inserted.
CODE_ERR_NO_MAGNETIC_DATA	Magnetic waveform cannot be detected.
CODE_ERR_RECOGNITION	A character which cannot be analyzed was detected.
CODE_ERR_READ	Error occurred during MICR read operation.
CODE_ERR_NOISE_DETECTED	Noise error was detected.
CODE_ERR_COVER_OPEN	Cover open error occurred during MICR read operation.
CODE_ERR_PAPER_JAM	Paper jam error occurred during MICR read operation.
CODE_ERR_PAPER_PULLED_OUT	Paper removal was detected.
CODE_ERR_CANCEL_FAILED	Failed to cancel waiting for paper insertion.
CODE_ERR_PAPER_TYPE	Printer operation differs from the specified print method.
CODE_ERR_WAIT_INSERTION	Could not run the process while waiting for paper insertion.
CODE_ERR_ILLEGAL	The function was used in an illegal way.

Code	Description
CODE_ERR_INSERTED	Could not run the process while paper had already been inserted.
CODE_ERR_WAIT_REMOVAL	Could not run the process while waiting for paper removal.
CODE_ERR_DEVICE_BUSY	The specified device is in process and the process cannot be executed.

micrData

MICR read data is stored.

status

Status at the timing when the process was run is stored as the HybridPrinterStatusInfo type.

Supplementary explanation

- ❑ When this API is run multiple times, the listener method specified later takes effect.
- ❑ If null is specified in listener when calling this API, the registered listener method is canceled.
- ❑ When a communication error occurs during ePOS-Device XML control, communication disconnection is not notified.
To notify the disconnection event, implement the [setConnectionEventListener](#).
- ❑ When controlling multiple printers at a time, identify which printer has finished printing by comparing the HybridPrinter object in the caller and the hybridPrinterObj parameter.

LineDisplay class

LineDisplay

Initializes the LineDisplay class.

Syntax

```
public LineDisplay(int displaySeries, Context context) throws Epos2Exception
```

Parameter

displaySeries

Specifies the model name of the target customer display.

Value	Description
LineDisplay.DM_D110	DM-D110
LineDisplay.DM_D210	DM-D210
LineDisplay.DM_D30	DM-D30
LineDisplay.DM_D70	DM-D70

context

Specifies the application context.

Exception

When the process fails, Epos2Exception with one of the following error value occurs.

Error status	Description
ERR_PARAM	An invalid parameter was specified.
ERR_MEMORY	Necessary memory could not be allocated.

Supplementary explanation

- ❑ When iterating a process, be sure to generate and destroy instances outside the iterated process and not iterate the process at a short interval.
Memory releasing by the OS may affect the process of the Epson ePOS SDK, resulting in an invalid operation.
- ❑ When the DM-D30 connected to the TM-m30/TM-m30II/TM-m50/TM-T88VI/TM-T88VI-iHUB is replaced with the DM-D70, specify LineDisplay.DM_D30 in displaySeries.

connect

Starts communication with the customer display.

Syntax

Public void connect (String target int timeout) throws Epos2Exception

Parameter

target

Specifies the method of connecting to the printer by a character string.

The connection method varies according to the system configuration.

- Customer Display Models

<connection type>:<identifier>

I/F	Connec- tion type	Identifier	Example
Wi-Fi/Ethernet	"TCP"	<ul style="list-style-type: none"> IP address in IPv4 format MAC address Host name 	"TCP:192.168.192.168"
Bluetooth	"BT"	BD address	"BT:00:22:15:7D:70:9C"
USB	"USB"	<ul style="list-style-type: none"> Device node USB Serial number Omitted 	"USB:/dev/udev/*" "USB:00000000000000000000" "USB:"

To connect to the printer via SSL/TLS communication, specify using the following syntax.

<connection type>:<identifier>[<device ID>]

I/F	Connec- tion type	Identifier	Example
Wi-Fi/Ethernet	"TCPS"	<ul style="list-style-type: none"> IP address in IPv4 format MAC address Host name 	"TCPS:192.168.192.168[local_display]"

- TM Printer + DM-D + barcode scanner model

To connect via Wi-Fi/Ethernet network communication, specify using the following syntax.

<connection type>:<identifier>[<device ID>]

I/F	Connection type	Identifier	Example
Wi-Fi/Ethernet	"TCP"	<ul style="list-style-type: none"> • IP address in IPv4 format • MAC address • Host name 	"TCP:192.168.192.168[local_display]"

To connect via Bluetooth or USB, specify using the following syntax.

I/F	Connection type	Identifier	Example
Bluetooth	"BT"	BD address	"BT:00:22:15:7D:70:9C"
USB	"USB"	<ul style="list-style-type: none"> • Device node • USB Serial number • Omitted 	"USB:/dev/udev/*" "USB:00000000000000000000" "USB:"

- POS Terminal Model

<connection type>:<identifier>[<device ID>]

I/F	Connection type	Identifier	Example
Wi-Fi/Ethernet	<ul style="list-style-type: none"> • "TCP" • "TCPS" 	<ul style="list-style-type: none"> • IP address in IPv4 format • MAC address • Host name 	"TCP:192.168.192.168[local_display]"

To connect to the printer via SSL/TLS communication, specify TCPS in the connection type.

timeout

Specifies the maximum time (in milliseconds) to wait for communication with the printer to be established.

Value	Description
Integer from 1000 to 300000	Maximum wait time before an error is returned (in milliseconds).
LineDisplay.PARAM_DEFAULT	Specifies the default value (15000).

Exception

When the process fails, Epos2Exception with one of the following error value occurs.

Error status	Description
ERR_PARAM	An invalid parameter was passed.
ERR_CONNECT	Failed to open the device.

Error status	Description
ERR_TIMEOUT	Failed to communicate with the devices within the specified time. The printer is offline.
ERR_ILLEGAL	Tried to start communication with a printer with which communication had been already established. Tried to start communication with a printer during reconnection process.
ERR_MEMORY	Necessary memory could not be allocated.
ERR_FAILURE	An unknown error occurred.
ERR_PROCESSING	Could not run the process.
ERR_NOT_FOUND	The device could not be found.
ERR_IN_USE	The device was in use.
ERR_TYPE_INVALID	The device type is different.
ERR_RECOVERY_FAILURE	Failed to recover the printer.

Supplementary explanation

- ❑ This API is not executed on the main thread. Execute it on the sub-thread.
- ❑ Devices other than printers are exclusively locked.
- ❑ When using multi-threading to connect to multiple printers or peripheral devices, this API and [disconnect](#) cannot be started for other printers or peripheral devices until this API finishes processing. Start the next process after this API finishes processing.
- ❑ The device ID is an arbitrary character string that is set when the peripheral device is registered to the TM printer (master).
For details, refer to the Technical Reference Guide of each printer.
- ❑ When connecting through the USB, the identifiers that can be specified differ depending on the shape of the USB connector.
When the identifier is omitted, Android OS connects with the USB device found first.
When the Android terminal is set to the developer mode, you may not be able to connect through USB-A - Device Charging.

Identifier	Shape of the USB connector	
	USB-B	USB-A - Device Charging
Device node	✓	-
USB Serial number	-	✓
Omitted	✓	✓

- ❑ This API will succeed regardless of the connection status of the TM printer (master) and peripheral devices.
- ❑ If Epos2Exception including ERR_RECOVERY_FAILURE occurs, restart the printer.

disconnect

Ends communication with the customer display.

Syntax

Public void disconnect() throws Epos2Exception

Exception

When the process fails, Epos2Exception with one of the following error value occurs.

Error status	Description
ERR_ILLEGAL	Tried to end communication where it had not been established.
ERR_MEMORY	Necessary memory could not be allocated.
ERR_FAILURE	An unknown error occurred.
ERR_PROCESSING	Could not run the process.
ERR_DISCONNECT	Failed to disconnect the device. Tried to terminate communication with a printer during reconnection process.

Supplementary explanation

- ❑ This API is not executed on the main thread. Execute it on the sub-thread.
- ❑ When using multi-threading to connect to multiple printers or peripheral devices, this API and [connect](#) cannot be started for other printers or peripheral devices until this API finishes processing. Start the next process after this API finishes processing.

getStatus

Acquires the current status information.

Syntax

```
public DisplayStatusInfo getStatus()
```

Return value

The current status is returned in the DisplayStatusInfo type.

The following status information is stored in the object as a property.

Stored status information can be acquired using the getter method of each property.

Printer status	Status	Description
connection:	LineDisplay.TRUE	Connected
Connection status	LineDisplay.FALSE	Disconnected

Supplementary explanation

- ❑ This API is not executed on the main thread. Execute it on the sub-thread.
- ❑ The status object is set to the status at the timing of execution of this API and will not be updated.
- ❑ If this function is executed within a callback function, null will be returned.
- ❑ If "FALSE" is returned when connecting a DM-D30 or DM-D70, the TM printer is not connected to the terminal.

sendData

Sends the command buffer.

The error status of this API is the result of sending data to the devices.

The processing result of the devices using this API is notified to the listener method set by the [setReceiveEventListener](#) API.

This API sends data buffered by an add-type API (e.g., [addText](#)).

Syntax

```
public void sendData() throw Epos2Exception
```

Exception

When the process fails, Epos2Exception with one of the following error value occurs.

Error status	Description
ERR_MEMORY	Necessary memory could not be allocated.
ERR_FAILURE	An unknown error occurred.
ERR_PROCESSING	Processing could not be executed.
ERR_ILLEGAL	The control commands have not been buffered. This API was called while no communication had been started.

clearCommandBuffer

Clears the command buffer.

The contents buffered in the command buffer are retained until this API is called.

Syntax

```
public void clearCommandBuffer()
```

addInitialize

Initializes the customer display. Initialization changes the customer display status as follows.

- ❑ All the displayed characters are erased and all the windows are destroyed.
- ❑ Cursor settings are initialized to the default and the cursor position is returned to the origin of the customer display.
- ❑ The display blinking and brightness settings are initialized to the default.

Syntax

```
public void addInitialize ()
```

Exception

When the process fails, Epos2Exception with one of the following error value occurs.

Error status	Description
ERR_MEMORY	Necessary memory could not be allocated.
ERR_FAILURE	An unknown error occurred.

addCreateWindow

Adds window configuration to the command buffer.

Up to four windows can be configured.

Syntax

```
public int addCreateWindow(int number, int x, int y, int width, int height, int scrollMode) throw Epos2Exception
```

Parameter

number

Specifies the window number.

Value	Description
Integer from 1 to 4	Window number

x

Specifies the x coordinate of the window origin on the customer display.

Value	Description
Integer from 1 to 44	X coordinate on the customer display

y

Specifies the y coordinate of the window origin on the customer display.

Value	Description
Integer from 1 to 19	Y coordinate on the customer display

width

Specifies the window width.

Value	Description
Integer from 1 to 44	Window width

height

Specifies the window height.

Value	Description
Integer from 1 to 19	Window height

scrollMode

Specifies the window scroll mode.

Value	Description
LineDisplay.SCROLL_OVERWRITE	When the current display position is at the rightmost position of the upper line, displaying a new character moves the display position to the leftmost position of the lower line. When the current display position is at the rightmost position of the lower line, displaying a new character moves the display position to the leftmost position of the upper line.
LineDisplay.SCROLL_VERTICAL	When the current display position is at the rightmost position of the upper line, displaying a new character moves the display position to the leftmost position of the lower line. When the current display position is at the rightmost position of the lower line, displaying a new character scrolls up the characters on the lower line and clears the lower line.
LineDisplay.SCROLL_HORIZONTAL	When the current display position is at the rightmost position, displaying a new character scrolls all the characters already displayed on the cursor line to the left by one character and the new character is displayed at the rightmost position.
LineDisplay.PARAM_DEFAULT	Specifies the default value (Overwrite).

Exception

When the process fails, Epos2Exception with one of the following error value occurs.

Error status	Description
ERR_PARAM	An invalid parameter was passed.
ERR_MEMORY	Memory necessary for processing could not be allocated.
ERR_FAILURE	An unknown error occurred.

Supplementary explanation

To add a window, be careful so that the existing window(s) should not be overlapped by the new window on the customer display.

addDestroyWindow

Adds a command to destroy the window defined by [addCreateWindow](#) to the command buffer.

Syntax

```
public void addDestroyWindow(int number) throw  
Epos2Exception
```

Parameter

number

Specifies the number of the window to destroy.

Value	Description
Integer from 1 to 4	Number of the window to destroy

Exception

When the process fails, Epos2Exception with one of the following error value occurs.

Error status	Description
ERR_PARAM	An invalid parameter was passed.
ERR_MEMORY	Memory necessary for processing could not be allocated.
ERR_FAILURE	An unknown error occurred.

addSetCurrentWindow

Adds a command to move to another window to the command buffer.

Specify one of the windows defined by [addCreateWindow](#) to set it as the new current window.

The cursor will move to the origin of the new window.

Syntax

```
public void addSetCurrentWindow(int number) throw
Epos2Exception
```

Parameter

number

Specifies a window number of a destination window.

Value	Description
Integer from 1 to 4	Window number of a destination window

Exception

When the process fails, Epos2Exception with one of the following error value occurs.

Error status	Description
ERR_PARAM	An invalid parameter was passed.
ERR_MEMORY	Memory necessary for processing could not be allocated.
ERR_FAILURE	An unknown error occurred.

addClearCurrentWindow

Adds a window clear command for the current window to the command buffer.

Syntax

```
public void addClearCurrentWindow() throw Epos2Exception
```

Exception

When the process fails, Epos2Exception with one of the following error value occurs.

Error status	Description
ERR_MEMORY	Memory necessary for processing could not be allocated.
ERR_FAILURE	An unknown error occurred.

addCreateScreen

Adds the setting of the base window to the command buffer.

This API is used to call the layout setting of the base window having customer display.

Syntax

```
public void addCreateScreen(int mode) throws
Epos2Exception
```

Parameter

mode

Specifies the combination of the display area of the base window and the screen configuration (text/image).

Value	Installation method	Area (columns × rows)	Screen configuration
LineDisplay.LAYOUT_MODE_1	Landscape orientation	20 x 2	“Horizontal split” Divided equally into top and bottom portions. Top: Text, Bottom: Image
LineDisplay.LAYOUT_MODE_2	Landscape orientation	20 x 2	“Horizontal split” Divided equally into top and bottom portions. Top: Image, Bottom: Text
LineDisplay.LAYOUT_MODE_3	Landscape orientation	20 x 2	“Display in center” Only text is displayed at the center. No division.
LineDisplay.LAYOUT_MODE_4	Landscape orientation	32 x 4	“Horizontal split” Divided equally into top and bottom portions. Top: Text, Bottom: Image
LineDisplay.LAYOUT_MODE_5	Landscape orientation	32 x 4	“Horizontal split” Divided equally into top and bottom portions. Top: Image, Bottom: Text
LineDisplay.LAYOUT_MODE_6	Landscape orientation	32 x 4	“Display in center” Only text is displayed at the center. No division.
LineDisplay.LAYOUT_MODE_7	Landscape orientation	42 x 8	“Horizontal split” Divided equally into top and bottom portions. Top: Text, Bottom: Image

Value	Installation method	Area (columns × rows)	Screen configuration
LineDisplay.LAYOUT_MODE_8	Landscape orientation	42 x 8	“Horizontal split” Divided equally into top and bottom portions. Top: Image, Bottom: Text
LineDisplay.LAYOUT_MODE_9	Landscape orientation	42 x 8	“Display in center” Only text is displayed at the center. No division.
LineDisplay.LAYOUT_MODE_10	Landscape orientation	32 x 3	“Horizontal split” Divided equally into top and bottom portions. Top: Text, Bottom: Image
LineDisplay.LAYOUT_MODE_11	Landscape orientation	32 x 3	“Horizontal split” Divided equally into top and bottom portions. Top: Image, Bottom: Text
LineDisplay.LAYOUT_MODE_12	Landscape orientation	32 x 3	“Display in center” Only text is displayed at the center. No division.
LineDisplay.LAYOUT_MODE_13	Landscape orientation	32 x 2	“Horizontal split” Divided equally into top and bottom portions. Top: Text, Bottom: Image
LineDisplay.LAYOUT_MODE_14	Landscape orientation	32 x 2	“Horizontal split” Divided equally into top and bottom portions. Top: Image, Bottom: Text
LineDisplay.LAYOUT_MODE_15	Landscape orientation	32 x 2	“Display in center” Only text is displayed at the center. No division.

Exception

When the process fails, Epos2Exception with one of the following error value occurs.

Error status	Description
ERR_PARAM	An invalid parameter was passed.
ERR_MEMORY	Sufficient memory required for processing could not be allocated.
ERR_FAILURE	An unknown error occurred.

Supplementary explanation

If this API is executed, all items displayed in customer display are erased.

addCreateScreenCustom

Adds the setting of the base window to the command buffer.

This API enables the specification of width and height in the screen configuration of the base window having customer display.

Syntax

```
public void addCreateScreenCustom(int mode, int column, int row) throws Epos2Exception
```

Parameter

mode

Specifies the screen configuration of base window (text/image).

Value	Installation method	Screen configuration
LineDisplay.LANDSCAPE_LAYOUT_MODE_1	Landscape orientation	"Full screen" The text/image is displayed on the entire page. No division.
LineDisplay.LANDSCAPE_LAYOUT_MODE_2	Landscape orientation	"Vertical split" Divided equally into left and right portions. Left: Image, Right: Text
LineDisplay.LANDSCAPE_LAYOUT_MODE_3	Landscape orientation	"Vertical split" Divided equally into left and right portions. Left: Text, Right: Image
LineDisplay.LANDSCAPE_LAYOUT_MODE_4	Landscape orientation	"Horizontal split" Divided equally into top and bottom portions. Top: Text, Bottom: Image
LineDisplay.LANDSCAPE_LAYOUT_MODE_5	Landscape orientation	"Horizontal split" Divided equally into top and bottom portions. Top: Image, Bottom: Text
LineDisplay.PORTRAIT_LAYOUT_MODE_1	Portrait orientation	"Full screen" The text/image is displayed on the entire page. No division.
LineDisplay.PORTRAIT_LAYOUT_MODE_2	Portrait orientation	"Horizontal split" Divided equally into top and bottom portions. Top: Text, Bottom: Image
LineDisplay.PORTRAIT_LAYOUT_MODE_3	Portrait orientation	"Horizontal split" Divided equally into top and bottom portions. Top: Image, Bottom: Text

Value	Installation method	Screen configuration
LineDisplay.PORTRAIT_LAYOUT_MODE_4	Portrait orientation	"Horizontal split 1:2" Divided into top and bottom portions in the ratio of 1:2. Top: Text, Bottom: Image
LineDisplay.PORTRAIT_LAYOUT_MODE_5	Portrait orientation	"Horizontal split 2:1" Divided into top and bottom portions in the ratio of 2:1. Top: Image, Bottom: Text
LineDisplay.PORTRAIT_LAYOUT_MODE_6	Portrait orientation	"Horizontal split 2:1" Divided into top and bottom portions in the ratio of 2:1. Top: Text, Bottom: Image
LineDisplay.PORTRAIT_LAYOUT_MODE_7	Portrait orientation	"Horizontal split 1:2" Divided into top and bottom portions in the ratio of 1:2. Top: Image, Bottom: Text

column

Specifies the width (number of columns) of the base window display area.

Value	Description
Integer from 1 to 44	Effective specification range during landscape orientation
Integer from 1 to 22	Effective specification range during portrait orientation

row

Specifies the height (number of rows) of the base window display area.

Value	Description
Integer from 1 to 13	Effective specification range during landscape orientation
Integer from 1 to 19	Effective specification range during portrait orientation

Exception

When the process fails, Epos2Exception with one of the following error value occurs.

Error status	Description
ERR_PARAM	An invalid parameter was passed.
ERR_MEMORY	Sufficient memory required for processing could not be allocated.
ERR_FAILURE	An unknown error occurred.

Supplementary explanation

- ❑ If this API is executed, all items displayed in customer display are erased.
- ❑ Ignored when a value out of the effective specification range is specified in column, row.

addCreateTextArea

Adds the window setting to the command buffer.

A maximum of up to four windows can be set.

Syntax

```
public void addCreateTextArea(int number, int x, int y, int width, int height, int scrollMode) throws Epos2Exception
```

Parameter

number

Specifies the window number.

Value	Description
Integer from 1 to 4	Window number

x

Specifies the x-coordinate on the customer display of window origin.

Value	Description
Integer from 1 to 44	x-coordinate on customer display

y

Specifies the y-coordinate on the customer display of window origin.

Value	Description
Integer from 1 to 19	y-coordinate on customer display

width

Specifies the window width.

Value	Description
Integer from 1 to 44	Window width

height

Specifies the window height.

Value	Description
Integer from 1 to 19	Window height

scrollMode

Specifies the window scroll mode.

Value	Description
LineDisplay.SCROLL_OVERWRITE	If character display is performed when the display position is at the upper right end, the display position moves to the lower left end, and if character display is performed when the display position is at the lower right end, the display position moves to the upper left end.
LineDisplay.SCROLL_VERTICAL	If character display is performed when the display position is at the upper right end, the display position moves to the lower left end, and if character display is performed when the display position is at the lower right end, the lower display characters that are already displayed are scrolled to the top, and the lower display is cleared.
LineDisplay.SCROLL_HORIZONTAL	If character display is performed when the display position is at the right end, all display characters that are already displayed in the row with the cursor are scrolled to the left by one character, and the new display characters are displayed at the right end.
LineDisplay.PARAM_DEFAULT	Selects the default value (Overwrite)

Exception

When the process fails, Epos2Exception with one of the following error value occurs.

Error status	Description
ERR_PARAM	An invalid parameter was passed.
ERR_MEMORY	Sufficient memory required for processing could not be allocated.
ERR_FAILURE	An unknown error occurred.

Supplementary explanation

When setting an additional window, take care that the already-set window and the setting range on the customer display do not overlap.

addDestroyTextArea

Adds the deletion setting of the window defined in [addCreateTextArea](#) to the command buffer.

Syntax

```
public void addDestroyTextArea(int number) throws  
Epos2Exception
```

Parameter

number

Specifies the window number to be deleted.

Value	Description
Integer from 1 to 4	Window number to be deleted

Exception

When the process fails, Epos2Exception with one of the following error value occurs.

Error status	Description
ERR_PARAM	An invalid parameter was passed.
ERR_MEMORY	Sufficient memory required for processing could not be allocated.
ERR_FAILURE	An unknown error occurred.

addSetCurrentTextArea

Adds the change setting of the current window to the command buffer.

Specifies the window defined in [addCreateTextArea](#), and sets it as the current window.

Moves the cursor to the origin position of the current window.

Syntax

```
public void addSetCurrentTextArea(int number) throws  
Epos2Exception
```

Parameter

number

Specifies the destination window number.

Value	Description
Integer from 1 to 4	Destination window number

Exception

When the process fails, Epos2Exception with one of the following error value occurs.

Error status	Description
ERR_PARAM	An invalid parameter was passed.
ERR_MEMORY	Sufficient memory required for processing could not be allocated.
ERR_FAILURE	An unknown error occurred.

addClearCurrentTextArea

Adds the display deletion in the current window to the command buffer.

Syntax

```
public void addClearCurrentTextArea() throws  
Epos2Exception
```

Exception

When the process fails, Epos2Exception with one of the following error value occurs.

Error status	Description
ERR_MEMORY	Sufficient memory required for processing could not be allocated.
ERR_FAILURE	An unknown error occurred.

addSetCursorPosition

Adds cursor position setting to the command buffer.

Syntax

```
public void addSetCursorPosition(int x, int y) throw
Epos2Exception
```

Parameter

x

Specifies the destination x coordinate.

Value	Description
Integer from 1 to 44	Destination x coordinate

y

Specifies the destination y coordinate.

Value	Description
Integer from 1 to 19	Destination y coordinate

Exception

When the process fails, Epos2Exception with one of the following error value occurs.

Error status	Description
ERR_PARAM	An invalid parameter was passed.
ERR_MEMORY	Memory necessary for processing could not be allocated.
ERR_FAILURE	An unknown error occurred.

Supplementary explanation

- ❑ Use [addMoveCursorPosition](#) to move within a window.
- ❑ In DM-D70 (Standard mode), the cursor position is set in the current window specified in [addSetCurrentTextArea](#), with the top left as the origin.
If the window is not specified in [addSetCurrentTextArea](#), set the cursor position in the base window, with the top left as the origin.
- ❑ In DM-D70 (Column/row fixed mode), the cursor position is set in the base window, with the top left as the origin.
- ❑ The value that can be specified in the x, y parameters varies depending on the customer display used and its display modes, as well as the installation method.

	x	y
DM-D30	Integer from 1 to 20	Integer from 1 to 2
DM-D110		
DM-D210		
DM-D70 (Column/row fixed mode)		
DM-D70 (Standard mode: Landscape orientation)	Integer from 1 to 44	Integer from 1 to 13
DM-D70 (Standard mode: Portrait orientation)	Integer from 1 to 22	Integer from 1 to 19

addMoveCursorPosition

Adds cursor position setting within the current window to the command buffer.

Syntax

```
public void addMoveCursorPosition(int position) throw
Epos2Exception
```

Parameter

position

Specifies the new cursor position within the current window.

Value	Description
LineDisplay.MOVE_TOP_LEFT	Sets the new position to the top left edge.
LineDisplay.MOVE_TOP_RIGHT	Sets the new position to the top right edge.
LineDisplay.MOVE_BOTTOM_LEFT	Sets the new position to the bottom left edge.
LineDisplay.MOVE_BOTTOM_RIGHT	Sets the new position to the bottom right edge.
LineDisplay.PARAM_DEFAULT	Specifies the default value (top left edge).

Exception

When the process fails, Epos2Exception with one of the following error value occurs.

Error status	Description
ERR_PARAM	An invalid parameter was passed.
ERR_MEMORY	Memory necessary for processing could not be allocated.
ERR_FAILURE	An unknown error occurred.

Supplementary explanation

- ❑ In DM-D70 (Standard mode), move the cursor to the specified position from the origin of the window specified in [addSetCurrentTextArea](#).
If the window is not specified in [addSetCurrentTextArea](#), move the cursor to the specified position from the origin of the base window.
- ❑ In DM-D70 (Column/row fixed mode), move the cursor to the specified position from the origin of the base window.

addSetCursorType

Adds cursor display setting to the command buffer.

Syntax

```
public void addSetCursorType(int type) throw Epos2Exception
```

Parameter

type

Specifies the cursor display method.

Value	Description
LineDisplay.CURSOR_NONE	No cursor display
LineDisplay.CURSOR_UNDERLINE	Underscore
LineDisplay.PARAM_DEFAULT	Specifies the default value (no cursor display).

Exception

When the process fails, Epos2Exception with one of the following error value occurs.

Error status	Description
ERR_PARAM	An invalid parameter was passed.
ERR_MEMORY	Necessary memory could not be allocated.
ERR_FAILURE	An unknown error occurred.

addText

Adds string display setting to the command buffer.

Syntax

- ❑ `public void addText(String data) throws Epos2Exception`
- ❑ `public void addText(String data, int lang) throws Epos2Exception`
- ❑ `public void addText(String data, int x, int y) throws Epos2Exception`
- ❑ `public void addText(String data, int x, int y, int lang) throws Epos2Exception`
- ❑ `public void addText(String data, int x, int y, int lang, int r, int g, int b) throws Epos2Exception`

Parameter

data

Specifies the string to display.

lang

Specifies the language to display the string.

Value	Description
LineDisplay.LANG_EN (default)	English
LineDisplay.LANG_JA	Japanese
LineDisplay.LANG_MULTI	Multiple languages (UTF-8)
LineDisplay.PARAM_DEFAULT	Specifies the default value (English).
LineDisplay.PARAM_UNUSE	Not used.

x

Specifies the x coordinate of the display position.

Value	Description
Integer from 1 to 44	X coordinate of the display position
LineDisplay.PARAM_UNUSE	Not used.

y

Specifies the y coordinate of the display position.

Value	Description
Integer from 1 to 19	Y coordinate of the display position
LineDisplay.PARAM_UNUSE	Not used.

r

Specifies the red color value of the string to be displayed.

Value	Description
Integer from 0 to 255	Red color value
LineDisplay.PARAM_UNUSE	Not used.

g

Specifies the green color value of the string to be displayed.

Value	Description
Integer from 0 to 255	Green color value
LineDisplay.PARAM_UNUSE	Not used.

b

Specifies the blue color value of the string to be displayed.

Value	Description
Integer from 0 to 255	Blue color value
LineDisplay.PARAM_UNUSE	Not used.

Exception

When the process fails, Epos2Exception with one of the following error value occurs.

Error status	Description
ERR_PARAM	An invalid parameter was passed.
ERR_MEMORY	Necessary memory could not be allocated.
ERR_FAILURE	An unknown error occurred.

Supplementary explanation

- ❑ Parameters x and y specify coordinates with the origin at the top left of the customer display.
- ❑ If the coordinates of the display position are omitted, the coordinates of the cursor position upon execution of `addText` are used.
- ❑ The value that can be specified in the x, y parameters varies depending on the customer display used and its display modes, as well as the installation method.

	x	y
DM-D30	1 to 20	1 to 2
DM-D110		
DM-D210		
DM-D70 (Column/row fixed mode)		
DM-D70 (Standard mode: Landscape orientation)	1 to 44	1 to 13
DM-D70 (Standard mode: Portrait orientation)	1 to 22	1 to 19

- ❑ Specify the setting value in both x and y parameters.
If only a single parameter is specified, the Epos2Exception including the error status does not occur, but nothing is displayed.
- ❑ Specify the r, g, b parameters in the RGB565 format.
- ❑ When changing the color of the string to be displayed, specify the setting value in all of the r, g, and b parameters.
- ❑ If the setting value is specified in all of the r, g, and b parameters, the font color changes from the position coordinates specified in the x, y parameters.
- ❑ If LineDisplay.LANG_MULTI is specified in the lang parameter, the font color returns to the default setting of the customer display.
If the r, g, b parameters are specified after specifying LineDisplay.LANG_MULTI in the lang parameter, then r, g, and b are processed after lang, and therefore, the font color specified in r, g, b is applied.

addReverseText

Adds reverse text display setting to the command buffer.

Syntax

- ❑ `public void addReverseText(String data) throws Epos2Exception`
- ❑ `public void addReverseText(String data, int lang) throws Epos2Exception`
- ❑ `public void addReverseText(String data, int x, int y) throws Epos2Exception`
- ❑ `public void addReverseText(String data, int x, int y, int lang) throws Epos2Exception`

Parameter

data

Specifies the string to display.

lang

Specifies the language to display the string.

Value	Description
LineDisplay.LANG_EN (default)	English
LineDisplay.LANG_JA	Japanese
LineDisplay.PARAM_DEFAULT	Specifies the default value (English).

x

Specifies the x coordinate of the display position.

Value	Description
Integer from 1 to 20	X coordinate of the display position

y

Specifies the y coordinate of the display position.

Value	Description
Integer from 1 to 2	Y coordinate of the display position

Exception

When the process fails, Epos2Exception with one of the following error value occurs.

Error status	Description
ERR_PARAM	An invalid parameter was passed.
ERR_MEMORY	Necessary memory could not be allocated.
ERR_FAILURE	An unknown error occurred.

Supplementary explanation

- ❑ Parameters x and y specify coordinates with the origin at the top left of the customer display.
- ❑ If the coordinates of the display position are omitted, the coordinates of the cursor position upon execution of [addText](#) are used.

addMarqueeText

Adds marquee display setting to the command buffer.

The marquee is displayed on a single line in the horizontal scroll mode, without regard to the scroll mode setting of the display window.

Syntax

```
public void addMarqueeText(String data ,int format, int
unitWait, int repeatWait, int repeatCount, int lang) throws
Epos2Exception
```

Parameter

data

Specifies the string to display.

format

Specifies how to display the string.

Value	Description
LineDisplay.MARQUEE_WALK	Displays the text from the rightmost position of the window.
LineDisplay.MARQUEE_PLACE	Displays the text from the leftmost position of the window.
LineDisplay.PARAM_DEFAULT	Specifies the default value (Walk).

unitWait

Specifies the display interval per character (in milliseconds).

Value	Description
Integer from 1 to 2000	Display interval per character (in milliseconds).

repeatWait

Specifies the display repeat interval (in milliseconds).

Value	Description
Integer from 1 to 2000	Display repeat interval (in milliseconds)

repeatCount

Specifies the display repeat count.

Value	Description
Integer from 1 to 127	Display repeat count
0	Unlimited

lang

Specifies the language to display the string.

Value	Description
LineDisplay.LANG_EN	English
LineDisplay.LANG_JA	Japanese
LineDisplay.PARAM_DEFAULT	Specifies the default value (English).

Exception

When the process fails, Epos2Exception with one of the following error value occurs.

Error status	Description
ERR_PARAM	An invalid parameter was passed.
ERR_MEMORY	Memory necessary for processing could not be allocated.
ERR_FAILURE	An unknown error occurred.

Supplementary explanation

- ❑ When using DM-D30 or DM-D70 and when using a combination of TM-H6000V with DM-D110/DM-D210, "0" is only allowed in repeatCount.
- ❑ When controlling DM-D30 or DM-D70, its marquee display may be distorted if the interval for displaying text is too short due to the characteristics of the LCD.
For unitWait and repeatWait, the following values are recommended.
DM-D30: 600 msec or more
DM-D70: 100 msec or more

addSetBlink

Adds screen blink setting to the command buffer.

Syntax

```
public void addSetBlink(int interval) throws Epos2Exception
```

Parameter

interval

Specifies the blink interval (in milliseconds). The setting value is rounded to the nearest 50 milliseconds.

Value	Description
Integer from 1 to 12700	Blink interval (in milliseconds)
0	Continuously lit
LineDisplay.PARAM_DEFAULT	Specifies the default (continuously lit).

Exception

When the process fails, Epos2Exception with one of the following error value occurs.

Error status	Description
ERR_PARAM	An invalid parameter was passed.
ERR_MEMORY	Memory necessary for processing could not be allocated.
ERR_FAILURE	An unknown error occurred.

addSetBrightness

Adds brightness setting of the customer display to the command buffer.

Syntax

```
public void addSetBrightness(int brightness) throws
Epos2Exception
```

Parameter

brightness

Specifies the brightness value of the customer display.

Value	Description
LineDisplay.BRIGHTNESS_20	Sets the customer display brightness to 20%.
LineDisplay.BRIGHTNESS_40	Sets the customer display brightness to 40%.
LineDisplay.BRIGHTNESS_60	Sets the customer display brightness to 60%.
LineDisplay.BRIGHTNESS_100	Sets the customer display brightness to 100%.
LineDisplay.PARAM_DEFAULT	Specifies the default value (brightness 100%).

Exception

When the process fails, Epos2Exception with one of the following error value occurs.

Error status	Description
ERR_PARAM	An invalid parameter was passed.
ERR_MEMORY	Memory necessary for processing could not be allocated.
ERR_FAILURE	An unknown error occurred.

addBackgroundColor

Adds the specification of the background color to the command buffer.

The background color from the beginning till the end of the row specified in the text area can be changed.

Syntax

```
public void addBackgroundColor(int row, int r, int g, int b)
throws Epos2Exception
```

Parameter

row

Specifies the row to which the background color is applied.

Value	Description
Integer from 1 to 19	Changes the background color of the specified row.
LineDisplay.EVEN_ROWS	Changes the background color of all even rows.
LineDisplay.ODD_ROWS	Changes the background color of all odd rows.
LineDisplay.ALL_ROWS	Changes the background color of all rows.

r

Specifies the red color value of the background color.

Value	Description
Integer from 0 to 255	Red color value

g

Specifies the green color value of the background color.

Value	Description
Integer from 0 to 255	Green color value

b

Specifies the blue color value of the background color.

Value	Description
Integer from 0 to 255	Blue color value

Exception

When the process fails, Epos2Exception with one of the following error value occurs.

Error status	Description
ERR_PARAM	An invalid parameter was passed.

Error status	Description
ERR_MEMORY	Sufficient memory required for processing could not be allocated.
ERR_FAILURE	An unknown error occurred.

Supplementary explanation

- ❑ To individually specify the background color in a plurality of windows, define the window in [addSetCurrentTextArea](#) before executing this API.
If the window is defined beforehand, the background color can be specified individually for each window.
By dividing the window at the position where the background color is to be changed, the background color can be changed in the middle of the row.
- ❑ The background color can be applied only to the text area.
- ❑ Specify the r, g, b parameters in the RGB565 format.
- ❑ Specify the setting value in all of the r, g, and b parameters.
- ❑ To apply the background color to a plurality of rows, execute this API a plurality of times.

addStartSlideShow

Adds the start of the slide show to the command buffer.

Syntax

```
public void addStartSlideShow(int interval) throws  
Epos2Exception
```

Parameter

interval

Specifies the switching period of the slide show (in milliseconds).

Value	Description
Integer from 200 to 51000	Switching period of the slide show (in milliseconds)

Exception

When the process fails, Epos2Exception with one of the following error value occurs.

Error status	Description
ERR_PARAM	An invalid parameter was passed.
ERR_MEMORY	Sufficient memory required for processing could not be allocated.
ERR_FAILURE	An unknown error occurred.

addStopSlideShow

Adds the stopping of the slide show to the command buffer.

Syntax

```
public void addStopSlideShow() throws Epos2Exception
```

Exception

When the process fails, Epos2Exception with one of the following error value occurs.

Error status	Description
ERR_MEMORY	Sufficient memory required for processing could not be allocated.
ERR_FAILURE	An unknown error occurred.

addDownloadImage

Adds the display of the image registered in [addRegisterDownloadImage](#) to the command buffer.

Syntax

```
public void addDownloadImage(int key1, int key2, int dotX,
    int dotY, int width, int height) throws Epos2Exception
```

Parameter

key1

Specifies keycode 1 indicated in [addRegisterDownloadImage](#).

Value	Description
Integer from 0 to 255	Keycode 1

key2

Specifies keycode 2 indicated in [addRegisterDownloadImage](#).

Value	Description
Integer from 0 to 255	Keycode 2

dotX

Specifies the x-coordinate of the image display position, with the top left of the customer display as the origin.

Value	Description
Integer from 0 to 799	Effective specification range during landscape orientation
Integer from 0 to 479	Effective specification range during portrait orientation

dotY

Specifies the y-coordinate of the image display position, with the top left of the customer display as the origin.

Value	Description
Integer from 0 to 479	Effective specification range during landscape orientation
Integer from 0 to 799	Effective specification range during portrait orientation

width

Specifies the width display size (in dots) of the image.

Value	Description
Integer from 0 to 1440	Width display size (in dots) of the image

height

Specifies the height display size (in dots) of the image.

Value	Description
Integer from 0 to 1440	Height display size (in dots) of the image

Exception

When the process fails, Epos2Exception with one of the following error value occurs.

Error status	Description
ERR_PARAM	An invalid parameter was passed.
ERR_MEMORY	Sufficient memory required for processing could not be allocated.
ERR_FAILURE	An unknown error occurred.

Supplementary explanation

- ❑ Can be used when the layout is specified in [addCreateScreenCustom](#).
- ❑ To display in the size of the original image, specify 0 in both the width and height parameters.
- ❑ The image is not displayed if it does not fit into the display area.
- ❑ The image specified by this API is displayed in front of the text or image being displayed during the execution.
- ❑ When using a transmission image, use data in the png format.

addRegisterDownloadImage

Adds the registration of the image data to the command buffer.

The specified image data can be registered in the download graphics area of customer display, and can be called by [addDownloadImage](#).

Syntax

```
public void addRegisterDownloadImage(byte[] data, int key1,
int key2) throws Epos2Exception
```

Parameter

data

Specifies the binary data in the png format or jpg format.

key1

Specifies keycode 1.

Value	Description
Integer from 48 to 57, 65 to 90, and 97 to 122	Keycode 1

key2

Specifies keycode 2.

Value	Description
Integer from 48 to 57, 65 to 90, and 97 to 122	Keycode 2

Exception

When the process fails, Epos2Exception with one of the following error value occurs.

Error status	Description
ERR_PARAM	An invalid parameter was passed.
ERR_MEMORY	Sufficient memory required for processing could not be allocated.
ERR_FAILURE	An unknown error occurred.

Supplementary explanation

- ❑ This API cannot be used simultaneously with other APIs.
After executing this API, do not execute any other API until the callback is returned.
- ❑ Execute a [sendData](#) API after each execution of this API to register images one by one.
- ❑ If Epos2Exception including the error status occurs in the [sendData](#) execution results after the execution of this API, restart the printer.
Depending on the system environment, it may take some time for the recovery process.
- ❑ If the power supply to the customer display is cut off, the registered image is erased.

- ❑ As the data size of the image to be registered increases, the processing time becomes longer. (Max. 320 seconds)
- ❑ If the data size of the image to be registered is large, and the communication environment is poor, the image may not be registered in this API.
If the image cannot be registered in this API, use a dedicated Utility software.
For details on the dedicated Utility software, refer to the Technical Reference Guide of each customer display.
- ❑ If an image is registered in the specified keycode, it is overwritten and registered.
- ❑ Image data expressed in the pixel format of YCbCr422 or YCbCr420 can be used.
- ❑ The image size should be about 100 KB although the upper limit of the image size is 1.5 MB.
- ❑ Total size of images that can be registered is 1.5 MB.
This API converts the image format and pixel count so that the customer displays can process the images and then register them. The conversion processing may increase the size of images, so ensure that there is sufficient free space in the download graphics area to accommodate the total size of the images to be registered.
No error is returned when registration was not successful due to insufficient free space in the download graphics area.
- ❑ When using a transmission image, use data in the png format.
- ❑ Please use an image that matches the size of the image area in the customer display.
Using an image larger than the size of the image area will cause the image to be trimmed to fit the size of the image area.

addNVImage

Adds the display of the image registered in the NV Graphics area of the customer display to the command buffer.

Syntax

```
public void addNVImage(int key1, int key2, int dotX, int dotY,
    int width, int height) throws Epos2Exception
```

Parameter

key1

Specifies keycode 1 of NV Graphics.

Value	Description
Integer from 0 to 255	Keycode 1

key2

Specifies keycode 2 of NV Graphics.

Value	Description
Integer from 0 to 255	Keycode 2

dotX

Specifies the x-coordinate of the image display position, with the top left of the customer display as the origin.

Value	Description
Integer from 0 to 799	Effective specification range during landscape orientation
Integer from 0 to 479	Effective specification range during portrait orientation

dotY

Specifies the y-coordinate of the image display position, with the top left of the customer display as the origin.

Value	Description
Integer from 0 to 479	Effective specification range during landscape orientation
Integer from 0 to 799	Effective specification range during portrait orientation

width

Specifies the width display size (in dots) of the image.

Value	Description
Integer from 0 to 1440	Width display size (in dots) of the image

height

Specifies the height display size (in dots) of the image.

Value	Description
Integer from 0 to 1440	Height display size (in dots) of the image

Exception

When the process fails, Epos2Exception with one of the following error value occurs.

Error status	Description
ERR_PARAM	An invalid parameter was passed.
ERR_MEMORY	Sufficient memory required for processing could not be allocated.
ERR_FAILURE	An unknown error occurred.

Supplementary explanation

- ❑ Can be used when the layout is specified in [addCreateScreenCustom](#).
 - ❑ To display in the size of the original image, specify 0 in both the width and height parameters.
 - ❑ The image is not displayed if it does not fit into the display area.
 - ❑ The image specified by this API is displayed in front of the text or image being displayed during the execution of the API.
 - ❑ When using a transmission image, use data in the png format.
 - ❑ Use the dedicated Utility software for registration of the image to the NV Graphics area of customer display.
- For details, refer to the Technical Reference Guide of each customer display.

addClearImage

Adds the deletion of the image being displayed to the command buffer.

Syntax

```
public void addClearImage() throws Epos2Exception
```

Exception

When the process fails, Epos2Exception with one of the following error value occurs.

Error status	Description
ERR_MEMORY	Sufficient memory required for processing could not be allocated.
ERR_FAILURE	An unknown error occurred.

Supplementary explanation

In this API, the image displayed in the image area is deleted.

To delete the image displayed in the text area, initialize the customer display in [addInitialize](#).

addSymbol

Adds the display of the two-dimensional symbol to the command buffer.

Syntax

```
public void addSymbol(java.lang.String data, int type, int level,
    int width, int height, int dotX, int dotY, int quietZone) throws
    Epos2Exception
```

Parameter

data

Specifies the two-dimensional symbol data as a string.

Specify a string in accordance with the standard of the two-dimensional symbol specified in type.

Type	Description
QR Code Model 1	After converting the string to shift JIS, perform the escape sequence processing, select the data type from the following, and perform encoding. <ul style="list-style-type: none"> Numbers: 0 to 9 Alphanumeric characters: 0 to 9, A to Z, space, \$, %, *, +, -, ., /, : Kanji characters: Kanji characters that can be expressed in shift JIS 8-bit byte data: 0x00 to 0xff
QR Code Model 2	

When specifying binary data that cannot be expressed as a string, specify in the following escape sequence.

String	Description
\xnn	Control code (nn is specified in hexadecimal)
\\	Backslash

type

Specifies the type of the two-dimensional symbol.

Value	Description
LineDisplay.SYMBOL_QRCODE_MODEL_1	QR Code Model 1
LineDisplay.SYMBOL_QRCODE_MODEL_2	QR Code Model 2

level

Specifies the error revision level.

Value	Description
LineDisplay.LEVEL_L	Error revision level L
LineDisplay.LEVEL_M	Error revision level M
LineDisplay.LEVEL_Q	Error revision level Q
LineDisplay.LEVEL_H	Error revision level H

Value	Description
LineDisplay.PARAM_DEFAULT	Select the default value (error revision level M).

width

Specifies the module width (in dots).

Value	Description
Integer from 1 to 255	Effective specification range of QR Code (initial value: 3) Integer from 3 to 16

height

Specifies the module height (in dots).

Value	Description
Integer from 1 to 255	No effective specification range of QR Code. Since the QR Code is square, the specification of the height is ignored.

dotX

Specifies the origin of the x-coordinate for displaying the two-dimensional symbol (in dots).

Value	Description
Integer from 0 to 799	Effective specification range during landscape orientation
Integer from 0 to 479	Effective specification range during portrait orientation

dotY

Specifies the origin of the y-coordinate for displaying the two-dimensional symbol (in dots).

Value	Description
Integer from 0 to 479	Effective specification range during landscape orientation
Integer from 0 to 799	Effective specification range during portrait orientation

quietZone

Specifies whether quiet zone assignment is enabled or disabled.

Value	Description
LineDisplay.TRUE	Enabled
LineDisplay.FALSE	Disabled

Exception

When the process fails, Epos2Exception with one of the following error value occurs.

Error status	Description
ERR_PARAM	An invalid parameter was passed.
ERR_MEMORY	Sufficient memory required for processing could not be allocated.
ERR_FAILURE	An unknown error occurred.

Supplementary explanation

- ❑ Can be used when the layout is specified in [addCreateScreenCustom](#).
- ❑ In case there is overlapping with the display of text or image, the two-dimensional symbol is displayed right in front.
- ❑ If the two-dimensional symbol data specified in data is not in accordance with the type of the two-dimensional symbol specified in type, the error status is not returned and the two-dimensional symbol is not displayed.
- ❑ If quiet zone assignment is enabled, a dot white margin (quiet zone) that is four times the value specified in width is added at the top, bottom, left, and right of the two-dimensional symbol.
- ❑ To enable quiet zone assignment, specify a value in dotX and dotY, with top left of the quiet zone as the origin.

addClearSymbol

Adds the deletion of the two-dimensional symbol being displayed to the command buffer.

Syntax

```
public void addClearSymbol() throws Epos2Exception
```

Exception

When the process fails, Epos2Exception with one of the following error value occurs.

Error status	Description
ERR_MEMORY	Sufficient memory required for processing could not be allocated.
ERR_FAILURE	An unknown error occurred.

Supplementary explanation

If the two-dimensional symbol being displayed overlaps the image, the image at the overlapping portion is erased together with the two-dimensional symbol.

addShowClock

Adds time display setting to the command buffer.

Displaying the time clears all the displayed text. Additionally, sending other commands while the time is displayed closes the time display.

Syntax

```
public void addShowClock() throws Epos2Exception
```

Exception

When the process fails, Epos2Exception with one of the following error value occurs.

Error status	Description
ERR_MEMORY	Memory necessary for processing could not be allocated.
ERR_FAILURE	An unknown error occurred.

addCommand

Adds the ESC/POS command to the command buffer.

Syntax

```
public void addCommand(byte[] data) throws Epos2Exception
```

Parameter

data

Specifies the ESC/POS command.

Specifies the binary data.

Exception

When the process fails, Epos2Exception with one of the following error value occurs.

Error status	Description
ERR_PARAM	An invalid parameter was passed.
ERR_MEMORY	Memory necessary for processing could not be allocated.
ERR_FAILURE	An unknown error occurred.

Supplementary explanation

- ❑ Refer to the following URL for details of the ESC/POS command.
https://support.epson.net/publist/reference_en/
- ❑ Epson ePOS SDK does not check the commands sent using this API.
If the commands interfere with Epson ePOS SDK operations, other APIs may work wrongly or status values may become invalid.
This API should be used with a full understanding of ESC/POS commands and the customer display specifications.

setReceiveEventListener

Registers a listener method for a display completion event.

Syntax

```
public void setReceiveEventListener (ReceiveListener listener)
```

Parameter

listener

Specifies an object which has a notification target method.

Listener interface

```
public interface ReceiveListener extends EventListener
```

Listener method

```
void onDispReceive (LineDisplay displayObj, int code)
```

Parameter

displayObj

The callback source object is stored.

code

The processing result is stored.

Error status	Description
CODE_SUCCESS	Display completed.
CODE_ERR_NOT_FOUND	The device was not found.
CODE_ERR_INVALID_WINDOW	An unregistered window was specified.
CODE_ERR_PORT	An internal communication error with the device occurred.
CODE_ERR_TIMEOUT	A timeout error occurred during communication with the device.
CODE_ERR_TOO_MANY_REQUESTS	The number of display data sent to the display has exceeded the allowable limit.
CODE_ERR_AUTORECOVER	Automatic recovery error occurred.
CODE_ERR_COVER_OPEN	Cover open error occurred.
CODE_ERR_CUTTER	Auto cutter error occurred.
CODE_ERR_MECHANICAL	Mechanical error occurred.
CODE_ERR_EMPTY	No paper is left in the roll paper end detector.
CODE_ERR_UNRECOVERABLE	Unrecoverable error occurred.

Error status	Description
CODE_ERR_BATTERY_LOW	Battery has run out.
CODE_ERR_FAILURE	An unknown error occurred.

Supplementary explanation

- ❑ When this API is run multiple times, the listener method specified later takes effect.
- ❑ If null is specified in listener when calling this API, the registered listener method is canceled.
- ❑ When a communication error occurs during ePOS-Device XML control, communication disconnection is not notified.

To notify the disconnection event, implement the [setConnectionEventListener](#).

Keyboard class

Keyboard

Initializes the Keyboard class.

Syntax

```
public Keyboard(Context context) throws Epos2Exception
```

Parameter

context

Specifies the application context.

Exception

When the process fails, Epos2Exception with one of the following error value occurs.

Error status	Description
ERR_MEMORY	Necessary memory could not be allocated.

Supplementary explanation

When iterating a process, be sure to generate and destroy instances outside the iterated process and not iterate the process at a short interval.
Memory releasing by the OS may affect the process of the Epson ePOS SDK, resulting in an invalid operation.

connect

Starts communication with the keyboard.

Syntax

Public void connect(String target, int timeout) throws Epos2Exception

Parameter

target

Specifies the method of connecting to the printer by a character string.

The connection method varies according to the system configuration.

<connection type>:<identifier>[<device ID>]

I/F	Connection type	Identifier	Example
Wi-Fi/Ethernet	<ul style="list-style-type: none"> "TCP" "TCPS" 	<ul style="list-style-type: none"> IP address in IPv4 format MAC address Host name 	"TCP:192.168.192.168[local_keyboard]"

To connect to the printer via SSL/TLS communication, specify TCPS in the connection type.

timeout

Specifies the maximum time (in milliseconds) to wait for communication with the printer to be established.

Value	Description
Integer from 1000 to 300000	Maximum wait time before an error is returned (in milliseconds).
Keyboard.PARAM_DEFAULT	Specifies the default value (15000).

Exception

When the process fails, Epos2Exception with one of the following error value occurs.

Error status	Description
ERR_PARAM	An invalid parameter was passed.
ERR_CONNECT	Failed to open the device.
ERR_TIMEOUT	Failed to communicate with the devices within the specified time.
ERR_ILLEGAL	Tried to start communication with a printer with which communication had been already established. Tried to start communication with a printer during reconnection process.
ERR_MEMORY	Necessary memory could not be allocated.

Error status	Description
ERR_FAILURE	An unknown error occurred.
ERR_PROCESSING	Could not run the process.
ERR_NOT_FOUND	The device could not be found.
ERR_IN_USE	The device was in use.
ERR_TYPE_INVALID	The device type is different.
ERR_RECOVERY_FAILURE	Failed to recover the printer.

Supplementary explanation

- ❑ The device ID is an arbitrary character string that is set when the peripheral device is registered to the TM printer (master).
For details, refer to the Technical Reference Guide of each printer.
- ❑ When using multi-threading to connect to multiple printers or peripheral devices, this API and [disconnect](#) cannot be started for other printers or peripheral devices until this API finishes processing. Start the next process after this API finishes processing.
- ❑ This API will succeed regardless of the connection status of the TM printer (master) and peripheral devices.
- ❑ Devices other than printers are exclusively locked.
- ❑ If Epos2Exception including ERR_RECOVERY_FAILURE occurs, restart the printer.

disconnect

Ends communication with the keyboard.

Syntax

Public void disconnect() throws Epos2Exception

Exception

When the process fails, Epos2Exception with one of the following error value occurs.

Error status	Description
ERR_ILLEGAL	Tried to end communication where it had not been established.
ERR_MEMORY	Necessary memory could not be allocated.
ERR_FAILURE	An unknown error occurred.
ERR_PROCESSING	Could not run the process.
ERR_DISCONNECT	Failed to disconnect the device. Tried to terminate communication with a printer during reconnection process.

Supplementary explanation

When using multi-threading to connect to multiple printers or peripheral devices, this API and [connect](#) cannot be started for other printers or peripheral devices until this API finishes processing. Start the next process after this API finishes processing.

getStatus

Acquires the current status information.

Syntax

```
public KeyboardStatusInfo getStatus ()
```

Return value

The current status is returned in the KeyboardStatusInfo type.

The following status information is stored in the object as a property.

Stored status information can be acquired using the getter method of each property.

Printer status	Status	Description
connection:	Keyboard.TRUE	Connected
Connection status	Keyboard.FALSE	Disconnected

Supplementary explanation

- ❑ The status object is set to the status at the timing of execution of this API and will not be updated.
- ❑ If this function is executed within a callback function, null will be returned.

setPrefix

Sets the list of prefixes for string entry.

Sets a key code which is recognized as the start of a string to accept keyboard input as a sequence of strings.

Syntax

```
public void setPrefix(int[] prefixes) throws Epos2Exception
```

Parameter

prefixes

Specifies the key code arrangement.

Refer to [Key code list](#) for the key codes.

Specifying null disables setPrefix.

Exception

When the process fails, Epos2Exception with one of the following error value occurs.

Error status	Description
ERR_PARAM	An invalid parameter was passed.
ERR_CONNECT	Communication failed.
ERR_MEMORY	Memory necessary for processing could not be allocated.
ERR_FAILURE	An unknown error occurred.

Supplementary explanation

Entering NULL or "" clears the current setting.

getPrefix

Acquires the list of prefixes currently set.

Syntax

```
public int[] getPrefix()
```

Return value

The list of prefixes currently set by setPrefix is returned.

setKeyPressEventListener

Registers a listener method for a key press event.

Syntax

```
public void setKeyPressEventListener (KeyPressListener
listener)
```

Parameter

listener

Specifies an object which has a notification target method.

Listener interface

```
public interface KeyPressListener extends EventListener
```

Listener method

```
void onKbdKeyPress (Keyboard keyboardObj, int keyCode,
String ascii)
```

Parameter

keyboardObj

The callback source object is stored.

keyCode

The code of the pressed key is stored.

ascii

The character corresponding to the code of the pressed key is stored. If no character corresponds to the key code, "" (blank character) is stored.

Depending on the keyboard used, double-byte characters may be entered.

Supplementary explanation

- ❑ When this API is run multiple times, the listener method specified later takes effect.
- ❑ If null is specified in listener when calling this API, the registered listener method is canceled.

setReadStringEventListener

Registers a listener method which receives characters starting with one of the strings specified by [setPrefix](#) and ending with the Enter key as a string.

Syntax

```
public void setReadStringEventListener (ReadStringListener
listener
```

Parameter

listener

Specifies an object which has a notification target method.

Listener interface

```
public interface ReadStringListener extends EventListener
```

Listener method

```
void onKbdReadString (Keyboard keyboardObj, String
readString, int prefix)
```

Parameter

keyboardObj

The callback source object is stored.

readString

The detected string is stored.

prefix

Key code recognized as the start of a string is stored.

Supplementary explanation

- ❑ When this API is run multiple times, the listener method specified later takes effect.
- ❑ If null is specified in listener when calling this API, the registered listener method is canceled.

POSKeyboard class

PosKeyboard

Initializes the PosKeyboard class.

Syntax

```
public PosKeyboard(Context context) throws Epos2Exception
```

Parameter

context

Specifies the application context.

Exception

When the process fails, Epos2Exception with one of the following error value occurs.

Error status	Description
ERR_MEMORY	Necessary memory could not be allocated.

Supplementary explanation

When iterating a process, be sure to generate and destroy instances outside the iterated process and not iterate the process at a short interval.

Memory releasing by the OS may affect the process of the Epson ePOS SDK, resulting in an invalid operation.

connect

Starts communication with the POS keyboard.

Syntax

```
public void connect(String target, int timeout) throws
Epos2Exception
```

Parameter

target

Specifies the method of connecting to the printer by a character string.

Specify the connection method using the following syntax.

<connection type>:<identifier>[<device ID>]

I/F	Conne- ction type	Identifier	Description
Wi-Fi/Ethernet	<ul style="list-style-type: none"> "TCP" "TCPS" 	<ul style="list-style-type: none"> IP address in IPv4 format MAC address Host name 	"TCP:192.168.192.168[local_pos keyboard]"

To connect to the printer via SSL/TLS communication, specify TCPS in the connection type.

timeout

Specifies the maximum time (in milliseconds) to wait for communication with the printer to be established.

Value	Description
Integer from 1000 to 300000	Maximum wait time before an error is returned (in milliseconds).
Poskeyboard.PARAM_DEFAULT	Specifies the default value (15000).

Exception

When the process fails, Epos2Exception with one of the following error value occurs.

Error status	Description
ERR_PARAM	An invalid parameter was passed.
ERR_CONNECT	Failed to open the device.
ERR_TIMEOUT	Failed to communicate with the devices within the specified time.
ERR_ILLEGAL	Tried to start communication with a printer with which communication had been already established. Tried to start communication with a printer during reconnection process.
ERR_MEMORY	Necessary memory could not be allocated.

Error status	Description
ERR_FAILURE	An unknown error occurred.
ERR_PROCESSING	Could not run the process.
ERR_NOT_FOUND	The printer could not be found.
ERR_IN_USE	The device was in use.
ERR_TYPE_INVALID	The device type is different.
ERR_RECOVERY_FAILURE	Failed to recover the printer.

Supplementary explanation

- ❑ The device ID is a logical device name that is set when the POS keyboard is registered to the TM printer (master). For details, refer to the TM-DT Series Peripheral Device Control Guide.
- ❑ When using multi-threading to connect to multiple printers or peripheral devices, this API and [disconnect](#) cannot be started for other printers or peripheral devices until this API finishes processing. Start the next process after this API finishes processing.
- ❑ Devices other than printers are exclusively locked.
- ❑ If Epos2Exception including ERR_RECOVERY_FAILURE occurs, restart the printer.

disconnect

Ends communication with the POS keyboard.

Syntax

```
public void disconnect() throws Epos2Exception
```

Exception

When the process fails, Epos2Exception with one of the following error value occurs.

Error status	Description
ERR_ILLEGAL	Tried to end communication where it had not been established.
ERR_MEMORY	Necessary memory could not be allocated.
ERR_FAILURE	An unknown error occurred.
ERR_PROCESSING	Could not run the process.
ERR_DISCONNECT	Failed to disconnect the device. Tried to terminate communication with a printer during reconnection process.

Supplementary explanation

When using multi-threading to connect to multiple printers or peripheral devices, this API and [connect](#) cannot be started for other printers or peripheral devices until this API finishes processing. Start the next process after this API finishes processing.

getStatus

Acquires the current status information.

Syntax

```
public PosKeyboardStatusInfo getStauts()
```

Return value

The current status is returned in the PosKeyboardStatusInfo type.

The following status information is stored in the object as a property.

Stored status information can be acquired using the getter method of each property.

Keyboard status	Status	Description
connection:	PosKeyboard.TRUE	Connected
Connection status	PosKeyboard.FALSE	Disconnected

Supplementary explanation

- ❑ The status object is set to the status at the timing of execution of this API and will not be updated.
- ❑ If this function is executed within a callback function, null will be returned.

setKeyPressEventListener

Registers a listener method for a key press event.

Syntax

```
public void setKeyPressEventListener(KeyPressListener
listener)
```

Parameter

listener

Specifies an object which has a notification target method.

Listener interface

```
public interface KeyPressListener extends EventListener
```

Listener method

```
void onPosKbdKeyPress(PosKeyboard keyboardObj, int
posKeyCode)
```

Parameter

keyboardObj

The callback source object is stored.

posKeyCode

The code of the pressed key is stored.

Supplementary explanation

- ❑ When this API is run multiple times, the listener method specified later takes effect.
- ❑ If null is specified in listener when calling this API, the registered listener method is canceled.

BarcodeScanner class

BarcodeScanner

Initializes the BarcodeScanner class.

Syntax

```
public BarcodeScanner(Context context) throws  
Epos2Exception
```

Parameter

context

Specifies the application context.

Exception

When the process fails, Epos2Exception with one of the following error value occurs.

Error status	Description
ERR_MEMORY	Necessary memory could not be allocated.

Supplementary explanation

When iterating a process, be sure to generate and destroy instances outside the iterated process and not iterate the process at a short interval.

Memory releasing by the OS may affect the process of the Epson ePOS SDK, resulting in an invalid operation.

connect

Starts communication with the barcode scanner.

Syntax

Public void connect (String target, int timeout) throws Epos2Exception

Parameter

target

Specifies the method of connecting to the printer by a character string.

The connection method varies according to the system configuration.

- TM Printer + DM-D + barcode scanner model/
TM Printer + barcode scanner model

To connect via Wi-Fi/Ethernet network communication, specify using the following syntax.

<connection type>:<identifier>[<device ID>]

I/F	Connection type	Identifier	Example
Wi-Fi/Ethernet	"TCP"	<ul style="list-style-type: none"> • IP address in IPv4 format • MAC address • Host name 	"TCP:192.168.192.168[local_scanner]"

To connect via Bluetooth or USB, specify using the following syntax.

<connection type>:<identifier>

I/F	Connection type	Identifier	Example
Bluetooth	"BT"	BD address	"BT:00:22:15:7D:70:9C"
USB	"USB"	<ul style="list-style-type: none"> • Device node • USB Serial number • Omitted 	"USB:/dev/udev/*" "USB:00000000000000000000" "USB:"

- POS Terminal Model

<connection type>:<identifier>[<device ID>]

I/F	Connection type	Identifier	Example
Wi-Fi/Ethernet	<ul style="list-style-type: none"> • "TCP" • "TCPS" 	<ul style="list-style-type: none"> • IP address in IPv4 format • MAC address • Host name 	"TCP:192.168.192.168[local_scanner]"

To connect to the printer via SSL/TLS communication, specify TCPS in the connection type.

timeout

Specifies the maximum time (in milliseconds) to wait for communication with the printer to be established.

Value	Description
Integer from 1000 to 300000	Maximum wait time before an error is returned (in milliseconds).
BarcodeScanner.PARAM_DEFAULT	Specifies the default value (15000).

Exception

When the process fails, Epos2Exception with one of the following error value occurs.

Error status	Description
ERR_PARAM	An invalid parameter was passed.
ERR_CONNECT	Failed to open the device.
ERR_TIMEOUT	Failed to communicate with the devices within the specified time.
ERR_ILLEGAL	Tried to start communication with a printer with which communication had been already established. Tried to start communication with a printer during reconnection process.
ERR_MEMORY	Necessary memory could not be allocated.
ERR_FAILURE	An unknown error occurred.
ERR_PROCESSING	Could not run the process.
ERR_NOT_FOUND	The device could not be found.
ERR_IN_USE	The device was in use.
ERR_TYPE_INVALID	The device type is different.
ERR_RECOVERY_FAILURE	Failed to recover the printer.

Supplementary explanation

- ❑ This API is not executed on the main thread. Execute it on the sub-thread.
- ❑ The device ID is an arbitrary character string that is set when the peripheral device is registered to the TM printer (master).
For details, refer to the Technical Reference Guide of each printer.
- ❑ When using multi-threading to connect to multiple printers or peripheral devices, this API and [disconnect](#) cannot be started for other printers or peripheral devices until this API finishes processing. Start the next process after this API finishes processing.
- ❑ When connecting through the USB, the identifiers that can be specified differ depending on the shape of the USB connector.
When the identifier is omitted, Android OS connects with the USB device found first.
When the Android terminal is set to the developer mode, you may not be able to connect through USB-A - Device Charging.

Identifier	Shape of the USB connector	
	USB-B	USB-A - Device Charging
Device node	✓	-
USB Serial number	-	✓
Omitted	✓	✓

- ❑ This API will succeed regardless of the connection status of the TM printer (master) and peripheral devices.
- ❑ Set the barcode scanner suffix to CR (carriage return code). Data cannot be obtained using any other settings.
- ❑ Devices other than printers are exclusively locked. Do not control the scanner and printer connected to the scanner from multiple applications at the same time.
- ❑ If a combination of TM Printer + barcode scanner is used on a connection established via Bluetooth or USB, the barcode data read during printing is notified after the printing is complete.
- ❑ If Epos2Exception including ERR_RECOVERY_FAILURE occurs, restart the printer.

disconnect

Ends communication with the barcode scanner.

Syntax

Public void disconnect () throws Epos2Exception

Exception

When the process fails, Epos2Exception with one of the following error value occurs.

Error status	Description
ERR_ILLEGAL	Tried to end communication where it had not been established.
ERR_MEMORY	Necessary memory could not be allocated.
ERR_FAILURE	An unknown error occurred.
ERR_PROCESSING	Could not run the process.
ERR_DISCONNECT	Failed to disconnect the device. Tried to terminate communication with a printer during reconnection process.

Supplementary explanation

- ❑ This API is not executed on the main thread. Execute it on the sub-thread.
- ❑ When using multi-threading to connect to multiple printers or peripheral devices, this API and [connect](#) cannot be started for other printers or peripheral devices until this API finishes processing. Start the next process after this API finishes processing.

getStatus

Acquires the current status information.

Syntax

```
public ScannerStatusInfo getStatus ()
```

Return value

The current status is returned in the ScannerStatusInfo type.

The following status information is stored in the object as a property.

Stored status information can be acquired using the getter method of each property.

Printer status	Status	Description
connection:	BarcodeScanner.TRUE	Connected
Connection status	BarcodeScanner.FALSE	Disconnected

Supplementary explanation

- ❑ This API is not executed on the main thread. Execute it on the sub-thread.
- ❑ The status object is set to the status at the timing of execution of this API and will not be updated.
- ❑ If this function is executed within a callback function, null will be returned.
- ❑ If a combination of TM Printer + barcode scanner is used on a connection established via Bluetooth or USB, the connection status of TM Printer and the barcode scanner is obtained. If the combination is used by some other connection method, the connection status of the smart device and TM Printer is obtained.

setScanEventListener

Registers a listener method for a barcode data entry event.

Syntax

```
public void setScanEventListener (ScanListener listener)
```

Parameter

listener

Specifies an object which has a notification target method.

Listener interface

```
public interface ScanListener extends EventListener
```

Listener method

```
void onScanData (BarcodeScanner scannerObj, String  
scanData)
```

Parameter

scannerObj

The callback source object is stored.

scanData

The detected string is stored.

Supplementary explanation

- ❑ When this API is run multiple times, the listener method specified later takes effect.
- ❑ If null is specified in listener when calling this API, the registered listener method is canceled.
- ❑ The notification timing of the barcode data entry event differs depending on how it is connected. Refer to the description of the target parameter of the [connect](#) API for details.

MSR class

Msr

Initializes the Msr class.

Syntax

```
public Msr(Context context) throws Epos2Exception
```

Parameter

context

Specifies the application context.

Exception

When the process fails, Epos2Exception with one of the following error value occurs.

Error status	Description
ERR_MEMORY	Necessary memory could not be allocated.

Supplementary explanation

When iterating a process, be sure to generate and destroy instances outside the iterated process and not iterate the process at a short interval.

Memory releasing by the OS may affect the process of the Epson ePOS SDK, resulting in an invalid operation.

connect

Starts communication with the MSR.

Syntax

```
public void connect(String target, int timeout) throws Epos2Exception
```

Parameter

target

Specifies the method of connecting to the printer by a character string.

Specify the connection method using the following syntax.

<connection type>:<identifier>[<device ID>]

I/F	Conne- ction type	Identifier	Description
Wi-Fi/Ethernet	<ul style="list-style-type: none"> "TCP" "TCPS" 	<ul style="list-style-type: none"> IP address in IPv4 format MAC address Host name 	"TCP:192.168.192.168[local_msr]"

To connect to the printer via SSL/TLS communication, specify TCPS in the connection type.

timeout

Specifies the maximum time (in milliseconds) to wait for communication with the printer to be established.

Value	Description
Integer from 1000 to 300000	Maximum wait time before an error is returned (in milliseconds).
Msr.PARAM_DEFAULT	Specifies the default value (15000).

Exception

When the process fails, Epos2Exception with one of the following error value occurs.

Error status	Description
ERR_PARAM	An invalid parameter was passed.
ERR_CONNECT	Failed to open the device.
ERR_TIMEOUT	Failed to communicate with the devices within the specified time.
ERR_ILLEGAL	Tried to start communication with a printer with which communication had been already established. Tried to start communication with a printer during reconnection process.
ERR_MEMORY	Necessary memory could not be allocated.

Error status	Description
ERR_FAILURE	An unknown error occurred.
ERR_PROCESSING	Could not run the process.
ERR_NOT_FOUND	The printer could not be found.
ERR_IN_USE	The device was in use.
ERR_TYPE_INVALID	The device type is different.
ERR_RECOVERY_FAILURE	Failed to recover the printer.

Supplementary explanation

- ❑ The device ID is set when the MSR is registered to the TM printer (master).
The value differs depending on the control method.

Control method	Device ID	Reference
Device control program	Logical device name	TM-DT Series Peripheral Device Control Guide
Device control script	Arbitrary character string	Technical Reference Guide of the printer

- ❑ When using multi-threading to connect to multiple printers or peripheral devices, this API and [disconnect](#) cannot be started for other printers or peripheral devices until this API finishes processing. Start the next process after this API finishes processing.
- ❑ Devices other than printers are exclusively locked.
- ❑ If Epos2Exception including ERR_RECOVERY_FAILURE occurs, restart the printer.

disconnect

Ends communication with the MSR.

Syntax

```
public void disconnect() throws Epos2Exception
```

Exception

When the process fails, Epos2Exception with one of the following error value occurs.

Error status	Description
ERR_ILLEGAL	Tried to end communication where it had not been established.
ERR_MEMORY	Necessary memory could not be allocated.
ERR_FAILURE	An unknown error occurred.
ERR_PROCESSING	Could not run the process.
ERR_DISCONNECT	Failed to disconnect the device. Tried to terminate communication with a printer during reconnection process.

Supplementary explanation

When using multi-threading to connect to multiple printers or peripheral devices, this API and [connect](#) cannot be started for other printers or peripheral devices until this API finishes processing. Start the next process after this API finishes processing.

getStatus

Acquires the current status information.

Syntax

```
public MsrStatusInfo getStauts()
```

Return value

The current status is returned in the MsrStatusInfo type.

The following status information is stored in the object as a property.

Stored status information can be acquired using the getter method of each property.

Keyboard status	Status	Description
connection:	Msr.TRUE	Connected
Connection status	Msr.FALSE	Disconnected

Supplementary explanation

- ❑ The status object is set to the status at the timing of execution of this API and will not be updated.
- ❑ If this function is executed within a callback function, null will be returned.

setDataEventListener

Registers a listener method for a card data detection event.

Syntax

```
public void setDataEventListener(DataListener listener)
```

Parameter

listener

Specifies an object which has a notification target method.

Listener interface

```
public interface DataListener extends EventListener
```

Listener method

```
void onData(Msr msrObj, Data data)
```

Parameter

msrObj

The callback source object is stored.

data

Acquires the read card data.

The result is stored in the Data structure.

Property	Description
String track1	Entire data of track 1
String track2	Entire data of track 2
String track4	Entire data of track 4 (JIS2 track)
String accountNumber	Account number
String expirationData	Expiration date ("YYMM" format)
String surname	Surname
String firstName	First Name
String middleInitial	Middle name/initial
String title	Title
String serviceCode	Service code
String track1_dd	Arbitrary data of track 1
String track2_dd	Arbitrary data of track 2

Supplementary explanation

- ❑ When this API is run multiple times, the listener method specified later takes effect.
- ❑ If null is specified in listener when calling this API, the registered listener method is canceled.

SimpleSerial class

SimpleSerial

Initializes the SimpleSerial class.

Syntax

```
public SimpleSerial(Context context) throws Epos2Exception
```

Parameter

context

Specifies the application context.

Exception

When the process fails, Epos2Exception with one of the following error value occurs.

Error status	Description
ERR_MEMORY	Necessary memory could not be allocated.

Supplementary explanation

When iterating a process, be sure to generate and destroy instances outside the iterated process and not iterate the process at a short interval.

Memory releasing by the OS may affect the process of the Epson ePOS SDK, resulting in an invalid operation.

connect

Starts communication with the serial communication device.

Syntax

Public void connect(String target, int timeout) throws Epos2Exception

Parameter

target

Specifies the method of connecting to the printer by a character string.

Specify the connection method using the following syntax.

<connection type>:<identifier>[<device ID>]

I/F	Connection type	Identifier	Example
Wi-Fi/Ethernet	<ul style="list-style-type: none"> "TCP" "TCPS" 	<ul style="list-style-type: none"> IP address in IPv4 format MAC address Host name 	"TCP:192.168.192.168[local_serial]"

To connect to the printer via SSL/TLS communication, specify TCPS in the connection type.

timeout

Specifies the maximum time (in milliseconds) to wait for communication with the printer to be established.

Value	Description
Integer from 1000 to 300000	Maximum wait time before an error is returned (in milliseconds).
SimpleSerial.PARAM_DEFAULT	Specifies the default value (15000).

Exception

When the process fails, Epos2Exception with one of the following error value occurs.

Error status	Description
ERR_PARAM	An invalid parameter was passed.
ERR_CONNECT	Failed to open the device.
ERR_TIMEOUT	Failed to communicate with the devices within the specified time.
ERR_ILLEGAL	Tried to start communication with a printer with which communication had been already established. Tried to start communication with a printer during reconnection process.
ERR_MEMORY	Necessary memory could not be allocated.

Error status	Description
ERR_FAILURE	An unknown error occurred.
ERR_PROCESSING	Could not run the process.
ERR_NOT_FOUND	The device could not be found.
ERR_IN_USE	The device was in use.
ERR_TYPE_INVALID	The device type is different.
ERR_RECOVERY_FAILURE	Failed to recover the printer.

Supplementary explanation

- ❑ The device ID is an arbitrary character string that is set when the peripheral device is registered to the TM printer (master).
For details, refer to the Technical Reference Guide of each printer.
- ❑ When using multi-threading to connect to multiple printers or peripheral devices, this API and [disconnect](#) cannot be started for other printers or peripheral devices until this API finishes processing. Start the next process after this API finishes processing.
- ❑ This API will succeed regardless of the connection status of the TM printer (master) and peripheral devices.
- ❑ Devices other than printers are exclusively locked.
- ❑ If Epos2Exception including ERR_RECOVERY_FAILURE occurs, restart the printer.

disconnect

Ends communication with the serial communication device.

Syntax

Public void disconnect () throws Epos2Exception

Exception

When the process fails, Epos2Exception with one of the following error value occurs.

Error status	Description
ERR_ILLEGAL	Tried to end communication where it had not been established.
ERR_MEMORY	Necessary memory could not be allocated.
ERR_FAILURE	An unknown error occurred.
ERR_PROCESSING	Could not run the process.
ERR_DISCONNECT	Failed to disconnect the device. Tried to terminate communication with a printer during reconnection process.

Supplementary explanation

When using multi-threading to connect to multiple printers or peripheral devices, this API and [connect](#) cannot be started for other printers or peripheral devices until this API finishes processing. Start the next process after this API finishes processing.

getStatus

Acquires the current status information.

Syntax

```
public SerialStatusInfo getStatus ()
```

Return value

The current status is returned in the SerialStatusInfo type.

The following status information is stored in the object as a property.

Stored status information can be acquired using the getter method of each property.

Printer status	Status	Description
connection:	SimpleSerial.TRUE	Connected
Connection status	SimpleSerial.FALSE	Disconnected

Supplementary explanation

- ❑ The status object is set to the status at the timing of execution of this API and will not be updated.
- ❑ If this function is executed within a callback function, null will be returned.

sendCommand

Transfers a command.

The error status of this API is the result of sending data to the devices.

The processing result of the devices using this API is notified to the listener method set by the [setReceiveEventListener](#) API.

Syntax

```
public void sendCommand(byte[] data) throws
Epos2Exception
```

Parameter

data

Specifies the command.

Exception

When the process fails, Epos2Exception with one of the following error value occurs.

Error status	Description
ERR_PARAM	An invalid parameter was passed.
ERR_MEMORY	Memory necessary for processing could not be allocated.
ERR_FAILURE	An unknown error occurred.
ERR_ILLEGAL	This API was called while no communication had been started.

setReceiveEventListener

Registers a listener method for a reception event from the device.

Syntax

```
public void setReceiveEventListener(ReceiveListener listener)
```

Parameter

listener

Specifies an object which has a notification target method.

Listener interface

```
public interface ReceiveListener extends EventListener
```

Listener method

```
void onSimpleSerialReceive (SimpleSerial serialObj, byte[] data)
```

Parameter

serialObj

The callback source object is stored.

data

Receives reception data.

Supplementary explanation

- ❑ When this API is run multiple times, the listener method specified later takes effect.
- ❑ If null is specified in listener when calling this API, the registered listener method is canceled.
- ❑ When a communication error occurs during ePOS-Device XML control, communication disconnection is not notified.
To notify the disconnection event, implement the [setConnectionEventListener](#).

GermanyFiscalElement Class

GermanyFiscalElement

Initializes the GermanyFiscalElement class.

Syntax

```
public GermanyFiscalElement(android.content.Context  
context) throws Epos2Exception
```

Parameter

context

Specifies the application context.

Exception

When the process fails, Epos2Exception with one of the following error value occurs.

Error status	Description
ERR_MEMORY	Memory necessary for processing could not be allocated.

Supplementary explanation

When iterating a process, be sure to generate and destroy instances outside the iterated process and not iterate the process at a short interval.

Memory releasing by the OS may affect the process of the Epson ePOS SDK, resulting in an invalid operation.

When using it with multiple printers connected, make sure to generate a dedicated instance for each printer.

connect

Starts communication with German fiscal element (TSE).

Syntax

```
public void connect(java.lang.String target,int timeout) throws Epos2Exception
```

Parameter

target

Specifies the method of connecting to the printer by a character string.

The connection method varies according to the system configuration.

- TM Printer Models

<connection type>:<identifier>

I/F	Connec- tion type	Identifier	Example
Wi-Fi/Ethernet	"TCP"	<ul style="list-style-type: none"> IP address in IPv4 format MAC address Host name 	"TCP:192.168.192.168"
Bluetooth	"BT"	BD address	"BT:00:22:15:7D:70:9C"
USB	"USB"	<ul style="list-style-type: none"> Device node USB Serial number Omitted 	"USB:/dev/udev/*" "USB:00000000000000000000" "USB:"

- Customer Display Models

<connection type>:<identifier>

I/F	Connec- tion type	Identifier	Example
Wi-Fi/Ethernet	"TCP"	<ul style="list-style-type: none"> IP address in IPv4 format MAC address Host name 	"TCP:192.168.192.168"
Bluetooth	"BT"	BD address	"BT:00:22:15:7D:70:9C"
USB	"USB"	<ul style="list-style-type: none"> Device node USB Serial number Omitted 	"USB:/dev/udev/*" "USB:00000000000000000000" "USB:"

To connect to the printer via SSL/TLS communication, specify using the following syntax.

<connection type>:<identifier>[<device ID>]

I/F	Connection type	Identifier	Example
Wi-Fi/Ethernet	"TCPS"	<ul style="list-style-type: none"> IP address in IPv4 format MAC address Host name 	"TCPS:192.168.192.168[local_TSE]"

- TM Printer + DM-D + barcode scanner model/

TM Printer + barcode scanner model

To connect via Wi-Fi/Ethernet network communication, specify using the following syntax.

<connection type>:<identifier>[<device ID>]

I/F	Connection type	Identifier	Example
Wi-Fi/Ethernet	"TCP"	<ul style="list-style-type: none"> IP address in IPv4 format MAC address Host name 	"TCP:192.168.192.168[local_TSE]"

The device ID is fixed as [local_TSE].

To connect via Bluetooth or USB, specify using the following syntax.

<connection type>:<identifier>

I/F	Connection type	Identifier	Example
Bluetooth	"BT"	BD address	"BT:00:22:15:7D:70:9C"
USB	"USB"	<ul style="list-style-type: none"> Device node USB Serial number Omitted 	"USB:/dev/udev/*" "USB:00000000000000000000" "USB:"

- POS Terminal Model

<connection type>:<identifier>[<device ID>]

I/F	Connection type	Identifier	Example
Wi-Fi/Ethernet	<ul style="list-style-type: none"> "TCP" "TCPS" 	<ul style="list-style-type: none"> IP address in IPv4 format MAC address Host name 	"TCP:192.168.192.168[local_TSE]"

To connect to the printer via SSL/TLS communication, specify TCPS in the connection type.

timeout

Specifies the maximum time (in milliseconds) to wait for communication with the printer to be established.

Value	Description
Integer from 1000 to 300000	Maximum wait time before an error is returned (in milliseconds).
Print.PARAM_DEFAULT	Specifies the default value (15000).

Exception

When the process fails, Epos2Exception with one of the following error value occurs.

Error status	Description
ERR_PARAM	An invalid parameter was passed.
ERR_CONNECT	Failed to open the device.
ERR_TIMEOUT	Failed to communicate with the devices within the specified time.
ERR_ILLEGAL	Tried to start communication with a printer with which communication had been already established. Tried to start communication with a printer during reconnection process.
ERR_MEMORY	Necessary memory could not be allocated.
ERR_FAILURE	An unknown error occurred.
ERR_PROCESSING	Could not run the process.
ERR_NOT_FOUND	The device could not be found.
ERR_IN_USE	The device was in use.
ERR_TYPE_INVALID	The device type is different.
ERR_RECOVERY_FAILURE	Failed to recover the printer.

Supplementary explanation

- ❑ This API is not executed on the main thread. Execute it on the sub-thread.
- ❑ When communication with the printer is no longer necessary, be sure to call [disconnect](#) to terminate it.
- ❑ When using multi-threading to connect to multiple printers or peripheral devices, this API and [disconnect](#) cannot be started for other printers or peripheral devices until this API finishes processing. Start the next process after this API finishes processing.
- ❑ The printer status is returned to the event registered with the Printer class.
For details, refer to Chapter 2 "Programming Flow" and Chapter 6 "To use the same printer from multiple mobile devices."
- ❑ The device ID is an arbitrary character string that is set when the peripheral device is registered to the TM printer (master).
For details, refer to the Technical Reference Guide of each printer.

- ❑ If you are using DHCP to assign the IP address of the printer, specify the MAC address or host name of the printer as the identifier.
- ❑ If you specify the host name of the printer as the identifier, use in the environment where it can be found by the DNS server.
- ❑ When connecting through the USB, the identifiers that can be specified differ depending on the shape of the USB connector.
 When the identifier is omitted, Android OS connects with the USB device found first.
 When the Android terminal is set to the developer mode, you may not be able to connect through USB-A - Device Charging.

Identifier	Shape of the USB connector	
	USB-B	USB-A - Device Charging
Device node	✓	-
USB Serial number	-	✓
Omitted	✓	✓

- ❑ This API will succeed regardless of the connection status of the TM printer (master) and peripheral devices.
- ❑ Devices other than printers are exclusively locked.
- ❑ If Epos2Exception including ERR_RECOVERY_FAILURE occurs, restart the printer.

disconnect

Ends communication with the German fiscal element (TSE).

Syntax

```
public void disconnect() throws Epos2Exception
```

Exception

When the process fails, Epos2Exception with one of the following error value occurs.

Error status	Description
ERR_ILLEGAL	Tried to end communication where it had not been established.
ERR_MEMORY	Necessary memory could not be allocated.
ERR_FAILURE	An unknown error occurred.
ERR_PROCESSING	Could not run the process.
ERR_DISCONNECT	Failed to disconnect the device. Tried to terminate communication with a printer during reconnection process.

Supplementary explanation

- ❑ This API is not executed on the main thread. Execute it on the sub-thread.
- ❑ When using multi-threading to connect to multiple printers or peripheral devices, this API and [connect](#) cannot be started for other printers or peripheral devices until this API finishes processing.

getStatus

Acquires the connection status with German fiscal element (TSE).

Syntax

```
public GermanyFiscalElementStatusInfo getStatus()
```

Return value

The current status is returned in the GermanyFiscalElementStatusinfo type.

The following status information is stored in the object as a property.

Stored status information can be acquired using the getter method of each property.

Printer status	Status	Description
connection:	GermanyFiscalElement.TRUE	Connected
Connection status	GermanyFiscalElement.FALSE	Disconnected

Supplementary explanation

- ❑ This API is not executed on the main thread. Execute it on the sub-thread.
- ❑ The status object is set to the status at the timing of execution of this API and will not be updated.
- ❑ If this function is executed within a callback function, null will be returned.

operate

Sends a JSON string to German fiscal element (TSE).

The processing result of the device using this API is notified to the listener method set by [setReceiveEventListener](#) of the GermanyFiscalElement class.

Syntax

```
public void operate(java.lang.String jsonString, int timeout)
throws Epos2Exception
```

Parameter

jsonString

Specifies the JSON string to send to German fiscal element (TSE).

timeout

Specifies the timeout period before completion of command transmission in milliseconds.

Value	Description
Integer from 5000 to 120000	Maximum wait time before an error is returned (in milliseconds).
PARAM_DEFAULT	Specifies the default value (10000).

Exception

When the process fails, Epos2Exception with one of the following error value occurs.

Error status	Description
ERR_PARAM	An invalid parameter was passed.
ERR_ILLEGAL	This API was called while no communication had been started.
ERR_MEMORY	Memory necessary for processing could not be allocated.
ERR_FAILURE	An unknown error occurred.
ERR_PROCESSING	Could not run the process.

Supplementary explanation

- ❑ Immediately after starting the printer, do not execute this API until the LED is lit.
Execution takes time, and a timeout error may occur.
- ❑ ERR_PROCESSING occurs if this API is executed during printer processing.
Therefore, execute this API after receiving the processing complete callback.
- ❑ ERR_PARAM is returned if null is specified as the JSON string, or if the size of jsonString to be sent is 64 KByte or more.

setReceiveEventListener

Registers the listener method for response document receive events.

Syntax

```
public void setReceiveEventListener(ReceiveListener listener)
```

Parameter

listener

Specifies an object which has a notification target method.

Listener interface

```
public interface ReceiveListener extends EventListener
```

Listener method

```
void onGfeReceive (GermanyFiscalElement germanyFiscalObj,  
int code, String data)
```

Parameter

gfeObj

The callback source object is stored.

code

The processing result is stored.

Error status	Description
CODE_SUCCESS	Processed successfully.
CODE_ERR_TIMEOUT	Failed to communicate with the devices within the specified time.
CODE_ERR_PORT	An internal communication error with the device occurred.
CODE_ERR_GET_JSON_SIZE	Failed to acquire the JSON string.
CODE_ERR_AUTORECOVER	Automatic recovery error occurred.
CODE_ERR_UNRECOVERABLE	Unrecoverable error occurred.
CODE_ERR_CUTTER	Auto cutter error occurred.
CODE_ERR_MECHANICAL	Mechanical error occurred.
CODE_ERR_NOT_FOUND	The device was not found.
CODE_ERR_DEVICE_BUSY	The specified device is in process and the process cannot be executed.

data

Processing results are stored in the JSON string.

Supplementary explanation

- ❑ When this API is run multiple times, the listener method specified later takes effect.
- ❑ If null is specified in listener when calling this API, the registered listener method is canceled.
- ❑ When a communication error occurs during ePOS-Device XML control, communication disconnection is not notified.
To notify the disconnection event, implement the `setConnectionEventListener`.

OtherPeripheral class

OtherPeripheral

Initializes the OtherPeripheral class.

Syntax

```
public OtherPeripheral(Context context) throws
Epos2Exception
```

Parameter

context

Specifies the application context.

Exception

When the process fails, Epos2Exception with one of the following error value occurs.

Error status	Description
ERR_MEMORY	Necessary memory could not be allocated.

connect

Starts communication with the peripheral device.

Syntax

```
public void connect(String target, int timeout) throws Epos2Exception
```

Parameter

target

Specifies the method of connecting to the printer by a character string.

Specify the connection method using the following syntax.

<connection type>:<identifier>[<device ID>]

I/F	Connection type	Identifier	Description
Wi-Fi/Ethernet	<ul style="list-style-type: none"> "TCP" "TCPS" 	<ul style="list-style-type: none"> IP address in IPv4 format MAC address Host name 	"TCP:192.168.192.168[local_oth er]"

To connect to the printer via SSL/TLS communication, specify TCPS in the connection type.

timeout

Specifies the maximum time (in milliseconds) to wait for communication with the printer to be established.

Value	Description
Integer from 1000 to 300000	Maximum wait time before an error is returned (in milliseconds).
Otherperipheral.PARAM_DEFAULT	Specifies the default value (15000).

Exception

When the process fails, Epos2Exception with one of the following error value occurs.

Error status	Description
ERR_PARAM	An invalid parameter was passed.
ERR_CONNECT	Failed to open the device.
ERR_TIMEOUT	Failed to communicate with the devices within the specified time.
ERR_ILLEGAL	Tried to start communication with a printer with which communication had been already established. Tried to start communication with a printer during reconnection process.
ERR_MEMORY	Necessary memory could not be allocated.

Error status	Description
ERR_FAILURE	An unknown error occurred.
ERR_PROCESSING	Could not run the process.
ERR_NOT_FOUND	The device could not be found.
ERR_IN_USE	The device was in use.
ERR_TYPE_INVALID	The device type is different.
ERR_RECOVERY_FAILURE	Failed to recover the printer.

Supplementary explanation

- ❑ The device ID is a logical device name that is set when the peripheral device is registered to the TM printer (master).
For details, refer to the TM-DT Series Peripheral Device Control Guide.
- ❑ When using multi-threading to connect to multiple printers or peripheral devices, this API and [disconnect](#) cannot be started for other printers or peripheral devices until this API finishes processing. Start the next process after this API finishes processing.
- ❑ Devices other than printers are exclusively locked.
- ❑ If Epos2Exception including ERR_RECOVERY_FAILURE occurs, restart the printer.

disconnect

Ends communication with the peripheral device.

Syntax

```
public void disconnect() throws Epos2Exception
```

Exception

When the process fails, Epos2Exception with one of the following error value occurs.

Error status	Description
ERR_ILLEGAL	Tried to end communication where it had not been established.
ERR_MEMORY	Necessary memory could not be allocated.
ERR_FAILURE	An unknown error occurred.
ERR_PROCESSING	Could not run the process.
ERR_DISCONNECT	Failed to disconnect the device. Tried to terminate communication with a printer during reconnection process.

Supplementary explanation

When using multi-threading to connect to multiple printers or peripheral devices, this API and [connect](#) cannot be started for other printers or peripheral devices until this API finishes processing. Start the next process after this API finishes processing.

getStatus

Acquires the current status information.

Syntax

```
public OtherPeripheralStatusInfo getStauts()
```

Return value

The current status is returned in the OtherPeripheralStatusInfo type.

The following status information is stored in the object as a property.

Stored status information can be acquired using the getter method of each property.

Keyboard status	Status	Description
connection:	OtherPeripheral.TRUE	Connected
Connection status	OtherPeripheral.FALSE	Disconnected

Supplementary explanation

- ❑ The status object is set to the status at the timing of execution of this API and will not be updated.
- ❑ If this function is executed within a callback function, null will be returned.

sendData

Sends data to the peripheral device.

Specifies the arbitrary function of the device control program side, and passes JSON data made from a set of the property name and value.

For details, refer to the TM-DT Series Peripheral Device Control Guide.

The processing result of this API is notified to the listener method set by the [setReceiveEventListener](#) API.

Syntax

```
public void sendData(String methodName, String data) throws Epos2Exception
```

Parameter

methodName

Specifies the function name to be executed.

data

Specifies the parameter to be passed to the function in JSON string.

Exception

When the process fails, Epos2Exception with one of the following error value occurs.

Error status	Description
ERR_PARAM	An invalid parameter was passed.
ERR_CONNECT	Communication failed.
ERR_MEMORY	Sufficient memory required for processing could not be allocated.
ERR_FAILURE	An unknown error occurred.
ERR_PROCESSING	Could not run the process.
ERR_ILLEGAL	This API was called while no communication had been started.

setReceiveEventListener

Registers a listener method for a notification of reception data from the peripheral device event.

Syntax

```
public void setReceiveEventListener(ReceiveListener listener)
```

Parameter

listener

Specifies an object which has a notification target method.

Listener interface

```
public interface ReceiveListener extends EventListener
```

Listener method

```
void onOtherReceive(OtherPeripheral otherObj,  
java.lang.String eventName, String data)
```

Parameter

otherObj

The callback source object is stored.

eventName

The event name is stored.

data

Reception data is stored in the JSON string.

Supplementary explanation

- ❑ When this API is run multiple times, the listener method specified later takes effect.
- ❑ If null is specified in listener when calling this API, the registered listener method is canceled.

CommBox class

CommBox

Initializes the CommBox class.

Syntax

```
public CommBox(Context context) throws Epos2Exception
```

Parameter

context

Specifies the application context.

Exception

When the process fails, Epos2Exception with one of the following error value occurs.

Error status	Description
ERR_MEMORY	Necessary memory could not be allocated.

Supplementary explanation

When iterating a process, be sure to generate and destroy instances outside the iterated process and not iterate the process at a short interval.

Memory releasing by the OS may affect the process of the Epson ePOS SDK, resulting in an invalid operation.

connect

Starts communication with the communication box.

Syntax

```
public void connect(String target, int timeout, String myId)
throws Epos2Exception
```

Parameter

target

Specifies the method of connecting to the printer by a character string.

Specify the connection method using the following syntax.

<connection type>:<identifier>[<box ID>]

I/F	Conne- ction type	Identifier	Example
Wi-Fi/Ethernet	<ul style="list-style-type: none"> "TCP" "TCPS" 	<ul style="list-style-type: none"> IP address in IPv4 format MAC address Host name 	"TCP:192.168.192.168[Box1]"

To connect to the printer via SSL/TLS communication, specify TCPS in the connection type.

timeout

Specifies the maximum time (in milliseconds) to wait for communication with the printer to be established.

Value	Description
Integer from 1000 to 300000	Maximum wait time before an error is returned (in milliseconds).
CommBox.PARAM_DEFAULT	Specifies the default value (15000).

myId

Specifies a member ID to identify the application itself in the communication box.

Exception

When the process fails, Epos2Exception with one of the following error value occurs.

Error status	Description
ERR_PARAM	An invalid parameter was passed.
ERR_CONNECT	Could not open the device.
ERR_TIMEOUT	Failed to communicate with the devices within the specified time.
ERR_MEMORY	Memory necessary for processing could not be allocated.
ERR_FAILURE	An unknown error occurred.

Error status	Description
ERR_PROCESSING	Could not run the process.
ERR_ALREADY_OPENED	Communication box is already open.
ERR_ALREADY_USED	Specified member ID is already in use.
ERR_BOX_COUNT_OVER	The number of created communication boxes has exceeded the upper limit.
ERR_BOX_CLIENT_OVER	The number of members belong to the communication box has exceeded the upper limit.
ERR_RECOVERY_FAILURE	Failed to recover the printer.

Supplementary explanation

- ❑ This API will succeed regardless of the connection status of the TM printer (master) and peripheral devices.
- ❑ Devices other than printers are exclusively locked.
- ❑ If Epos2Exception including ERR_RECOVERY_FAILURE occurs, restart the printer.

disconnect

Ends communication with the communication box.

Syntax

```
public void disconnect() throws Epos2Exception
```

Exception

When the process fails, Epos2Exception with one of the following error value occurs.

Error status	Description
ERR_PARAM	An invalid parameter was passed.
ERR_CONNECT	Communication failed.
ERR_MEMORY	Memory necessary for processing could not be allocated.
ERR_FAILURE	An unknown error occurred.
ERR_PROCESSING	Could not run the process.

getStatus

Acquires the current status information.

Syntax

```
public CommBoxStatusInfo getStatus ()
```

Return value

The current status is returned in the CommBoxStatusInfo type.

The following status information is stored in the object as a property.

Stored status information can be acquired using the getter method of each property.

Printer status	Status	Description
connection:	CommBox.TRUE	Connected
Connection status	CommBox.FALSE	Disconnected

Supplementary explanation

- ❑ The status object is set to the status at the timing of execution of this API and will not be updated.
- ❑ If this function is executed within a callback function, null will be returned.

getCommHistory

Acquires the transmission history of the communication box.

The error status of this API is the result of sending data to the devices.

The processing result of the devices using this API is notified to the set listener method.

Syntax

```
public void getCommHistory(GetCommHistoryCallback
callback) throws Epos2Exception
```

Parameter

callback

Specifies an object which has a notification target method.

Exception

When the process fails, Epos2Exception with one of the following error value occurs.

Error status	Description
ERR_PARAM	An invalid parameter was passed.
ERR_CONNECT	Communication failed.
ERR_MEMORY	Memory necessary for processing could not be allocated.
ERR_FAILURE	An unknown error occurred.
ERR_PROCESSING	Could not run the process.

Listener interface

```
public interface GetCommHistoryCallback extends
EventListener
```

Definition of the listener method

```
void onGetCommHistory(CommBox commBoxObj, int code,
ArrayList<HashMap<String, String>> historyList
```

Parameter

commBoxObj

The callback source object is stored.

code

Error status	Description
SUCCESS	Processed successfully.
CODE_ERR_FAILURE	An unknown error occurred.

historyList

The transmission history of the communication box is stored.

historyList[index]	
Key	Description
String senderId	The member ID of the transmitter is stored. If no member ID was specified when running the connect method, "" (blank character) is set.
String receiverId	The member ID of the receiver is stored. If data was sent to all the members of the communication box, "" (blank character) is set.
String message	Received data is set.

sendMessage

Sends a message to the communication box.

The error status of this API is the result of sending data to the devices.

The processing result of the devices using this API is notified to the set listener method.

Syntax

```
public void sendMessage (String message, String
targetId,SendMessageCallback callback) throws
Epos2Exception
```

Parameter

message

Specifies data to send to the communication box.

targetId

Specifies the member ID of the receiver.

When null or "" (blank character) is specified, data is sent to all the members other than the transmitter.

callback

Specifies an object which has a notification target method.

Exception

When the process fails, Epos2Exception with one of the following error value occurs.

Error status	Description
ERR_PARAM	An invalid parameter was passed.
ERR_MEMORY	Memory necessary for processing could not be allocated.
ERR_FAILURE	An unknown error occurred.
ERR_PROCESSING	Could not run the process.
ERR_ILLEGAL	This API was called while no communication had been started.

Listener interface

```
public interface SendMessageCallback extends EventListener
```

Definition of the listener method

```
void onCommBoxSendMessage (CommBox commBoxObj,int
code, int count)
```

Parameter

commBoxObj

The callback source object is stored.

code

Error status	Description
CODE_SUCCESS	Processed successfully.
CODE_ERR_NOT_FOUND	Specified member ID cannot be found.
CODE_ERR_FAILURE	An unknown error occurred.

count

Number of clients which tried to send the message is stored.

setReceiveEventListener

Registers a listener method for a message reception event of the communication box.

Syntax

```
public void setReceiveEventListener (ReceiveListener listener)
```

Parameter

listener

Specifies an object which has a notification target method.

Listener interface

```
public interface ReceiveListener extends EventListener
```

Listener method

```
void onCommBoxReceive(CommBox commBoxObj, String  
senderId, String receiverId String message
```

Parameter

commBoxObj

The callback source object is stored.

senderId

The member ID of the transmitter is stored.

If no member ID was specified when a transmitting member run the connect method, "" (blank character) is set.

receiverId

The member ID of the receiver is stored.

If data was sent to all the members of the communication box, "" (blank character) is set.

message

The received message is stored.

Supplementary explanation

- ❑ When this API is run multiple times, the listener method specified later takes effect.
- ❑ If null is specified in listener when calling this API, the registered listener method is canceled.
- ❑ When a communication error occurs during ePOS-Device XML control, communication disconnection is not notified.
To notify the disconnection event, implement the [setConnectionEventListener](#).

Common to all classes

getAdmin

Acquires the administrator name set with printer.

Syntax

```
public String getAdmin()
```

Return value

A string for the administrator name.

Supplementary explanation

- ❑ If not set, "" (blank character) is returned for the TM printer.
- ❑ The administrator name is set by EPSON TMNet WebConfig.
- ❑ This API cannot be used with Bluetooth communication.

getLocation

Acquires the installation location information set with printer.

Syntax

```
public String getLocation()
```

Return value

A string for the installation location.

Supplementary explanation

- ❑ If not set, "" (blank character) is returned for the TM printer.
- ❑ The installation location information is set by EPSON TMNet WebConfig.
- ❑ This API cannot be used with Bluetooth communication.

setConnectionEventListener

Registers a listener method which receives a notification that a reconnection process has been started. Be sure to perform a process (e.g., display a message to indicate that reconnection has been started) when setConnectionEventListener is run.

Syntax

```
public void setConnectionEventListener (ConnectionListener
listener)
```

Parameter

listener

Specifies an object which has a notification target method.

Listener interface

```
public interface ConnectionListener extends EventListener
```

Listener method

```
void onConnection(Object deviceObj, int eventType)
```

Parameter

deviceObj

The callback source object is stored.

eventType

The type of the event that occurred is stored.

Event type	Description
*.EVENT_RECONNECTING	Reconnection start event
*.EVENT_RECONNECT	Reconnection completion event
*.EVENT_DISCONNECT	Disconnection event

Supplementary explanation

- ❑ When this API is run multiple times, the listener method specified later takes effect.
- ❑ If null is specified in listener when calling this API, the registered listener method is canceled.
- ❑ It takes about 30 seconds for the disconnection event to occur after the disconnection.
- ❑ Do not make any call operation when *.EVENT_RECONNECTING has occurred.
Wait until *.EVENT_RECONNECT or *.EVENT_DISCONNECT occurs.
- ❑ *.EVENT_DISCONNECT occurs in the following cases:
When disconnect is running
When connection fails after occurrence of *.EVENT_RECONNECTING
- ❑ When *.EVENT_DISCONNECT occurs, it is not necessary to call disconnect.
When disconnect is called, an exception with ERR_ILLEGAL stored in Epos2Exception will occur.

Discovery class

start

Starts searching for the specified device type.
An event is generated for each device detected.

Syntax

```
public static synchronized void start(Context context,
    FilterOption filterOption, DiscoveryListener listener) throws
    Epos2Exception
```

Parameter

context

Sets an instance of the Context class for the caller.
Example) Sets Context acquired by `getBaseContext()` within Activity.

filterOption

In order to filter the search result, set the filter option in the FilterOption type and specify it in the parameter. When null is specified, search is run with the default settings.

The following information is stored in the FilterOption type.

☐ portType

Selects the port to search.

Value	Description
Discovery.PORTTYPE_ALL (default)	Search for all devices which can be connected via TCP, Bluetooth or USB.
Discovery.PORTTYPE_TCP	Search for devices connected to the network.
Discovery.PORTTYPE_BLUETOOTH	Search for devices which can be connected via Bluetooth.
Discovery.PORTTYPE_USB	Search for devices which can be connected via USB.

☐ broadcast

Specify a Broadcast Address for TCP search as a string.

Value	Description
"255.255.255.255" (default)	-

☐ deviceModel

Specifies the device model to search for.

Value	Description
Discovery.MODEL_ALL	Search for all models.

❑ `epsonFilter`

Filters the search result by the Epson printers.

Search can be performed for printers connected via Bluetooth or USB.

Value	Description
<code>Discovery.FILTER_NAME(default)</code>	Filters the search result by the Epson printers.
<code>Discovery.FILTER_NONE</code>	Does not filter the search result.

❑ `deviceType`

Specifies the device type to search for.

The device type settings other than "`Discovery.TYPE_ALL`" can be used for the following systems connected using Wi-Fi or Ethernet.

- Customer Display Models (SSL/TLS communication only)
- TM Printer + DM-D + barcode scanner model
- TM Printer + barcode scanner model
- POS Terminal Model

Value	Description
<code>Discovery.TYPE_ALL (default)</code>	Search for all devices.
<code>Discovery.TYPE_PRINTER</code>	Search for printers.
<code>Discovery.TYPE_HYBRID_PRINTER</code>	Searches for hybrid model printers.
<code>Discovery.TYPE_DISPLAY</code>	Search for customer displays.
<code>Discovery.TYPE_KEYBOARD</code>	Search for keyboards.
<code>Discovery.TYPE_SCANNER</code>	Search for barcode scanners.
<code>Discovery.TYPE_SERIAL</code>	Search for serial communication devices.
<code>Discovery.TYPE_POS_KEYBOARD</code>	Search for the POS keyboard.
<code>Discovery.TYPE_MSR</code>	Search for the MSR.
<code>Discovery.TYPE_GFE</code>	Search for German fiscal element (TSE).
<code>Discovery.TYPE_OTHER_PERIPHERAL</code>	Search for other peripheral devices.

❑ `bondedDevices`

Specifies the search target when searching for a device that can be connected via Bluetooth.

Value	Description
<code>Discovery.TRUE</code>	Search for devices that can be connected, and devices that were previously connected.
<code>Discovery.FALSE (default)</code>	Search for devices that can be connected.

❑ `usbDeviceName`

Specifies whether to search USB devices by their names or not.

Value	Description
Discovery.TRUE	Search for USB compatible devices by their name.
Discovery.FALSE (default)	Does not search for USB compatible devices by their name.

listener

Specifies an object which has a notification target method.

Exception

When the process fails, Epos2Exception with one of the following error status occurs.

Error status	Description
ERR_PARAM	An invalid parameter was passed.
ERR_ILLEGAL	<ul style="list-style-type: none"> • Tried to start search when search had been already done. • Bluetooth is OFF. • There is no permission for the position information.
ERR_MEMORY	Memory necessary for processing could not be allocated.
ERR_FAILURE	An unknown error occurred.
ERR_PROCESSING	Could not run the process.

Listener interface

public interface DiscoveryListener extends EventListener

Listener method

void onDiscovery(DeviceInfo deviceInfo);

Parameter**deviceInfo**

The device information of the detected device is stored in the DeviceInfo type.

The following device information is stored.

☐ deviceType

The device type is stored.

Device type	Status
For a printer	Discovery.TYPE_PRINTER
For hybrid model printers	Discovery.TYPE_HYBRID_PRINTER
For a customer display	Discovery.TYPE_DISPLAY

Device type	Status
For a keyboard	Discovery.TYPE_KEYBOARD
For a barcode scanner	Discovery.TYPE_SCANNER
For a serial communication device	Discovery.TYPE_SERIAL
For POS keyboard	Discovery.TYPE_POS_KEYBOARD
For MSR	Discovery.TYPE_MSR
For German fiscal element (TSE)	Discovery.TYPE_GFE
For other peripheral devices	Discovery.TYPE_OTHER_PERIPHERAL

❑ target

The connection target of a device which can be specified by connectAPI is stored as a string.

Example)

"TCP:192.168.192.168"

"BT:00:22:15:7D:70:9C"

"USB:/dev/udev/*"

"USB:00000000000000000000"

"TCP:192.168.192.168[local_printer]"

"TCP:192.168.192.168[local_display]"

"TCP:12:34:56:78:56:78"

❑ deviceName

The name set to the device is stored.

If it could not be acquired, "" (blank character) or "TM Printer" is stored.

Example)

For a printer: "TM-T88V"

❑ ipAddress

The IP address is stored.

If it could not be acquired, "" (blank character) is stored.

Example)

TCP: "192.168.192.168"

BT: ""(blank character)

❑ macAddress

The MAC address is stored.

If it could not be acquired, "" (blank character) is stored.

Example)

TCP: "12:34:56:78:56:78"

BT: ""(blank character)

❑ bdAddress

The BD address is stored.

If it could not be acquired, "" (blank character) is stored.

Example)

TCP: ""(blank character)

BT: "12:34:56:78:56:78"

Supplementary explanation

- ❑ The search result of this API is reported to the callback function for each device detected.
An already opened device is also reported. However, a USB device and a Bluetooth device are not reported if they have been already opened.
- ❑ In search for TCP devices, if multiple devices with the same IP address exist, the device information is treated as a single device. Consistency for such device information is not guaranteed.
- ❑ If the printer has its TCP address and TCPS address, and the both are detected, only the TCPS address is reported to the callback function.
- ❑ Hybrid model printers can be detected as deviceType of `Discovery.TYPE_PRINTER` and `Discovery.TYPE_HYBRID_PRINTER`.
- ❑ To search for a hybrid model printer connected via USB, specify `Discovery.TYPE_ALL` in deviceType.
- ❑ After the search begins and the process ends, make sure to end the search.
- ❑ This search function is not available in Android Studio simulator.
- ❑ When searching for a device running on Android 10 or later as a Bluetooth-capable device, enable access to location information of the device.
- ❑ When searching for a device connected to the USB-A - Device Charging connector by using API Level 29 or higher application software, a dialogue box that tells you to acquire access permissions may pop up if USB permission has not been acquired.
- ❑ If a USB device is connected while searching the device, the device may not be found.
In that case, terminate and restart the search.
- ❑ When searching for a Bluetooth-capable device, depending on API Level, the following permissions are necessary.
API Level 28 or lower application software: `ACCESS_COARSE_LOCATION`
API Level 29 to 30 application software: `ACCESS_FINE_LOCATION`
API Level 31 or higher application software: `ACCESS_FINE_LOCATION` (when acquiring physical location information)

stop

Stops search.

Syntax

`public static synchronized void stop() throws Epos2Exception`

Exception

When the process fails, Epos2Exception with one of the following error status occurs.

Error status	Description
ERR_ILLEGAL	Tried to stop a search while it had not been started.
ERR_FAILURE	An unknown error occurred.

Supplementary explanation

After the search begins and the process ends, make sure to end the search.

Epos2Exception class

getErrorStatus

Acquires the error status from the exception.

Syntax

```
public int getErrorStatus()
```

Return value

Error status defined by the API that generated the exception is returned.

Refer to [Error Status and countermeasures](#).

Log class

setLogSettings

Sets the log output function.

Syntax

```
public static void setLogSettings(Context context, int period,
    int output, String ipAddress, int port, int logSize, int logLevel)
    throws Epos2Exception
```

Parameter

context

Specifies the application context.

period

Specifies whether the log output function setting is temporary or permanent.

The configuration file is not created for temporary setting but is created for permanent setting.

Value	Description
PERIOD_TEMPORARY	Temporarily reflects the setting.
PERIOD_PERMANENT	Permanently reflects the setting.

output

Enables or disables the log output function and specifies the log output location.

Value	Description
OUTPUT_DISABLE	Disables the log output function.
OUTPUT_STORAGE	Output to the storage of the terminal.
OUTPUT_TCP	Output via TCP.

ipAddress

Specifies the IP address for TCP communication.

Specifies the IP address in the IPv4 format.

Null can be specified when the log output function is disabled or the log is output to the storage of the terminal.

port

Specifies the port number for TCP communication.

Also specifies a value within the valid range even when the log output function is disabled or the log is output to the storage of the terminal.

Value	Description
Integer from 0 to 65535	Port number

logSize

Specifies the maximum capacity of the log stored in the storage.

Also specifies a value within the valid range even when the log output function is disabled or the log is output to TCP.

Value	Description
Integer from 1 to 1000	Maximum capacity of the log stored (in MB)

logLevel

Specifies the log output level.

Value	Description
LOGLEVEL_LOW	Low level

Exception

When the process fails, Epos2Exception with one of the following error status occurs.

Error status	Description
ERR_PARAM	An invalid parameter was passed.
ERR_FAILURE	An unknown error occurred.

Supplementary explanation

- ❑ To specify period for the PERIOD_PERMANENT, set the permissions for the application to access the storage.
- ❑ To specify output for the OUTPUT_STORAGE, set the permissions for the application to access the storage.
- ❑ To specify output for the OUTPUT_TCP, set the permissions for the application to access the network.

SdkVersion

Acquires the Epson ePOS SDK version.

Syntax

Getter

```
public static String getSdkVersion ()
```

Supplementary explanation

The version of SDK used can be acquired as a character string.

Example: "Ver.2.0.0"

EasySelect class

parseNFC

Analyzes NFC tags data.

Syntax

```
public ArrayList<EasySelectInfo>parseNFC(Tag tag, int
timeout)
```

Parameter

tag

Specifies NFC tag data that has been read by using Android API.

timeout

Specifies a time period (in milliseconds) to wait for the NFC tag analysis to complete.

Value	Description
Integer from 0 to 60000	Timeout for the parsing process (in milliseconds).
PARSE_NFC_TIMEOUT_DEFAULT	Specifies the default value (500).

Return value

The NFC tag analysis result is returned to the member variables of the EasySelectInfo class. When the analysis has failed, null is returned.

Supplementary explanation

- ❑ An NFC tag set to each TM printer includes the following information.

Type	Description
Slave printer (wired / wireless)	Epson's unique data such as a product name and a serial number.
Bluetooth compatible printer	NFC standard data for Bluetooth (BTSSP).

- ❑ For a slave printer, the parseNFC API starts broadcast communication and sets a MAC address of the slave printer. If no response is received from the printer until the timeout period has passed, null is returned. Make sure to enable the slave printer to communicate via the network before executing parseNFC.

parseQR

Analyzes QR tags data.

Syntax

```
public EasySelectInfo parseQR(String data)
```

Parameter

data

Specifies QR code data that has been read by using Android API.

Return value

The QR code analysis result is returned to the member variables of the EasySelectInfo class.

When the analysis has failed, null is returned.

Supplementary explanation

Create the QR code using createQR API and print it to be read.

Some printers can print the QR code on a status sheet. For details, refer to the Technical Reference Guide of the printer.

createQR

Creates QR code data that can be analyzed by parseQR.

Syntax

```
public String createQR(String printerName, int deviceType,
String macAddress)
```

Parameter

printerName

Specifies a printer name.

deviceType

Specifies a printer type.

Value	Description
Print.DEVTYPE_TCP	Slave printer (wired / wireless)
Print.DEVTYPE_BLUETOOTH	Bluetooth compatible printer

macAddress

Specifies a MAC address (for a slave printer), or a BD address (for a Bluetooth compatible printer). The following shows the address format.

Format	Description
00:11:22:33:44:55	Separate the digits by colons.
00-11-22-33-44-55	Separate the digits by hyphens.
001122334455	No separation

Return value

QR code print data is returned. Specify this data by addSymbol to print the QR code.

When creating the print data of QR code has failed, null is returned.

Supplementary explanation

To see the printer name, MAC address, and BD address, print a status sheet from the printer.

For instructions on how to print the status sheet, refer to the Technical Reference Guide of the printer.

EasySelectInfo class

deviceType

Stores printer type information.

Stored data	Description
Print.DEVTYPE_TCP	Slave printer
Print.DEVTYPE_BLUETOOTH	Bluetooth compatible printer

Syntax

```
int deviceType
```

printerName

Stores printer name information.

Syntax

```
String printerName
```

Supplementary explanation

If the TM printer is equipped with a UB-R04 or UB-E04 interface board, printerName acquired from an NFC tag will be returned as "" (blank).

macAddress

Stores a MAC address or a BD address.

Syntax

```
String macAddress
```

Status list

Error Status and countermeasures

Error Status	Cause	Countermeasure
ERR_PARAM	An invalid parameter was passed. <Example> A value outside the supported range was specified.	Check the value specified in the parameter.
ERR_CONNECT	Failed to communicate with the device. <Example> Failed to connect to the printer.	Run disconnect for the appropriate class and then connect to restore communication. When a connection is established via Bluetooth, the Android OS automatically attempts a reconnection. If this error status occurs even after 20 seconds or more have elapsed, recover the communication according to the method described above.
ERR_TIMEOUT	Failed to communicate with the devices within the specified time.	Check the timeout period. Set the timeout period to longer than the time required for printing.
ERR_MEMORY	Memory necessary for processing could not be allocated.	Close unnecessary applications.
ERR_ILLEGAL	The function was used in an illegal way. <Example> Tried to start communication with a printer with which communication had been already established.	Use the API in the correct manner.
ERR_PROCESSING	Could not run the process. <Example> The specified process could not be run because a similar process was being run by another thread.	The timing of the processes has overlapped. Re-execute the API in which the error occurred.
ERR_UNSUPPORTED	<ul style="list-style-type: none"> A model name or language not supported was specified. A print method not supported by the printer was specified. 	<ul style="list-style-type: none"> A function cannot be used if it is not supported by the specified model. Specify a print method supported by the printer.
ERR_NOT_FOUND	The specified target could not be found. <Example> The printer specified as the connection target does not exist.	Check if the connection type and/or IP address are correct.

Error Status	Cause	Countermeasure
ERR_IN_USE	The specified device is in use. <Example> The device is being used by another application.	Stop using the device from another application.
ERR_TYPE_INVALID	The device class is not correct (Printer, LineDisplay).	Check the class of the connected device and connect to it with the correct device class.
	An unsupported connection method is specified.	Check the system configuration, and specify the appropriate connection method.
ERR_DISCONNECT	Failed to disconnect from the device.	Check connection with the device.
ERR_ALREADY_OPENED	Communication box is already open.	Finish communication with the communication box.
ERR_ALREADY_USED	Specified member ID is already in use.	Specify a different member ID.
ERR_BOX_COUNT_OVER	The number of created communication boxes has exceeded the upper limit.	Delete an unnecessary communication box.
ERR_BOX_CLIENT_OVER	The number of members belong to the communication box has exceeded the upper limit.	Delete a member who is not using the communication box.
ERR_FAILURE	An unknown error occurred.	Check for a problem with the execution environment.
ERR_RECOVERY_FAILURE	Failed to recover the printer.	Restart the printer.

Callback Code and countermeasures

CallbackCode	Cause	Countermeasure
CODE_SUCCESS	Processed successfully.	-
CODE_ERR_TIMEOUT	<ul style="list-style-type: none"> The process exceeded the specified timeout period. The printer's buffer is full because a large amount of data was sent by the LFCPrinter class while the printer was waiting for paper removal. 	<ul style="list-style-type: none"> Adjust the timeout period. Release the printer from the paper removal waiting state. If this does not solve the problem, restart the printer.
CODE_ERR_NOT_FOUND	<ul style="list-style-type: none"> The connection type and/or IP address are not correct. The specified device is not connected. 	<ul style="list-style-type: none"> Check if the connection type and/or IP address are correct. Check connection with the device.
CODE_ERR_AUTORECOVER	<ul style="list-style-type: none"> Head overheat error occurred. Motor driver IC overheat error occurred. Battery overheat error occurred. 	Start the process after the device is cooled down.
	The print reference mark on the label sheet cannot be found.	Open and close the cover.
CODE_ERR_COVER_OPEN	<ul style="list-style-type: none"> Cover is open. Cover was opened during MICR read operation. 	Close the printer cover.
CODE_ERR_CUTTER	Auto cutter error occurred.	Remove the error cause and power off and then on the printer.
CODE_ERR_MECHANICAL	Mechanical error occurred.	Remove the error cause and power off and then on the printer.
CODE_ERR_EMPTY	Paper has run out.	Refill the paper.
CODE_ERR_UNRECOVERABLE	Unrecoverable error occurred.	Power off and then on the printer. Contact the distributor or service center if the problem persists.
CODE_ERR_SYSTEM	An error occurred with the TM-i firmware or TM-DT software.	Turn off and then turn on the power supply to the TM-i series/TM-DT series, and restart the OS.
CODE_ERR_PORT	<ul style="list-style-type: none"> Forced transmission was run in the online state. A communication error occurred. 	<ul style="list-style-type: none"> Run forced transmission in the offline state. Review the connection environment.
CODE_ERR_INVALID_WINDOW	An unregistered window was specified.	Check the specified window.
CODE_ERR_JOB_NOT_FOUND	A print job ID which did not exist was specified.	Check the specified job ID.
CODE_PRINTING	requestPrintJobStatus was run by specifying a print job ID which was being printed.	Run the process after printing completes.

CallbackCode	Cause	Countermeasure
CODE_ERR_SPOOLER	Print data exceeding the spooler capacity was transmitted.	Check if communication with the printer is disconnected.
CODE_ERR_BATTERY_LOW	Battery has run out.	Replace the battery or connect the AC adapter.
CODE_ERR_FAILURE	An unknown error occurred.	Check for a problem with the execution environment.
CODE_ERR_TOO_MANY_REQUESTS	The number of print jobs or data to be displayed on a display has exceeded the allowable limit of the printer's firmware.	Wait for the printer to process some of the tasks, then send the jobs or data again.
CODE_ERR_REQUEST_ENTITY_TOO_LARGE	Print job data with the size exceeding the capacity of the printer firmware was transmitted.	Check the content of the print job, reduce the size of the data, and then resend the print job.
CODE_ERR_NO_MICR_DATA	MICR data cannot be detected.	Check the slip sheet and clean the MICR mechanism if necessary.
CODE_ERR_ILLEGAL_LENGTH	Paper length is not appropriate.	Check the paper length.
CODE_ERR_NO_MAGNETIC_DATA	Magnetic waveform cannot be detected.	<ul style="list-style-type: none"> • Check the font to read. • Clean the MICR mechanism.
CODE_ERR_RECOGNITION	Illegible MICR text was detected.	Check the status of the slip sheet.
CODE_ERR_READ	Error occurred during MICR read operation.	Remove the error cause and try again. If the error persists, restart the printer.
CODE_ERR_NOISE_DETECTED	Noise error was detected.	Remove the error cause and try the noise measurement again. If the error persists, restart the printer.
CODE_ERR_PAPER_JAM	Paper jam error occurred during MICR read operation.	Remove the jammed paper.
CODE_ERR_PAPER_PULLED_OUT	<ul style="list-style-type: none"> • Paper was removed during insertion. • Paper was removed during MICR read operation. • Paper was removed after it had been inserted. 	Reset the paper.
CODE_ERR_CANCEL_FAILED	Failed to cancel waiting for paper insertion.	Check the status of the printer and try the process again.
CODE_ERR_PAPER_TYPE	Printer operation differs from the specified print method.	Specify a correct print method again.
CODE_ERR_WAIT_INSERTION	Could not run the process while waiting for paper insertion.	<ul style="list-style-type: none"> • Reset the paper and try the process again. • Cancel waiting for paper insertion and try the process again.
CODE_ERR_ILLEGAL	<p>The function was used in an illegal way.</p> <p><Example></p> <p>Tried to cancel waiting for paper insertion while paper had already been inserted.</p>	Use the API in an appropriate manner.

CallbackCode	Cause	Countermeasure
CODE_ERR_INSERTED	Could not run the process while paper had already been inserted.	Eject the paper and try the process again.
CODE_ERR_WAIT_REMOVAL	Could not run the process while waiting for paper removal.	Remove the paper and try the process again.
CODE_ERR_DEVICE_BUSY	The specified device is in process.	Execute the process after the process completes.
CODE_ERR_RECOVERY_FAILURE	Failed to recover the printer.	Restart the printer.
CODE_ERR_JSON_FORMAT	Invalid JSON format.	Review the JSON format, and try sending the data again.

Printer Status and countermeasures

Printer class

Printer Status	Cause	Countermeasure
status.connection==Printer.FALSE	<ul style="list-style-type: none"> The printer is powered off. No connection is established with the printer. 	Check the power and communication status of the printer.
status.online==Printer.FALSE	Offline status.	Remove a cause which forces the printer offline (e.g., the cover is open or paper has run out).
status.online==Printer.UNKNOWN	No connection is established with the printer.	Check the communication status of the printer.
status.coverOpen==Printer.TRUE	Cover is open.	Close the printer cover.
status.coverOpen==Printer.UNKNOWN	No connection is established with the printer.	Check the communication status of the printer.
status.paper==Printer.PAPER_NEAR_END	Running short of paper.	Replace the paper.
status.paper==Printer.PAPER_EMPTY	Paper has run out.	Refill the paper.
status.paper==Printer.UNKNOWN	No connection is established with the printer.	Check the communication status of the printer.
status.paperFeed==Printer.TRUE	Paper is being fed by pressing the Paper Feed button.	Run the process after paper feed completes.
status.paperFeed==Printer.UNKNOWN	No connection is established with the printer.	Check the communication status of the printer.
status.panelSwitch==Printer.SWITCH_ON	Panel switch is being operated.	Run the process after the operation completes.
status.panelSwitch==Printer.UNKNOWN	No connection is established with the printer.	Check the communication status of the printer.
status.drawer==Printer.UNKNOWN	No connection is established with the printer.	Check the communication status of the printer.
status.errorStatus==Printer.MECHANICAL_ERR	Mechanical error occurred.	Remove the error cause and power off and then on the printer.
status.errorStatus==Printer.AUTOCUTTER_ERR	Auto cutter error occurred.	Remove the error cause and power off and then on the printer.
status.errorStatus==Printer.UNRECOVER_ERR	Unrecoverable error occurred.	Power off and then on the printer. Contact the distributor or service center if the problem persists.

Printer Status	Cause	Countermeasure
status.errorStatus== Printer.AUTORECOVER_ERR	<ul style="list-style-type: none"> Head overheat error occurred. Motor driver IC overheat error occurred. Battery overheat error occurred. 	Start the process after the device is cooled down.
	The print reference mark on the label sheet cannot be found.	Open and close the cover.
status.errorStatus==Printer.UNKNOWN	No connection is established with the printer.	Check the communication status of the printer.
status.autoRecoverError== Printer.HEAD_OVERHEAT	Head overheat error occurred.	Run the process after the device gets cooled down.
status.autoRecoverError== Printer.MOTOR_OVERHEAT	Motor driver IC overheat error occurred.	Run the process after the device gets cooled down.
status.autoRecoverError== Printer.BATTERY_OVERHEAT	Battery overheat error occurred.	Run the process after the device gets cooled down.
status.autoRecoverError== Printer.WRONG_PAPER	The print reference mark on the label sheet cannot be found.	Open and close the cover.
status.autoRecoverError== Printer.COVER_OPEN	Cover is open.	Close the printer cover.
status.autoRecoverError== Printer.UNKNOWN	No connection is established with the printer.	Check the communication status of the printer.
status.buzzer==Printer.TRUE	Buzzer is sounding.	Check the buzzer sounding condition of the printer, and run the process after removing the cause for buzzer sounding.
status.buzzer==Printer.UNKNOWN	No connection is established with the printer.	Check the communication status of the printer.
status.adapter==Printer.UNKNOWN	No connection is established with the printer.	Check the communication status of the printer.
status.batteryLevel== Printer.BATTERY_LEVEL_1	Running short of battery.	Charge the battery or connect the AC adapter.
status.batteryLevel== Printer.BATTERY_LEVEL_0	Battery has run out.	Replace the battery or connect the AC adapter.
status.batteryLevel==Printer.UNKNOWN	No connection is established with the printer.	Check the communication status of the printer.
status.removalWaiting == Printer.REMOVAL_WAIT_PAPER	The printer is waiting for the paper to be removed.	Remove the paper.
status.paperTakenSensor== Printer.REMOVAL_DETECT_UNKNOWN	The paper removal sensor cannot detect the paper.	Do not expose the printer to strong light.

HybridPrinter class

Printer Status	Cause	Countermeasure
status.connection==HybridPrinter.FALSE	<ul style="list-style-type: none"> The printer is powered off. No connection is established with the printer. 	Check the power and communication status of the printer.
status.online==HybridPrinter.FALSE	Offline status.	Remove a cause which forces the printer offline (e.g., the cover is open or paper has run out).
status.online==HybridPrinter.UNKNOWN	No connection is established with the printer.	Check the communication status of the printer.
status.coverOpen==HybridPrinter.TRUE	Cover is open.	Close the printer cover.
status.coverOpen==HybridPrinter.UNKNOWN	No connection is established with the printer.	Check the communication status of the printer.
status.paper==HybridPrinter.PAPER_NEAR_END	Running short of paper.	Replace the paper.
status.paper==HybridPrinter.PAPER_EMPTY	Paper has run out.	Refill the paper.
status.paper==HybridPrinter.UNKNOWN	No connection is established with the printer.	Check the communication status of the printer.
status.paperFeed==HybridPrinter.TRUE	Paper is being fed by pressing the Paper Feed button.	Run the process after paper feed completes.
status.paperFeed==HybridPrinter.UNKNOWN	No connection is established with the printer.	Check the communication status of the printer.
status.panelSwitch==HybridPrinter.SWITCH_ON	Panel switch is being operated.	Run the process after the operation completes.
status.panelSwitch==HybridPrinter.UNKNOWN	No connection is established with the printer.	Check the communication status of the printer.
status.drawer==HybridPrinter.UNKNOWN	No connection is established with the printer.	Check the communication status of the printer.
status.errorStatus==HybridPrinter.MECHANICAL_ERR	Mechanical error occurred.	Remove the error cause and power off and then on the printer.
status.errorStatus==HybridPrinter.AUTOCUTTER_ERR	Auto cutter error occurred.	Remove the error cause and power off and then on the printer.
status.errorStatus==HybridPrinter.UNRECOVER_ERR	Unrecoverable error occurred.	Power off and then on the printer. Contact the distributor or service center if the problem persists.
status.errorStatus==HybridPrinter.AUTORECOVER_ERR	<ul style="list-style-type: none"> Head overheat error occurred. Motor driver IC overheat error occurred. 	Start the process after the device is cooled down.
status.errorStatus==HybridPrinter.UNKNOWN	No connection is established with the printer.	Check the communication status of the printer.

Printer Status	Cause	Countermeasure
status.autoRecoverError== HybridPrinter.HEAD_OVERHEAT	Head overheat error occurred.	Run the process after the device gets cooled down.
status.autoRecoverError== HybridPrinter.MOTOR_OVERHEAT	Motor driver IC overheat error occurred	Run the process after the device gets cooled down.
status.autoRecoverError== HybridPrinter.WRONG_PAPER	The print reference mark on the label sheet cannot be found.	Open and close the cover.
status.autoRecoverError== HybridPrinter.COVER_OPEN	Cover is open.	Close the printer cover.
status.autoRecoverError== HybridPrinter.UNKNOWN	No connection is established with the printer.	Check the communication status of the printer.
status.insertionWaiting== HybridPrinter.INSERTION_WAIT_SLIP	Waiting for slip sheet insertion.	Insert a slip sheet.
status.insertionWaiting== HybridPrinter.INSERTION_WAIT_VALIDATION	Waiting for validation sheet insertion.	Insert a validation sheet.
status.insertionWaiting== HybridPrinter.INSERTION_WAIT_MICR	Waiting for slip sheet insertion for MICR reading.	Insert a slip sheet.
status.insertionWaiting== HybridPrinter.UNKNOWN	No connection is established with the printer.	Check the communication status of the printer.
status.removalWaiting== HybridPrinter.REMOVAL_WAIT_PAPER	Waiting for paper removal.	Remove the paper.
status.removalWaiting== HybridPrinter.UNKNOWN	No connection is established with the printer.	Check the communication status of the printer.
status.slipPaper==EPOS2_UNKNOWN	No connection is established with the printer.	Check the communication status of the printer.

Key code list

Constant	Code	Constant	Code
Keyboard.VK_BACK	0x08	Keyboard.VK_L	0x4C
Keyboard.VK_TAB	0x09	Keyboard.VK_M	0x4D
Keyboard.VK_RETURN	0x0D	Keyboard.VK_N	0x4E
Keyboard.VK_SHIFT	0x10	Keyboard.VK_O	0x4F
Keyboard.VK_CONTROL	0x11	Keyboard.VK_P	0x50
Keyboard.VK_MENU	0x12	Keyboard.VK_Q	0x51
Keyboard.VK_CAPITAL	0x14	Keyboard.VK_R	0x52
Keyboard.VK_ESCAPE	0x1B	Keyboard.VK_S	0x53
Keyboard.VK_CONVERT	0x1C	Keyboard.VK_T	0x54
Keyboard.VK_NONCONVERT	0x1D	Keyboard.VK_U	0x55
Keyboard.VK_SPACE	0x20	Keyboard.VK_V	0x56
Keyboard.VK_PRIOR	0x21	Keyboard.VK_W	0x57
Keyboard.VK_NEXT	0x22	Keyboard.VK_X	0x58
Keyboard.VK_END	0x23	Keyboard.VK_Y	0x59
Keyboard.VK_HOME	0x24	Keyboard.VK_Z	0x5A
Keyboard.VK_LEFT	0x25	Keyboard.VK_MULTIPLY	0x6A
Keyboard.VK_UP	0x26	Keyboard.VK_ADD	0x6B
Keyboard.VK_RIGHT	0x27	Keyboard.VK_SUBTRACT	0x6D
Keyboard.VK_DOWN	0x28	Keyboard.VK_F1	0x70
Keyboard.VK_INSERT	0x2D	Keyboard.VK_F2	0x71
Keyboard.VK_DELETE	0x2E	Keyboard.VK_F3	0x72
Keyboard.VK_0	0x30	Keyboard.VK_F4	0x73
Keyboard.VK_1	0x31	Keyboard.VK_F5	0x74
Keyboard.VK_2	0x32	Keyboard.VK_F6	0x75
Keyboard.VK_3	0x33	Keyboard.VK_F7	0x76
Keyboard.VK_4	0x34	Keyboard.VK_F8	0x77
Keyboard.VK_5	0x35	Keyboard.VK_F9	0x78
Keyboard.VK_6	0x36	Keyboard.VK_F10	0x79
Keyboard.VK_7	0x37	Keyboard.VK_F11	0x7A
Keyboard.VK_8	0x38	Keyboard.VK_F12	0x7B
Keyboard.VK_9	0x39	Keyboard.VK_OEM_1	0xBA
Keyboard.VK_A	0x41	Keyboard.VK_OEM_PLUS	0xBB
Keyboard.VK_B	0x42	Keyboard.VK_OEM_COMMA	0xBC

Constant	Code	Constant	Code
Keyboard.VK_C	0x43	Keyboard.VK_OEM_MINUS	0xBD
Keyboard.VK_D	0x44	Keyboard.VK_OEM_PERIOD	0xBE
Keyboard.VK_E	0x45	Keyboard.VK_OEM_2	0xBF
Keyboard.VK_F	0x46	Keyboard.VK_OEM_3	0xC0
Keyboard.VK_G	0x47	Keyboard.VK_OEM_4	0xDB
Keyboard.VK_H	0x48	Keyboard.VK_OEM_5	0xDC
Keyboard.VK_I	0x49	Keyboard.VK_OEM_6	0xDD
Keyboard.VK_J	0x4A	Keyboard.VK_OEM_7	0xDE
Keyboard.VK_K	0x4B	Keyboard.VK_OEM_ATTN	0xF0

Device Specifications

Provides information about restriction on the use of APIs depend on devices such as printer and peripheral device, and the parameter setting value.



Refer to the Technical Reference Guide of each printer for more information on each printer.

List of Supported Classes

The following lists the classes supported by each printer.

	Printer class ^{*1}	LFCPrinter class	HybridPrinter class ^{*1}	LineDisplay class ^{*1}	Keyboard class	POSKeyboard class	BarcodeScanner class	MSR class	SimpleSerial class	GermanyFiscalElement class	OtherPeripheral class	CommBox class	Common to all classes	Discovery class	Epos2Exception class	Log class	EasySelect class ^{*1}	EasySelectInfo class
TM-m10	✓	-	-	-	-	-	-	-	-	-	-	-	✓	✓	✓	✓	✓	✓
TM-m30	✓	-	-	✓	-	-	✓ ^{*3}	-	-	✓ ^{*7}	-	-	✓	✓	✓	✓	✓	✓
TM-m30II	✓	-	-	✓	-	-	✓	-	-	✓	-	-	✓	✓	✓	✓	✓	✓
TM-m30II-H	✓	-	-	✓	-	-	✓	-	-	✓	-	-	✓	✓	✓	✓	✓	✓
TM-m30II-NT	✓	-	-	✓	-	-	✓	-	-	✓	-	-	✓	✓	✓	✓	✓	✓
TM-m30II-S	✓	-	-	✓	-	-	✓	-	-	✓	-	-	✓	✓	✓	✓	✓	✓
TM-m30II-SL	✓	-	-	✓	-	-	✓	-	-	✓	-	-	✓	✓	✓	✓	✓	✓
TM-m30III	✓	-	-	✓	-	-	✓	-	-	✓	-	-	✓	✓	✓	✓	✓	✓
TM-m30III-H	✓	-	-	✓	-	-	✓	-	-	✓	-	-	✓	✓	✓	✓	✓	✓
TM-m50	✓	-	-	✓	-	-	✓	-	-	✓	-	-	✓	✓	✓	✓	✓	✓
TM-m50II	✓	-	-	✓	-	-	✓	-	-	✓	-	-	✓	✓	✓	✓	✓	✓
TM-m50II-H	✓	-	-	✓	-	-	✓	-	-	-	-	-	✓	✓	✓	✓	✓	✓
TM-T20	✓	-	-	-	-	-	-	-	-	-	-	-	✓	✓	✓	✓	✓	✓
TM-T20II	✓	-	-	-	-	-	-	-	-	-	-	-	✓	✓	✓	✓	✓	✓
TM-T20III	✓	-	-	-	-	-	-	-	-	-	-	-	✓	✓	✓	✓	✓	✓
TM-T20IIIL	✓	-	-	-	-	-	-	-	-	-	-	-	✓	✓	✓	✓	✓	✓
TM-T20IV	✓	-	-	-	-	-	-	-	-	-	-	-	✓	✓	✓	✓	✓	✓
TM-T20IV-L	✓	-	-	-	-	-	-	-	-	-	-	-	✓	✓	✓	✓	✓	✓
TM-T20IV-SP	✓	-	-	-	-	-	-	-	-	-	-	-	✓	✓	✓	✓	✓	✓
TM-T20X	✓	-	-	-	-	-	-	-	-	-	-	-	✓	✓	✓	✓	✓	✓

	Printer class ^{*1}	LFCPrinter class	HybridPrinter class ^{*1}	LineDisplay class ^{*1}	Keyboard class	POSKeyboard class	BarcodeScanner class	MSR class	SimpleSerial class	GermanyFiscalElement class	OtherPeripheral class	CommBox class	Common to all classes	Discovery class	Epos2Exception class	Log class	EasySelect class ^{*1}	EasySelectInfo class
TM-T20X-II	✓	-	-	-	-	-	-	-	-	-	-	-	✓	✓	✓	✓	✓	✓
TM-T60	✓	-	-	-	-	-	-	-	-	-	-	-	✓	✓	✓	✓	✓	✓
TM-T70	✓	-	-	-	-	-	-	-	-	-	-	-	✓	✓	✓	✓	✓	✓
TM-T70II	✓	-	-	-	-	-	-	-	-	-	-	-	✓	✓	✓	✓	✓	✓
TM-T81II	✓	-	-	-	-	-	-	-	-	-	-	-	✓	✓	✓	✓	✓	✓
TM-T81III	✓	-	-	-	-	-	-	-	-	-	-	-	✓	✓	✓	✓	✓	✓
TM-T82	✓	-	-	-	-	-	-	-	-	-	-	-	✓	✓	✓	✓	✓	✓
TM-T82II	✓	-	-	-	-	-	-	-	-	-	-	-	✓	✓	✓	✓	✓	✓
TM-T82III	✓	-	-	-	-	-	-	-	-	-	-	-	✓	✓	✓	✓	✓	✓
TM-T82IIIL	✓	-	-	-	-	-	-	-	-	-	-	-	✓	✓	✓	✓	✓	✓
TM-T82IV	✓	-	-	-	-	-	-	-	-	-	-	-	✓	✓	✓	✓	✓	✓
TM-T82IV-L	✓	-	-	-	-	-	-	-	-	-	-	-	✓	✓	✓	✓	✓	✓
TM-T82X	✓	-	-	-	-	-	-	-	-	-	-	-	✓	✓	✓	✓	✓	✓
TM-T82X-II	✓	-	-	-	-	-	-	-	-	-	-	-	✓	✓	✓	✓	✓	✓
TM-T83II	✓	-	-	-	-	-	-	-	-	-	-	-	✓	✓	✓	✓	✓	✓
TM-T83III	✓	-	-	-	-	-	-	-	-	-	-	-	✓	✓	✓	✓	✓	✓
TM-T83IV	✓	-	-	-	-	-	-	-	-	-	-	-	✓	✓	✓	✓	✓	✓
TM-T88V	✓	-	-	-	-	-	-	-	-	-	-	-	✓	✓	✓	✓	✓	✓
TM-T88VI	✓	-	-	✓	-	-	✓ ^{*4}	-	-	-	-	-	✓	✓	✓	✓	✓	✓
TM-T88VII	✓	-	-	✓	-	-	✓	-	-	✓	-	-	✓	✓	✓	✓	✓	✓
TM-T100	✓	-	-	-	-	-	-	-	-	-	-	-	✓	✓	✓	✓	✓	✓
TM-L90 Liner-Free Label Printer Model	✓	-	-	-	-	-	-	-	-	-	-	-	✓	✓	✓	✓	✓	✓
TM-L100	✓	✓ ^{*8}	-	✓	-	-	✓	-	-	-	-	-	✓	✓	✓	✓	✓	✓
TM-U220	✓	-	-	-	-	-	-	-	-	-	-	-	✓	✓	✓	✓	✓	✓
TM-U220II	✓	-	-	-	-	-	-	-	-	-	-	-	✓	✓	✓	✓	-	-
TM-U330	✓	-	-	-	-	-	-	-	-	-	-	-	✓	✓	✓	✓	✓	✓
EU-m30	✓	-	-	-	-	-	-	-	-	-	-	-	✓	✓	✓	✓	✓	✓
TM-P20	✓	-	-	-	-	-	-	-	-	-	-	-	✓	✓	✓	✓	✓	✓

	Printer class ^{*1}	LFCPrinter class	HybridPrinter class ^{*1}	LineDisplay class ^{*1}	Keyboard class	POSKeyboard class	BarcodeScanner class	MSR class	SimpleSerial class	GermanyFiscalElement class	OtherPeripheral class	CommBox class	Common to all classes	Discovery class	Epos2Exception class	Log class	EasySelect class ^{*1}	EasySelectInfo class
TM-P20II	✓	-	-	-	-	-	-	-	-	-	-	-	✓	✓	✓	✓	✓	✓
TM-P60 (Receipt)	✓	-	-	-	-	-	-	-	-	-	-	-	✓	✓	✓	✓	✓	✓
TM-P60 (Peeler)	✓	-	-	-	-	-	-	-	-	-	-	-	✓	✓	✓	✓	✓	✓
TM-P60II (Receipt)	✓	-	-	-	-	-	-	-	-	-	-	-	✓	✓	✓	✓	✓	✓
TM-P60II (Peeler)	✓	-	-	-	-	-	-	-	-	-	-	-	✓	✓	✓	✓	✓	✓
TM-P80	✓	-	-	-	-	-	-	-	-	-	-	-	✓	✓	✓	✓	✓	✓
TM-P80II	✓	-	-	-	-	-	-	-	-	-	-	-	✓	✓	✓	✓	✓	✓
TM-H6000V	✓	-	✓ ^{*5}	✓	-	-	-	-	-	-	-	-	✓	✓	✓	✓	✓	✓
TM-T20II-i	✓	-	-	✓	✓	-	✓ ^{*6}	✓ ^{*6}	✓	-	-	✓	✓	✓	✓	✓	-	-
TM-T70-i	✓	-	-	✓	✓	-	✓ ^{*6}	✓ ^{*6}	✓	-	-	✓	✓	✓	✓	✓	-	-
TM-T82II-i	✓	-	-	✓	✓	-	✓ ^{*6}	✓ ^{*6}	✓	-	-	✓	✓	✓	✓	✓	-	-
TM-T83II-i	✓	-	-	✓	✓	-	✓ ^{*6}	✓ ^{*6}	✓	-	-	✓	✓	✓	✓	✓	-	-
TM-T88V-i	✓	-	-	✓	✓	-	✓ ^{*6}	✓ ^{*6}	✓	-	-	✓	✓	✓	✓	✓	-	-
TM-T88VI-iHUB	✓	-	-	✓	✓	-	✓ ^{*6}	✓ ^{*6}	✓	✓ ^{*7}	-	✓	✓	✓	✓	✓	-	-
TM-U220-i	✓	-	-	✓	✓	-	✓ ^{*6}	✓ ^{*6}	✓	-	-	✓	✓	✓	✓	✓	-	-
TM-U220IIB-i	✓	-	-	✓	✓	-	✓ ^{*6}	✓ ^{*6}	✓	-	-	✓	✓	✓	✓	✓	-	-
TM-T70II-DT	✓	-	-	✓	✓	✓	✓	✓	✓	-	✓	✓	✓	✓	✓	✓	-	-
TM-T70II-DT2	✓	-	-	✓	✓	✓	✓	✓	✓	-	✓	✓	✓	✓	✓	✓	-	-
TM-T88V-DT	✓	-	-	✓	✓	✓	✓	✓	✓	-	✓	✓	✓	✓	✓	✓	-	-
TM-T88VI-DT2	✓	-	-	✓	✓	✓	✓	✓	✓	-	✓	✓	✓	✓	✓	✓	-	-
TM-H6000IV-DT	✓	-	-	✓	✓	✓	✓	✓	✓	-	✓	✓	✓	✓	✓	✓	-	-
TM-T88IV ^{*2}	✓	-	-	-	-	-	-	-	-	-	-	-	-	-	-	-	-	-
TM-T90 ^{*2}	✓	-	-	-	-	-	-	-	-	-	-	-	-	-	-	-	-	-
TM-L90 ^{*2}	✓	-	-	-	-	-	-	-	-	-	-	-	-	-	-	-	-	-
TM-H6000IV ^{*2}	✓	-	-	-	-	-	-	-	-	-	-	-	-	-	-	-	-	-

*1: The availability and restriction on the use of APIs varies for each printer. Refer to [List of Supported APIs](#).

*2: Supports control as a slave printer only.

*3: Supported by TM-m30 firmware Ver. 1.40 ESC/POS or later.

*4: Supported by TM-T88VI firmware Ver. 40.50 ESC/POS or later.

*5: The availability and restriction on the use of APIs varies for each model. Refer to [HybridPrinter class](#).

*6: Does not support control by the device control program.

*7: Supported with the following versions of firmware.

- TM-m30 firmware Ver. 1.46A ESC/POS or later
- TM-m30 firmware Ver. 1.46B ESC/POS or later
- TM-T88VI-iHUB firmware Ver. 50.52A ESC/POS or later
- TM-T88VI-iHUB firmware Ver. 50.52B ESC/POS or later

*8: Supported by TM-L100 firmware Ver. 1.08 ESC/POS or later.

List of Supported APIs

Provides list of supported APIs for each printer.

The following is an explanation of the symbol indicated in table:

- ✓: Supported.
- ✓*: Supported but has a restriction on specifying the parameter setting value.
- : Not supported.

For information on the "✓*" restrictions, refer to Printer-specific Support Information.

Printer class

Single-function models (1)

API	TM-m10	TM-m30	TM-m30II	TM-m30II-H	TM-m30II-NT	TM-m30II-S	TM-m30II-SL	TM-m30III	TM-m30III-H	TM-m50	TM-m50II	TM-m50II-H	TM-T20	TM-T20II	TM-T20III
Printer	✓*	✓*	✓*	✓*	✓*	✓*	✓*	✓*	✓*	✓*	✓*	✓*	✓*	✓*	✓*
connect	✓	✓	✓	✓	✓	✓	✓	✓	✓	✓	✓	✓	✓	✓	✓
disconnect	✓	✓	✓	✓	✓	✓	✓	✓	✓	✓	✓	✓	✓	✓	✓
startMonitor	✓	✓	✓	✓	✓	✓	✓	✓	✓	✓	✓	✓	✓	✓	✓
stopMonitor	✓	✓	✓	✓	✓	✓	✓	✓	✓	✓	✓	✓	✓	✓	✓
getStatus	✓	✓	✓	✓	✓	✓	✓	✓	✓	✓	✓	✓	✓	✓	✓
sendData	✓	✓	✓	✓	✓	✓	✓	✓	✓	✓	✓	✓	✓	✓	✓
beginTransaction	✓	✓	✓	✓	✓	✓	✓	✓	✓	✓	✓	✓	-	-	-
endTransaction	✓	✓	✓	✓	✓	✓	✓	✓	✓	✓	✓	✓	-	-	-
requestPrintJobStatus	-	-	-	-	-	-	-	-	-	-	-	-	-	-	-
clearCommandBuffer	✓	✓	✓	✓	✓	✓	✓	✓	✓	✓	✓	✓	✓	✓	✓
addTextAlign	✓	✓	✓	✓	✓	✓	✓	✓	✓	✓	✓	✓	✓	✓	✓
addLineSpace	✓	✓	✓	✓	✓	✓	✓	✓	✓	✓	✓	✓	✓	✓	✓
addTextRotate	✓	✓	✓	✓	✓	✓	✓	✓	✓	✓	✓	✓	✓	✓	✓
addText	✓	✓	✓	✓	✓	✓	✓	✓	✓	✓	✓	✓	✓	✓	✓
addTextLang	✓*	✓*	✓*	✓	✓	✓	✓	✓	✓	✓	✓	✓	✓*	✓*	✓*
addTextFont	✓*	✓*	✓*	✓*	✓*	✓*	✓*	✓*	✓*	✓*	✓*	✓*	✓*	✓*	✓*
addTextSmooth	✓	✓	✓	✓	✓	✓	✓	✓	✓	✓	✓	✓	✓	✓	✓
addTextSize	✓	✓	✓	✓	✓	✓	✓	✓	✓	✓	✓	✓	✓	✓	✓
addTextStyle	✓*	✓*	✓*	✓*	✓*	✓*	✓*	✓*	✓*	✓*	✓*	✓*	✓*	✓*	✓*
addHPosition	✓	✓	✓	✓	✓	✓	✓	✓	✓	✓	✓	✓	✓	✓	✓
addFeedUnit	✓	✓	✓	✓	✓	✓	✓	✓	✓	✓	✓	✓	✓	✓	✓

API	TM-m10	TM-m30	TM-m30II	TM-m30II-H	TM-m30II-NT	TM-m30II-S	TM-m30II-SL	TM-m30III	TM-m30III-H	TM-m50	TM-m50II	TM-m50II-H	TM-T20	TM-T20II	TM-T20III
addFeedLine	✓	✓	✓	✓	✓	✓	✓	✓	✓	✓	✓	✓	✓	✓	✓
addImage	✓*	✓*	✓*	✓*	✓*	✓*	✓*	✓*	✓*	✓*	✓	✓	✓*	✓*	✓*
addLogo	✓	✓	✓	✓	✓	✓	✓	✓	✓	✓	✓	✓	✓	✓	✓
addBarcode	✓*	✓*	✓*	✓*	✓*	✓*	✓*	✓*	✓*	✓*	✓*	✓*	✓*	✓*	✓*
addSymbol	✓*	✓*	✓*	✓*	✓*	✓*	✓*	✓*	✓*	✓*	✓*	✓*	✓*	✓*	✓*
addHLine	-	-	-	-	-	-	-	-	-	-	-	-	-	-	-
addVLineBegin	-	-	-	-	-	-	-	-	-	-	-	-	-	-	-
addVLineEnd	-	-	-	-	-	-	-	-	-	-	-	-	-	-	-
addPageBegin	✓	✓	✓	✓	✓	✓	✓	✓	✓	✓	✓	✓	✓	✓	✓
addPageEnd	✓	✓	✓	✓	✓	✓	✓	✓	✓	✓	✓	✓	✓	✓	✓
addPageArea	✓	✓	✓	✓	✓	✓	✓	✓	✓	✓	✓	✓	✓	✓	✓
addPageDirection	✓	✓	✓	✓	✓	✓	✓	✓	✓	✓	✓	✓	✓	✓	✓
addPagePosition	✓	✓	✓	✓	✓	✓	✓	✓	✓	✓	✓	✓	✓	✓	✓
addPageLine	✓*	✓*	✓*	✓*	✓*	✓*	✓*	✓*	✓*	✓*	✓*	✓*	-	-	-
addPageRectangle	✓*	✓*	✓*	✓*	✓*	✓*	✓*	✓*	✓*	✓*	✓*	✓*	-	-	-
addRotateBegin	-	-	✓	✓	✓	✓	✓	✓	✓	✓	✓	✓	-	-	-
addRotateEnd	-	-	✓	✓	✓	✓	✓	✓	✓	✓	✓	✓	-	-	-
addCut	✓*	✓*	✓*	✓*	✓*	✓*	✓*	✓	✓	✓*	✓	✓	✓*	✓*	✓*
addPulse	✓	✓	✓	✓	✓	✓	✓	✓	✓	✓	✓	✓	✓	✓	✓
addSound	✓*	✓*	✓*	✓*	✓*	✓*	✓*	✓*	✓*	✓*	✓*	✓*	✓*	✓*	✓*
addFeedPosition	-	-	-	-	-	-	-	-	-	-	-	-	-	-	-
addLayout	-	-	-	-	-	-	-	-	-	-	-	-	-	-	-
addCommand	✓	✓	✓	✓	✓	✓	✓	✓	✓	✓	✓	✓	✓	✓	✓
getMaintenanceCounter	-	✓	✓	✓	✓	✓	✓	✓	✓	✓	✓	✓	-	✓	✓
resetMaintenanceCounter	-	✓	✓	✓	✓	✓	✓	✓	✓	✓	✓	✓	-	✓	✓
getPrinterSetting	-	✓*	✓*	✓*	✓*	✓*	✓*	-	-	✓*	-	-	-	✓*	✓*
setPrinterSetting	-	✓*	✓*	✓*	✓*	✓*	✓*	-	-	✓*	-	-	-	✓*	✓*
getPrinterSettingEx	-	✓	✓	✓	-	-	-	✓	✓	✓	✓	✓	-	-	-
setPrinterSettingEx	-	-	✓	✓	-	-	-	✓	✓	-	✓	✓	-	-	-
setPrinterSettingEx[Obsolete]	-	-	✓	✓	-	-	-	-	-	-	-	-	-	-	-
verifyPassword	-	-	✓	✓	-	-	-	✓	✓	-	✓	✓	-	-	-
getPrinterInformation	-	✓	✓	✓	✓	✓	✓	-	-	✓	-	-	-	-	-

API	TM-m10	TM-m30	TM-m30II	TM-m30II-H	TM-m30II-NT	TM-m30II-S	TM-m30II-SL	TM-m30III	TM-m30III-H	TM-m50	TM-m50II	TM-m50II-H	TM-T20	TM-T20II	TM-T20III
downloadFirmwareList	✓*	✓*	✓*	✓*	✓*	✓*	-	✓*	✓*	-	-	-	-	-	-
getPrinterFirmwareInfo	✓	✓	✓	✓	✓	✓	-	-	-	-	-	-	-	-	-
verifyUpdate	✓	✓	✓	✓	✓	✓	-	-	-	-	-	-	-	-	-
updateFirmware	✓	✓	✓	✓	✓	✓	-	-	-	-	-	-	-	-	-
forceRecover	-	-	-	-	-	-	-	-	-	-	-	-	-	-	-
forcePulse	-	-	-	-	-	-	-	-	-	-	-	-	-	-	-
forceStopSound	-	-	-	-	-	-	-	-	-	-	-	-	-	-	-
forceCommand	-	-	-	-	-	-	-	-	-	-	-	-	-	-	-
forceReset	-	-	-	-	-	-	-	-	-	-	-	-	-	-	-
setStatusChangeEventLis- tener	✓	✓	✓	✓	✓	✓	✓	✓	✓	✓	✓	✓	✓	✓	✓
setReceiveEventListener	✓	✓	✓	✓	✓	✓	✓	✓	✓	✓	✓	✓	✓	✓	✓
setGetPrinterSettingExLis- tener	-	-	✓	✓	-	-	-	✓	✓	-	✓	✓	-	-	-
setSetPrinterSettingExLis- tener	-	-	✓	✓	-	-	-	✓	✓	-	✓	✓	-	-	-
setVerifyPasswordListener	-	-	✓	✓	-	-	-	✓	✓	-	✓	✓	-	-	-
interval	✓	✓	✓	✓	✓	✓	✓	-	-	✓	-	-	✓	✓	✓

Single-function models (2)

API	TM-T20IIIL	TM-T20IV	TM-T20IV-L	TM-T20IV-SP	TM-T20X	TM-T20X-II	TM-T60	TM-T70	TM-T70II	TM-T81II	TM-T81III	TM-T82	TM-T82II	TM-T82III	TM-T82IIIL
Printer	✓*	✓*	✓*	✓*	✓*	✓*	✓*	✓*	✓*	✓*	✓*	✓*	✓*	✓*	✓*
connect	✓	✓	✓	✓	✓	✓	✓	✓	✓	✓	✓	✓	✓	✓	✓
disconnect	✓	✓	✓	✓	✓	✓	✓	✓	✓	✓	✓	✓	✓	✓	✓
startMonitor	✓	✓	✓	✓	✓	✓	✓	✓	✓	✓	✓	✓	✓	✓	✓
stopMonitor	✓	✓	✓	✓	✓	✓	✓	✓	✓	✓	✓	✓	✓	✓	✓
getStatus	✓	✓	✓	✓	✓	✓	✓	✓	✓	✓	✓	✓	✓	✓	✓
sendData	✓	✓	✓	✓	✓	✓	✓	✓	✓	✓	✓	✓	✓	✓	✓
beginTransaction	-	-	-	-	-	-	-	-	-	-	-	-	-	-	-
endTransaction	-	-	-	-	-	-	-	-	-	-	-	-	-	-	-
requestPrintJobStatus	-	-	-	-	-	-	-	-	-	-	-	-	-	-	-
clearCommandBuffer	✓	✓	✓	✓	✓	✓	✓	✓	✓	✓	✓	✓	✓	✓	✓

API	TM-T20III	TM-T20IV	TM-T20IV-L	TM-T20IV-SP	TM-T20X	TM-T20X-II	TM-T60	TM-T70	TM-T70II	TM-T81II	TM-T81III	TM-T82	TM-T82II	TM-T82III	TM-T82IIIL
addTextAlign	✓	✓	✓	✓	✓	✓	✓	✓	✓	✓	✓	✓	✓	✓	✓
addLineSpace	✓	✓	✓	✓	✓	✓	✓	✓	✓	✓	✓	✓	✓	✓	✓
addTextRotate	✓	✓	✓	✓	✓	✓	✓	✓	✓	✓	✓	✓	✓	✓	✓
addText	✓	✓	✓	✓	✓	✓	✓	✓	✓	✓	✓	✓	✓	✓	✓
addTextLang	✓*	✓*	✓*	✓*	✓*	✓*	✓*	✓*	✓*	✓*	✓*	✓*	✓*	✓*	✓*
addTextFont	✓*	✓*	✓*	✓*	✓*	✓*	✓*	✓*	✓*	✓*	✓*	✓*	✓*	✓*	✓*
addTextSmooth	✓	✓	✓	✓	✓	✓	✓	✓	✓	✓	✓	✓	✓	✓	✓
addTextSize	✓	✓	✓	✓	✓	✓	✓	✓	✓	✓	✓	✓	✓	✓	✓
addTextStyle	✓*	✓*	✓*	✓*	✓*	✓*	✓*	✓*	✓*	✓*	✓*	✓*	✓*	✓*	✓*
addHPosition	✓	✓	✓	✓	✓	✓	✓	✓	✓	✓	✓	✓	✓	✓	✓
addFeedUnit	✓	✓	✓	✓	✓	✓	✓	✓	✓	✓	✓	✓	✓	✓	✓
addFeedLine	✓	✓	✓	✓	✓	✓	✓	✓	✓	✓	✓	✓	✓	✓	✓
addImage	✓*	✓*	✓*	✓*	✓*	✓*	✓*	✓*	✓*	✓*	✓*	✓*	✓*	✓*	✓*
addLogo	✓	✓	✓	✓	✓	✓	✓	✓	✓	✓	✓	✓	✓	✓	✓
addBarcode	✓*	✓*	✓*	✓*	✓*	✓*	✓*	✓*	✓*	✓*	✓*	✓*	✓*	✓*	✓*
addSymbol	✓*	✓*	✓*	✓*	✓*	✓*	✓*	✓*	✓*	✓*	✓*	✓*	✓*	✓*	✓*
addHLine	-	-	-	-	-	-	-	-	-	-	-	-	-	-	-
addVLineBegin	-	-	-	-	-	-	-	-	-	-	-	-	-	-	-
addVLineEnd	-	-	-	-	-	-	-	-	-	-	-	-	-	-	-
addPageBegin	✓	✓	✓	✓	✓	✓	✓	✓	✓	✓	✓	✓	✓	✓	✓
addPageEnd	✓	✓	✓	✓	✓	✓	✓	✓	✓	✓	✓	✓	✓	✓	✓
addPageArea	✓	✓	✓	✓	✓	✓	✓	✓	✓	✓	✓	✓	✓	✓	✓
addPageDirection	✓	✓	✓	✓	✓	✓	✓	✓	✓	✓	✓	✓	✓	✓	✓
addPagePosition	✓	✓	✓	✓	✓	✓	✓	✓	✓	✓	✓	✓	✓	✓	✓
addPageLine	-	-	-	-	-	-	-	-	-	-	-	-	-	-	-
addPageRectangle	-	-	-	-	-	-	-	-	-	-	-	-	-	-	-
addRotateBegin	-	-	-	-	-	-	-	-	-	-	-	-	-	-	-
addRotateEnd	-	-	-	-	-	-	-	-	-	-	-	-	-	-	-
addCut	✓*	✓*	✓*	✓*	✓*	✓*	✓*	✓*	✓*	✓*	✓*	✓*	✓*	✓*	✓*
addPulse	✓	✓	✓	✓	✓	✓	✓	✓	✓	✓	✓	✓	✓	✓	✓
addSound	✓*	✓*	✓*	✓*	✓*	✓*	-	-	✓*	-	✓*	✓*	✓*	✓*	✓*
addFeedPosition	-	-	-	-	-	-	-	-	-	-	-	-	-	-	-
addLayout	-	-	-	-	-	-	-	-	-	-	-	-	-	-	-

API	TM-T20IIIL	TM-T20IV	TM-T20IV-L	TM-T20IV-SP	TM-T20X	TM-T20X-II	TM-T60	TM-T70	TM-T70II	TM-T81II	TM-T81III	TM-T82	TM-T82II	TM-T82III	TM-T82IIIL
addCommand	✓	✓	✓	✓	✓	✓	✓	✓	✓	✓	✓	✓	✓	✓	✓
getMaintenanceCounter	-	✓	-	✓	-	-	-	-	-	-	-	-	-	-	-
resetMaintenanceCounter	-	✓	-	✓	-	-	-	-	-	-	-	-	-	-	-
getPrinterSetting	-	✓*	-	✓*	-	-	-	-	-	-	-	-	✓*	✓*	✓*
setPrinterSetting	-	✓*	-	✓*	-	-	-	-	-	-	-	-	✓*	✓*	✓*
getPrinterSettingEx	-	-	-	-	-	-	-	-	-	-	-	-	-	-	-
setPrinterSettingEx	-	-	-	-	-	-	-	-	-	-	-	-	-	-	-
setPrinterSettingEx[Obsolete]	-	-	-	-	-	-	-	-	-	-	-	-	-	-	-
verifyPassword	-	-	-	-	-	-	-	-	-	-	-	-	-	-	-
getPrinterInformation	-	-	-	-	-	-	-	-	-	-	-	-	-	-	-
downloadFirmwareList	-	-	-	-	-	-	-	-	-	-	-	-	-	-	-
getPrinterFirmwareInfo	-	-	-	-	-	-	-	-	-	-	-	-	-	-	-
verifyUpdate	-	-	-	-	-	-	-	-	-	-	-	-	-	-	-
updateFirmware	-	-	-	-	-	-	-	-	-	-	-	-	-	-	-
forceRecover	-	-	-	-	-	-	-	-	-	-	-	-	-	-	-
forcePulse	-	-	-	-	-	-	-	-	-	-	-	-	-	-	-
forceStopSound	-	-	-	-	-	-	-	-	-	-	-	-	-	-	-
forceCommand	-	-	-	-	-	-	-	-	-	-	-	-	-	-	-
forceReset	-	-	-	-	-	-	-	-	-	-	-	-	-	-	-
setStatusChangeEventLis- tener	✓	✓	✓	✓	✓	✓	✓	✓	✓	✓	✓	✓	✓	✓	✓
setReceiveEventListener	✓	✓	✓	✓	✓	✓	✓	✓	✓	✓	✓	✓	✓	✓	✓
setGetPrinterSettingExLis- tener	-	-	-	-	-	-	-	-	-	-	-	-	-	-	-
setSetPrinterSettingExLis- tener	-	-	-	-	-	-	-	-	-	-	-	-	-	-	-
setVerifyPasswordListener	-	-	-	-	-	-	-	-	-	-	-	-	-	-	-
interval	✓	✓	✓	✓	✓	✓	✓	✓	✓	✓	✓	✓	✓	✓	✓

Single-function models (3)

API	TM-T82IV	TM-T82IV-L	TM-T82X	TM-T82X-II	TM-T83II	TM-T83III	TM-T83IV	TM-T88V	TM-T88VI	TM-T88VII	TM-T100	TM-L90 Liner-Free Label Printer Model	TM-L100	TM-U220	TM-U220II
Printer	✓*	✓*	✓*	✓*	✓*	✓*	✓*	✓*	✓*	✓*	✓*	✓*	✓*	✓*	✓*
connect	✓	✓	✓	✓	✓	✓	✓	✓	✓	✓	✓	✓	✓	✓	✓
disconnect	✓	✓	✓	✓	✓	✓	✓	✓	✓	✓	✓	✓	✓	✓	✓
startMonitor	✓	✓	✓	✓	✓	✓	✓	✓	✓	✓	✓	✓	✓	✓	✓
stopMonitor	✓	✓	✓	✓	✓	✓	✓	✓	✓	✓	✓	✓	✓	✓	✓
getStatus	✓	✓	✓	✓	✓	✓	✓	✓	✓	✓	✓	✓	✓	✓	✓
sendData	✓	✓	✓	✓	✓	✓	✓	✓	✓	✓	✓	✓	✓	✓	✓
beginTransaction	-	-	-	-	-	-	-	-	✓	✓	-	-	✓	-	-
endTransaction	-	-	-	-	-	-	-	-	✓	✓	-	-	✓	-	-
requestPrintJobStatus	-	-	-	-	-	-	-	-	-	-	-	-	-	-	-
clearCommandBuffer	✓	✓	✓	✓	✓	✓	✓	✓	✓	✓	✓	✓	✓	✓	✓
addTextAlign	✓	✓	✓	✓	✓	✓	✓	✓	✓	✓	✓	✓	✓	✓	✓
addLineSpace	✓	✓	✓	✓	✓	✓	✓	✓	✓	✓	✓	✓	✓	✓	✓
addTextRotate	✓	✓	✓	✓	✓	✓	✓	✓	✓	✓	✓	✓	✓	✓	✓
addText	✓	✓	✓	✓	✓	✓	✓	✓	✓	✓	✓	✓	✓	✓	✓
addTextLang	✓*	✓*	✓*	✓*	✓*	✓*	✓*	✓*	✓*	✓	✓*	✓*	✓*	✓*	✓*
addTextFont	✓*	✓*	✓*	✓*	✓*	✓*	✓*	✓*	✓*	✓*	✓*	✓*	✓*	✓*	✓*
addTextSmooth	✓	✓	✓	✓	✓	✓	✓	✓	✓	✓	✓	✓	✓	✓	✓
addTextSize	✓	✓	✓	✓	✓	✓	✓	✓	✓	✓	✓	✓	✓	✓	✓
addTextStyle	✓*	✓*	✓*	✓*	✓*	✓*	✓*	✓*	✓*	✓*	✓*	✓*	✓*	✓*	✓*
addHPosition	✓	✓	✓	✓	✓	✓	✓	✓	✓	✓	✓	✓	✓	-	✓
addFeedUnit	✓	✓	✓	✓	✓	✓	✓	✓	✓	✓	✓	✓	✓	✓	✓
addFeedLine	✓	✓	✓	✓	✓	✓	✓	✓	✓	✓	✓	✓	✓	✓	✓
addImage	✓*	✓*	✓*	✓*	✓*	✓*	✓*	✓*	✓*	✓*	✓*	✓*	✓	✓*	✓*
addLogo	✓	✓	✓	✓	✓	✓	✓	✓	✓	✓	✓	✓	✓	✓*	✓*
addBarcode	✓*	✓*	✓*	✓*	✓*	✓*	✓*	✓*	✓*	✓*	✓*	✓*	✓*	-	-

API	TM-T82IV	TM-T82IV-L	TM-T82X	TM-T82X-II	TM-T83II	TM-T83III	TM-T83IV	TM-T88V	TM-T88VI	TM-T88VII	TM-T100	TM-L90 Liner-Free Label Printer Model	TM-L100	TM-U220	TM-U220II
addSymbol	✓*	✓*	✓*	✓*	✓*	✓*	✓*	✓*	✓*	✓*	✓*	✓*	✓*	-	-
addHLine	-	-	-	-	-	-	-	-	-	-	-	-	-	-	-
addVLineBegin	-	-	-	-	-	-	-	-	-	-	-	-	-	-	-
addVLineEnd	-	-	-	-	-	-	-	-	-	-	-	-	-	-	-
addPageBegin	✓	✓	✓	✓	✓	✓	✓	✓	✓	✓	✓	✓	✓	-	-
addPageEnd	✓	✓	✓	✓	✓	✓	✓	✓	✓	✓	✓	✓	✓	-	-
addPageArea	✓	✓	✓	✓	✓	✓	✓	✓	✓	✓	✓	✓	✓	-	-
addPageDirection	✓	✓	✓	✓	✓	✓	✓	✓	✓	✓	✓	✓	✓	-	-
addPagePosition	✓	✓	✓	✓	✓	✓	✓	✓	✓	✓	✓	✓	✓	-	-
addPageLine	-	-	-	-	-	-	-	-	✓*	✓*	-	-	✓*	-	-
addPageRectangle	-	-	-	-	-	-	-	-	✓*	✓*	-	-	✓*	-	-
addRotateBegin	-	-	-	-	-	-	-	-	-	✓	-	-	✓	-	-
addRotateEnd	-	-	-	-	-	-	-	-	-	✓	-	-	✓	-	-
addCut	✓*	✓*	✓*	✓*	✓*	✓*	✓*	✓*	✓*	✓*	✓*	✓*	✓*	✓*	✓*
addPulse	✓	✓	✓	✓	✓	✓	✓	✓	✓	✓	✓	✓	✓	✓	✓
addSound	✓*	✓*	✓*	✓*	✓*	✓*	✓*	✓*	✓*	✓*	✓*	✓*	✓*	-	✓*
addFeedPosition	-	-	-	-	-	-	-	-	-	-	-	✓	✓*	-	-
addLayout	-	-	-	-	-	-	-	-	-	-	-	-	-	-	-
addCommand	✓	✓	✓	✓	✓	✓	✓	✓	✓	✓	✓	✓	✓	✓	✓
getMaintenanceCounter	-	-	-	-	-	-	-	-	✓	✓	-	-	✓	-	-
resetMaintenanceCounter	-	-	-	-	-	-	-	-	✓	✓	-	-	-	-	-
getPrinterSetting	✓*	✓*	-	-	-	-	-	-	✓*	✓*	-	-	-	✓*	-
setPrinterSetting	✓*	✓*	-	-	-	-	-	-	✓*	✓*	-	-	-	✓*	-
getPrinterSettingEx	-	-	-	-	-	-	-	-	-	-	-	-	✓	-	✓
setPrinterSettingEx	-	-	-	-	-	-	-	-	-	-	-	-	✓	-	✓
setPrinterSettingEx[Obsolete]	-	-	-	-	-	-	-	-	-	-	-	-	✓	-	-

API	TM-T82IV	TM-T82IV-L	TM-T82X	TM-T82X-II	TM-T83II	TM-T83III	TM-T83IV	TM-T88V	TM-T88VI	TM-T88VII	TM-T100	TM-L90 Liner-Free Label Printer Model	TM-L100	TM-U220	TM-U220II
verifyPassword	-	-	-	-	-	-	-	-	-	-	-	-	✓	-	✓
getPrinterInformation	-	-	-	-	-	-	-	-	-	-	-	-	-	-	-
downloadFirmwareList	-	-	-	-	-	-	-	-	✓*	-	-	-	-	-	-
getPrinterFirmwareInfo	-	-	-	-	-	-	-	-	✓	-	-	-	-	-	-
verifyUpdate	-	-	-	-	-	-	-	-	✓	-	-	-	-	-	-
updateFirmware	-	-	-	-	-	-	-	-	✓	-	-	-	-	-	-
forceRecover	-	-	-	-	-	-	-	-	-	-	-	-	-	-	-
forcePulse	-	-	-	-	-	-	-	-	-	-	-	-	-	-	-
forceStopSound	-	-	-	-	-	-	-	-	-	-	-	-	-	-	-
forceCommand	-	-	-	-	-	-	-	-	-	-	-	-	-	-	-
forceReset	-	-	-	-	-	-	-	-	-	-	-	-	-	-	-
setStatusChangeEventLis- tener	✓	✓	✓	✓	✓	✓	✓	✓	✓	✓	✓	✓	✓	✓	✓
setReceiveEventListener	✓	✓	✓	✓	✓	✓	✓	✓	✓	✓	✓	✓	✓	✓	✓
setGetPrinterSettingExLis- tener	-	-	-	-	-	-	-	-	-	-	-	-	✓	-	✓
setSetPrinterSettingExLis- tener	-	-	-	-	-	-	-	-	-	-	-	-	✓	-	✓
setVerifyPasswordListener	-	-	-	-	-	-	-	-	-	-	-	-	✓	-	✓
interval	✓	✓	✓	✓	✓	✓	✓	✓	✓	✓	✓	✓	-	✓	-

Single-function models (4)/Mobile models/Hybrid models

API	TM-U330	EU-m30	TM-P20	TM-P20II	TM-P60 (Receipt)	TM-P60 (Peeler)	TM-P60II (Receipt)	TM-P60II (Peeler)	TM-P80	TM-P80II	TM-H6000V
Printer	✓*	✓*	✓*	✓*	✓*	✓*	✓*	✓*	✓*	✓*	✓*
connect	✓	✓	✓	✓	✓	✓	✓	✓	✓	✓	✓

API	TM-U330	EU-m30	TM-P20	TM-P20II	TM-P60 (Receipt)	TM-P60 (Peeler)	TM-P60II (Receipt)	TM-P60II (Peeler)	TM-P80	TM-P80II	TM-H6000V
disconnect	✓	✓	✓	✓	✓	✓	✓	✓	✓	✓	✓
startMonitor	✓	✓	✓	✓	✓	✓	✓	✓	✓	✓	✓
stopMonitor	✓	✓	✓	✓	✓	✓	✓	✓	✓	✓	✓
getStatus	✓	✓	✓	✓	✓	✓	✓	✓	✓	✓	✓
sendData	✓	✓	✓	✓	✓	✓	✓	✓	✓	✓	✓
beginTransaction	-	✓	-	✓	-	-	-	-	-	✓	✓
endTransaction	-	✓	-	✓	-	-	-	-	-	✓	✓
requestPrintJobStatus	-	-	-	-	-	-	-	-	-	-	-
clearCommandBuffer	✓	✓	✓	✓	✓	✓	✓	✓	✓	✓	✓
addTextAlign	✓	✓	✓	✓	✓	✓	✓	✓	✓	✓	✓
addLineSpace	✓	✓	✓	✓	✓	✓	✓	✓	✓	✓	✓
addTextRotate	✓	✓	✓	✓	✓	✓	✓	✓	✓	✓	✓
addText	✓	✓	✓	✓	✓	✓	✓	✓	✓	✓	✓
addTextLang	✓*	✓	✓*	✓	✓*	✓*	✓*	✓*	✓*	✓	✓*
addTextFont	✓*	✓*	✓	✓*	✓*	✓*	✓*	✓*	✓*	✓*	✓*
addTextSmooth	✓	✓	✓	✓	✓	✓	✓	✓	✓	✓	✓
addTextSize	✓	✓	✓	✓	✓	✓	✓	✓	✓	✓	✓
addTextStyle	✓*	✓*	✓*	✓*	✓*	✓*	✓*	✓*	✓*	✓*	✓*
addHPosition	✓	✓	✓	✓	✓	✓	✓	✓	✓	✓	✓
addFeedUnit	✓	✓	✓	✓	✓	✓	✓	✓	✓	✓	✓
addFeedLine	✓	✓	✓	✓	✓	✓	✓	✓	✓	✓	✓
addImage	✓*	✓*	✓*	✓*	✓*	✓*	✓*	✓*	✓*	✓*	✓*
addLogo	✓*	✓	✓	✓	✓	✓	✓	✓	✓	✓	✓
addBarcode	✓*	✓*	✓*	✓	✓*	✓*	✓*	✓*	✓*	✓*	✓*
addSymbol	✓*	✓*	✓*	✓*	-	✓*	✓*	✓*	✓*	✓*	✓*
addHLine	-	-	-	-	-	-	-	-	-	-	-
addVLineBegin	-	-	-	-	-	-	-	-	-	-	-
addVLineEnd	-	-	-	-	-	-	-	-	-	-	-
addPageBegin	-	✓	✓	✓	✓	✓	✓	✓	✓	✓	✓
addPageEnd	-	✓	✓	✓	✓	✓	✓	✓	✓	✓	✓
addPageArea	-	✓	✓	✓	✓	✓	✓	✓	✓	✓	✓

API	TM-U330	EU-m30	TM-P20	TM-P20II	TM-P60 (Receipt)	TM-P60 (Peeler)	TM-P60II (Receipt)	TM-P60II (Peeler)	TM-P80	TM-P80II	TM-H6000V
addPageDirection	-	✓	✓	✓	✓	✓	✓	✓	✓	✓	✓
addPagePosition	-	✓	✓	✓	✓	✓	✓	✓	✓	✓	✓
addPageLine	-	✓*	✓*	✓*	✓*	✓*	✓*	✓*	✓*	✓*	✓*
addPageRectangle	-	✓*	✓*	✓*	✓*	✓*	✓*	✓*	✓*	✓*	✓*
addRotateBegin	-	✓	-	✓	-	-	-	-	-	✓	-
addRotateEnd	-	✓	-	✓	-	-	-	-	-	✓	-
addCut	✓*	✓*	✓*	✓*	✓*	✓*	✓*	✓*	✓*	✓*	✓*
addPulse	✓	-	-	✓	-	-	-	-	-	✓	✓
addSound	-	-	✓*	✓*	-	-	✓*	✓*	✓*	✓*	-
addFeedPosition	✓*	-	✓*	✓*	-	✓	-	✓	✓*	✓*	-
addLayout	-	-	✓*	✓*	-	✓	-	✓	✓*	✓*	-
addCommand	✓	✓	✓	✓	✓	✓	✓	✓	✓	✓	✓
getMaintenanceCounter	-	✓	✓*	✓*	-	-	-	-	-	-	-
resetMaintenanceCounter	-	✓	✓*	✓*	-	-	-	-	-	-	-
getPrinterSetting	-	✓*	✓*	-	-	-	-	-	-	-	-
setPrinterSetting	-	✓*	✓*	-	-	-	-	-	-	-	-
getPrinterSettingEx	-	✓	-	✓	-	-	-	-	-	✓	-
setPrinterSettingEx	-	✓	-	✓	-	-	-	-	-	✓	-
setPrinterSettingEx[Obsolete]	-	✓	-	-	-	-	-	-	-	-	-
verifyPassword	-	✓	-	✓	-	-	-	-	-	✓	-
getPrinterInformation	-	✓	-	-	-	-	-	-	-	-	-
downloadFirmwareList	-	-	-	✓*	-	-	-	-	-	✓*	-
getPrinterFirmwareInfo	-	-	-	-	-	-	-	-	-	-	-
verifyUpdate	-	-	-	-	-	-	-	-	-	-	-
updateFirmware	-	-	-	-	-	-	-	-	-	-	-
forceRecover	-	-	-	-	-	-	-	-	-	-	✓
forcePulse	-	-	-	-	-	-	-	-	-	-	✓
forceStopSound	-	-	-	-	-	-	-	-	-	-	-
forceCommand	-	-	-	-	-	-	-	-	-	-	✓
forceReset	-	-	-	-	-	-	-	-	-	-	✓

API	TM-U330	EU-m30	TM-P20	TM-P20II	TM-P60 (Receipt)	TM-P60 (Peeler)	TM-P60II (Receipt)	TM-P60II (Peeler)	TM-P80	TM-P80II	TM-H6000V
setStatusChangeEventLis- tener	✓	✓	✓	✓	✓	✓	✓	✓	✓	✓	✓
setReceiveEventListener	✓	✓	✓	✓	✓	✓	✓	✓	✓	✓	✓
setGetPrinterSettingExLis- tener	-	✓	-	✓	-	-	-	-	-	✓	-
setSetPrinterSettingExLis- tener	-	✓	-	✓	-	-	-	-	-	✓	-
setVerifyPasswordListener	-	✓	-	✓	-	-	-	-	-	✓	-
interval	✓	✓	✓	-	✓	✓	✓	✓	✓	-	✓

TM-i Series/TM-DT Series

API	TM-T20II-i	TM-T70-i	TM-T82II-i	TM-T83II-i	TM-T88V-i	TM-T88VI-iHUB	TM-U220-i	TM-U220IIB-i	TM-T70II-DT	TM-T70II-DT2	TM-T88V-DT	TM-T88VI-DT2	TM-H6000IV-DT
Printer	✓*	✓*	✓*	✓*	✓*	✓*	✓*	✓*	✓*	✓*	✓*	✓*	✓*
connect	✓	✓	✓	✓	✓	✓	✓	✓	✓	✓	✓	✓	✓
disconnect	✓	✓	✓	✓	✓	✓	✓	✓	✓	✓	✓	✓	✓
startMonitor	✓	✓	✓	✓	✓	✓	✓	✓	✓	✓	✓	✓	✓
stopMonitor	✓	✓	✓	✓	✓	✓	✓	✓	✓	✓	✓	✓	✓
getStatus	✓	✓	✓	✓	✓	✓	✓	✓	✓	✓	✓	✓	✓
sendData	✓	✓	✓	✓	✓	✓	✓	✓	✓	✓	✓	✓	✓
beginTransaction	-	-	-	-	-	-	-	-	-	-	-	-	-
endTransaction	-	-	-	-	-	-	-	-	-	-	-	-	-
requestPrintJobStatus	✓	✓	✓	✓	✓	✓	✓	✓	✓	✓	✓	✓	✓
clearCommandBuffer	✓	✓	✓	✓	✓	✓	✓	✓	✓	✓	✓	✓	✓
addTextAlign	✓	✓	✓	✓	✓	✓	✓	✓	✓	✓	✓	✓	✓
addLineSpace	✓	✓	✓	✓	✓	✓	✓	✓	✓	✓	✓	✓	✓
addTextRotate	✓	✓	✓	✓	✓	✓	✓	✓	✓	✓	✓	✓	✓
addText	✓	✓	✓	✓	✓	✓	✓	✓	✓	✓	✓	✓	✓
addTextLang	✓*	✓*	✓*	✓*	✓*	✓*	✓*	✓*	✓*	✓*	✓*	✓*	✓*
addTextFont	✓*	✓*	✓*	✓*	✓*	✓*	✓*	✓*	✓*	✓*	✓*	✓*	✓*
addTextSmooth	✓	✓	✓	✓	✓	✓	✓	✓	✓	✓	✓	✓	✓

API	TM-T20II-i	TM-T70-i	TM-T82II-i	TM-T83II-i	TM-T88V-i	TM-T88VI-iHUB	TM-U220-i	TM-U220IIB-i	TM-T70II-DT	TM-T70II-DT2	TM-T88V-DT	TM-T88VI-DT2	TM-H6000IV-DT
addTextSize	✓	✓	✓	✓	✓	✓	-	✓	✓	✓	✓	✓	✓
addTextStyle	✓*	✓*	✓*	✓*	✓*	✓*	✓*	✓*	✓*	✓*	✓*	✓*	✓*
addHPosition	✓	✓	✓	✓	✓	✓	-	✓	✓	✓	✓	✓	✓
addFeedUnit	✓	✓	✓	✓	✓	✓	✓	✓	✓	✓	✓	✓	✓
addFeedLine	✓	✓	✓	✓	✓	✓	✓	✓	✓	✓	✓	✓	✓
addImage	✓*	✓*	✓*	✓*	✓*	✓*	✓*	✓*	✓*	✓*	✓*	✓*	✓*
addLogo	✓	✓	✓	✓	✓	✓	-	-	✓	✓	✓	✓	✓
addBarcode	✓*	✓*	✓*	✓*	✓*	✓*	-	-	✓*	✓*	✓*	✓*	✓*
addSymbol	✓*	✓*	✓*	✓*	✓*	✓*	-	-	✓*	✓*	✓*	✓*	✓*
addHLine	-	-	-	-	-	-	-	-	-	-	-	-	-
addVLineBegin	-	-	-	-	-	-	-	-	-	-	-	-	-
addVLineEnd	-	-	-	-	-	-	-	-	-	-	-	-	-
addPageBegin	✓	✓	✓	✓	✓	✓	-	-	✓	✓	✓	✓	✓
addPageEnd	✓	✓	✓	✓	✓	✓	-	-	✓	✓	✓	✓	✓
addPageArea	✓	✓	✓	✓	✓	✓	-	-	✓	✓	✓	✓	✓
addPageDirection	✓	✓	✓	✓	✓	✓	-	-	✓	✓	✓	✓	✓
addPagePosition	✓	✓	✓	✓	✓	✓	-	-	✓	✓	✓	✓	✓
addPageLine	-	-	-	-	-	✓*	-	-	-	-	-	-	-
addPageRectangle	-	-	-	-	-	✓*	-	-	-	-	-	-	-
addRotateBegin	-	-	-	-	-	-	-	-	-	-	-	-	-
addRotateEnd	-	-	-	-	-	-	-	-	-	-	-	-	-
addCut	✓*	✓*	✓*	✓*	✓*	✓*	✓*	✓*	✓*	✓*	✓*	✓*	✓*
addPulse	✓	✓	✓	✓	✓	✓	✓	✓	✓	✓	✓	✓	✓
addSound	✓*	-	✓*	✓*	✓*	✓*	-	✓*	✓*	✓*	✓*	✓*	-
addFeedPosition	-	-	-	-	-	-	-	-	-	-	-	-	-
addLayout	-	-	-	-	-	-	-	-	-	-	-	-	-
addCommand	✓	✓	✓	✓	✓	✓	✓	✓	✓	✓	✓	✓	✓
getMaintenanceCounter	-	-	-	-	-	✓	-	-	-	-	-	-	-
resetMaintenanceCounter	-	-	-	-	-	✓	-	-	-	-	-	-	-
getPrinterSetting	-	-	-	-	-	✓*	-	-	-	-	-	-	-
setPrinterSetting	-	-	-	-	-	✓*	-	-	-	-	-	-	-
getPrinterSettingEx	-	-	-	-	-	-	-	✓	-	-	-	-	-

API	TM-T20II-i	TM-T70-i	TM-T82II-i	TM-T83II-i	TM-T88V-i	TM-T88VI-iHUB	TM-U220-i	TM-U220IIB-i	TM-T70II-DT	TM-T70II-DT2	TM-T88V-DT	TM-T88VI-DT2	TM-H6000IV-DT
setPrinterSettingEx	-	-	-	-	-	-	-	✓	-	-	-	-	-
setPrinterSettingEx[Obsolete]	-	-	-	-	-	-	-	-	-	-	-	-	-
verifyPassword	-	-	-	-	-	-	-	✓	-	-	-	-	-
getPrinterInformation	-	-	-	-	-	✓	-	-	-	-	-	-	-
downloadFirmwareList	-	-	-	-	-	✓*	-	-	-	-	-	-	-
getPrinterFirmwareInfo	-	-	-	-	-	✓	-	-	-	-	-	-	-
verifyUpdate	-	-	-	-	-	✓	-	-	-	-	-	-	-
updateFirmware	-	-	-	-	-	✓	-	-	-	-	-	-	-
forceRecover	✓	✓	✓	✓	✓	✓	-	-	✓	✓	✓	✓	✓
forcePulse	✓	✓	✓	✓	✓	✓	✓	✓	✓	✓	✓	✓	✓
forceStopSound	✓	-	✓	✓	✓	✓	-	-	✓	✓	✓	✓	-
forceCommand	✓	✓	✓	✓	✓	✓	✓	✓	✓	✓	✓	✓	✓
forceReset	✓	✓	✓	✓	✓	✓	✓	✓	✓	✓	✓	✓	✓
setStatusChangeEventLis- tener	✓	✓	✓	✓	✓	✓	✓	✓	✓	✓	✓	✓	✓
setReceiveEventListener	✓	✓	✓	✓	✓	✓	✓	✓	✓	✓	✓	✓	✓
setGetPrinterSettingExLis- tener	-	-	-	-	-	-	-	✓	-	-	-	-	-
setSetPrinterSettingExLis- tener	-	-	-	-	-	-	-	✓	-	-	-	-	-
setVerifyPasswordListener	-	-	-	-	-	-	-	✓	-	-	-	-	-
interval	✓	✓	✓	✓	✓	✓	✓	-	✓	✓	✓	✓	✓

Slave Printers

API	TM-T88IV	TM-T90	TM-L90	TM-H6000IV
Printer	✓*	✓*	✓*	✓*
connect	✓	✓	✓	✓
disconnect	✓	✓	✓	✓
startMonitor	✓	✓	✓	✓
stopMonitor	✓	✓	✓	✓
getStatus	✓	✓	✓	✓

API	TM-T88IV	TM-T90	TM-L90	TM-H6000IV
sendData	✓	✓	✓	✓
beginTransaction	-	-	-	-
endTransaction	-	-	-	-
requestPrintJobStatus	-	-	-	-
clearCommandBuffer	✓	✓	✓	✓
addTextAlign	✓	✓	✓	✓
addLineSpace	✓	✓	✓	✓
addTextRotate	✓	✓	✓	✓
addText	✓	✓	✓	✓
addTextLang	✓*	✓*	✓*	✓*
addTextFont	✓*	✓*	✓*	✓*
addTextSmooth	✓	✓	✓	✓
addTextSize	✓	✓	✓	✓
addTextStyle	✓*	✓*	✓*	✓*
addHPosition	✓	✓	✓	✓
addFeedUnit	✓	✓	✓	✓
addFeedLine	✓	✓	✓	✓
addImage	✓*	✓*	✓*	✓*
addLogo	✓	✓	✓	✓
addBarcode	✓*	✓*	✓*	✓*
addSymbol	✓*	✓*	✓*	✓*
addHLine	-	-	-	-
addVLineBegin	-	-	-	-
addVLineEnd	-	-	-	-
addPageBegin	✓	✓	✓	✓
addPageEnd	✓	✓	✓	✓
addPageArea	✓	✓	✓	✓
addPageDirection	✓	✓	✓	✓
addPagePosition	✓	✓	✓	✓
addPageLine	-	-	-	-
addPageRectangle	-	-	-	-
addRotateBegin	-	-	-	-
addRotateEnd	-	-	-	-

API	TM-T88IV	TM-T90	TM-L90	TM-H6000IV
addCut	✓*	✓*	✓*	✓*
addPulse	✓	✓	✓	✓
addSound	-	-	-	-
addFeedPosition	-	-	✓	-
addLayout	-	-	-	-
addCommand	✓	✓	✓	✓
getMaintenanceCounter	-	-	-	-
resetMaintenanceCounter	-	-	-	-
getPrinterSetting	-	-	-	-
setPrinterSetting	-	-	-	-
getPrinterSettingEx	-	-	-	-
setPrinterSettingEx	-	-	-	-
setPrinterSettingEx[Obsolete]	-	-	-	-
verifyPassword	-	-	-	-
getPrinterInformation	-	-	-	-
downloadFirmwareList	-	-	-	-
getPrinterFirmwareInfo	-	-	-	-
verifyUpdate	-	-	-	-
updateFirmware	-	-	-	-
forceRecover	-	-	-	-
forcePulse	-	-	-	-
forceStopSound	-	-	-	-
forceCommand	-	-	-	-
forceReset	-	-	-	-
setStatusChangeEventLis- tener	✓	✓	✓	✓
setReceiveEventListener	✓	✓	✓	✓
setGetPrinterSettingExLis- tener	-	-	-	-
setSetPrinterSettingExLis- tener	-	-	-	-
setVerifyPasswordListener	-	-	-	-
interval	✓	✓	✓	✓

LineDisplay class

Single-function models (1)

API	TM-m10	TM-m30	TM-m30II	TM-m30II-H	TM-m30II-NT	TM-m30II-S	TM-m30II-SL	TM-m30III	TM-m30III-H	TM-m50	TM-m50II	TM-m50II-H	TM-T20	TM-T20II	TM-T20III
LineDisplay	-	✓*	✓*	✓*	✓*	✓*	✓*	✓*	✓*	✓*	✓*	✓*	-	-	-
connect	-	✓	✓	✓	✓	✓	✓	✓	✓	✓	✓	✓	-	-	-
disconnect	-	✓	✓	✓	✓	✓	✓	✓	✓	✓	✓	✓	-	-	-
getStatus	-	✓	✓	✓	✓	✓	✓	✓	✓	✓	✓	✓	-	-	-
sendData	-	✓	✓	✓	✓	✓	✓	✓	✓	✓	✓	✓	-	-	-
clearCommandBuffer	-	✓	✓	✓	✓	✓	✓	✓	✓	✓	✓	✓	-	-	-
addInitialize	-	✓	✓	✓	✓	✓	✓	✓	✓	✓	✓	✓	-	-	-
addCreateWindow	-	✓	✓	✓	✓	✓	✓	✓	✓	✓	✓	✓	-	-	-
addDestroyWindow	-	✓	✓	✓	✓	✓	✓	✓	✓	✓	✓	✓	-	-	-
addSetCurrentWindow	-	✓	✓	✓	✓	✓	✓	✓	✓	✓	✓	✓	-	-	-
addClearCurrentWindow	-	✓	✓	✓	✓	✓	✓	✓	✓	✓	✓	✓	-	-	-
addCreateScreen	-	-	-	✓	✓	✓	✓	✓	✓	-	✓	✓	-	-	-
addCreateScreenCustom	-	-	-	✓	✓	✓	✓	✓	✓	-	✓	✓	-	-	-
addCreateTextArea	-	-	-	✓	✓	✓	✓	✓	✓	-	✓	✓	-	-	-
addDestroyTextArea	-	-	-	✓	✓	✓	✓	✓	✓	-	✓	✓	-	-	-
addSetCurrentTextArea	-	-	-	✓	✓	✓	✓	✓	✓	-	✓	✓	-	-	-
addClearCurrentTextArea	-	-	-	✓	✓	✓	✓	✓	✓	-	✓	✓	-	-	-
addSetCursorPosition	-	✓	✓	✓	✓	✓	✓	✓	✓	✓	✓	✓	-	-	-
addMoveCursorPosition	-	✓	✓	✓	✓	✓	✓	✓	✓	✓	✓	✓	-	-	-
addSetCursorType	-	✓	✓	✓	✓	✓	✓	✓	✓	✓	✓	✓	-	-	-
addText	-	✓*	✓*	✓	✓	✓	✓	✓	✓	✓*	✓	✓	-	-	-
addReverseText	-	✓	✓	✓	✓	✓	✓	✓	✓	✓	✓	✓	-	-	-
addMarqueeText	-	✓	✓	✓	✓	✓	✓	✓	✓	✓	✓	✓	-	-	-
addSetBlink	-	✓	✓	✓	✓	✓	✓	✓	✓	✓	✓	✓	-	-	-
addSetBrightness	-	✓	✓	✓	✓	✓	✓	✓	✓	✓	✓	✓	-	-	-
addBackgroundColor	-	-	-	✓	✓	✓	✓	✓	✓	-	✓	✓	-	-	-
addStartSlideShow	-	-	-	✓	✓	✓	✓	✓	✓	-	✓	✓	-	-	-
addStopSlideShow	-	-	-	✓	✓	✓	✓	✓	✓	-	✓	✓	-	-	-
addDownloadImage	-	-	-	✓	✓	✓	✓	✓	✓	-	✓	✓	-	-	-

API	TM-m10	TM-m30	TM-m30II	TM-m30II-H	TM-m30II-NT	TM-m30II-S	TM-m30II-SL	TM-m30III	TM-m30III-H	TM-m50	TM-m50II	TM-m50II-H	TM-T20	TM-T20II	TM-T20III
addRegisterDownloadImage	-	-	-	✓	✓	✓	✓	✓	✓	-	✓	✓	-	-	-
addNVImage	-	-	-	✓	✓	✓	✓	✓	✓	-	✓	✓	-	-	-
addClearImage	-	-	-	✓	✓	✓	✓	✓	✓	-	✓	✓	-	-	-
addSymbol	-	-	-	✓	✓	✓	✓	✓	✓	-	✓	✓	-	-	-
addClearSymbol	-	-	-	✓	✓	✓	✓	✓	✓	-	✓	✓	-	-	-
addShowClock	-	-	-	-	-	-	-	-	-	-	-	-	-	-	-
addCommand	-	✓	✓	✓	✓	✓	✓	✓	✓	✓	✓	✓	-	-	-
setReceiveEventListener	-	✓	✓	✓	✓	✓	✓	✓	✓	✓	✓	✓	-	-	-

Single-function models (2)

API	TM-T20III	TM-T20IV	TM-T20IV-L	TM-T20IV-SP	TM-T20X	TM-T20X-II	TM-T60	TM-T70	TM-T70II	TM-T81II	TM-T81III	TM-T82	TM-T82II	TM-T82III	TM-T82III-L
LineDisplay	-	-	-	-	-	-	-	-	-	-	-	-	-	-	-
connect	-	-	-	-	-	-	-	-	-	-	-	-	-	-	-
disconnect	-	-	-	-	-	-	-	-	-	-	-	-	-	-	-
getStatus	-	-	-	-	-	-	-	-	-	-	-	-	-	-	-
sendData	-	-	-	-	-	-	-	-	-	-	-	-	-	-	-
clearCommandBuffer	-	-	-	-	-	-	-	-	-	-	-	-	-	-	-
addInitialize	-	-	-	-	-	-	-	-	-	-	-	-	-	-	-
addCreateWindow	-	-	-	-	-	-	-	-	-	-	-	-	-	-	-
addDestroyWindow	-	-	-	-	-	-	-	-	-	-	-	-	-	-	-
addSetCurrentWindow	-	-	-	-	-	-	-	-	-	-	-	-	-	-	-
addClearCurrentWindow	-	-	-	-	-	-	-	-	-	-	-	-	-	-	-
addCreateScreen	-	-	-	-	-	-	-	-	-	-	-	-	-	-	-
addCreateScreenCustom	-	-	-	-	-	-	-	-	-	-	-	-	-	-	-
addCreateTextArea	-	-	-	-	-	-	-	-	-	-	-	-	-	-	-
addDestroyTextArea	-	-	-	-	-	-	-	-	-	-	-	-	-	-	-
addSetCurrentTextArea	-	-	-	-	-	-	-	-	-	-	-	-	-	-	-
addClearCurrentTextArea	-	-	-	-	-	-	-	-	-	-	-	-	-	-	-
addSetCursorPosition	-	-	-	-	-	-	-	-	-	-	-	-	-	-	-
addMoveCursorPosition	-	-	-	-	-	-	-	-	-	-	-	-	-	-	-

API	TM-T20IIIL	TM-T20IV	TM-T20IV-L	TM-T20IV-SP	TM-T20X	TM-T20X-II	TM-T60	TM-T70	TM-T70II	TM-T81II	TM-T81III	TM-T82	TM-T82II	TM-T82III	TM-T82IIIL
addSetCursorType	-	-	-	-	-	-	-	-	-	-	-	-	-	-	-
addText	-	-	-	-	-	-	-	-	-	-	-	-	-	-	-
addReverseText	-	-	-	-	-	-	-	-	-	-	-	-	-	-	-
addMarqueeText	-	-	-	-	-	-	-	-	-	-	-	-	-	-	-
addSetBlink	-	-	-	-	-	-	-	-	-	-	-	-	-	-	-
addSetBrightness	-	-	-	-	-	-	-	-	-	-	-	-	-	-	-
addBackgroundColor	-	-	-	-	-	-	-	-	-	-	-	-	-	-	-
addStartSlideShow	-	-	-	-	-	-	-	-	-	-	-	-	-	-	-
addStopSlideShow	-	-	-	-	-	-	-	-	-	-	-	-	-	-	-
addDownloadImage	-	-	-	-	-	-	-	-	-	-	-	-	-	-	-
addRegisterDownloadImage	-	-	-	-	-	-	-	-	-	-	-	-	-	-	-
addNVImage	-	-	-	-	-	-	-	-	-	-	-	-	-	-	-
addClearImage	-	-	-	-	-	-	-	-	-	-	-	-	-	-	-
addSymbol	-	-	-	-	-	-	-	-	-	-	-	-	-	-	-
addClearSymbol	-	-	-	-	-	-	-	-	-	-	-	-	-	-	-
addShowClock	-	-	-	-	-	-	-	-	-	-	-	-	-	-	-
addCommand	-	-	-	-	-	-	-	-	-	-	-	-	-	-	-
setReceiveEventListener	-	-	-	-	-	-	-	-	-	-	-	-	-	-	-

Single-function models (3)

API	TM-T82IV	TM-T82IV-L	TM-T82X	TM-T82X-II	TM-T83II	TM-T83III	TM-T83IV	TM-T88V	TM-T88VI	TM-T88VII	TM-T100	TM-L90 Liner-Free Label Printer Model	TM-L100	TM-U220	TM-U220II
LineDisplay	-	-	-	-	-	-	-	-	✓*	✓*	-	-	✓*	-	-
connect	-	-	-	-	-	-	-	-	✓	✓	-	-	✓	-	-
disconnect	-	-	-	-	-	-	-	-	✓	✓	-	-	✓	-	-

API	TM-T82IV	TM-T82IV-L	TM-T82X	TM-T82X-II	TM-T83II	TM-T83III	TM-T83IV	TM-T88V	TM-T88VI	TM-T88VII	TM-T100	TM-L90 Liner-Free Label Printer Model	TM-L100	TM-U220	TM-U220II
getStatus	-	-	-	-	-	-	-	-	✓	✓	-	-	✓	-	-
sendData	-	-	-	-	-	-	-	-	✓	✓	-	-	✓	-	-
clearCommandBuffer	-	-	-	-	-	-	-	-	✓	✓	-	-	✓	-	-
addInitialize	-	-	-	-	-	-	-	-	✓	✓	-	-	✓	-	-
addCreateWindow	-	-	-	-	-	-	-	-	✓	✓	-	-	✓	-	-
addDestroyWindow	-	-	-	-	-	-	-	-	✓	✓	-	-	✓	-	-
addSetCurrentWindow	-	-	-	-	-	-	-	-	✓	✓	-	-	✓	-	-
addClearCurrentWindow	-	-	-	-	-	-	-	-	✓	✓	-	-	✓	-	-
addCreateScreen	-	-	-	-	-	-	-	-	-	✓	-	-	✓	-	-
addCreateScreenCustom	-	-	-	-	-	-	-	-	-	✓	-	-	✓	-	-
addCreateTextArea	-	-	-	-	-	-	-	-	-	✓	-	-	✓	-	-
addDestroyTextArea	-	-	-	-	-	-	-	-	-	✓	-	-	✓	-	-
addSetCurrentTextArea	-	-	-	-	-	-	-	-	-	✓	-	-	✓	-	-
addClearCurrentTextArea	-	-	-	-	-	-	-	-	-	✓	-	-	✓	-	-
addSetCursorPosition	-	-	-	-	-	-	-	-	✓	✓	-	-	✓	-	-
addMoveCursorPosition	-	-	-	-	-	-	-	-	✓	✓	-	-	✓	-	-
addSetCursorType	-	-	-	-	-	-	-	-	✓	✓	-	-	✓	-	-
addText	-	-	-	-	-	-	-	-	✓*	✓	-	-	✓	-	-
addReverseText	-	-	-	-	-	-	-	-	✓	✓	-	-	✓	-	-
addMarqueeText	-	-	-	-	-	-	-	-	✓	✓	-	-	✓	-	-
addSetBlink	-	-	-	-	-	-	-	-	✓	✓	-	-	✓	-	-
addSetBrightness	-	-	-	-	-	-	-	-	✓	✓	-	-	✓	-	-
addBackgroundColor	-	-	-	-	-	-	-	-	-	✓	-	-	✓	-	-
addStartSlideShow	-	-	-	-	-	-	-	-	-	✓	-	-	✓	-	-
addStopSlideShow	-	-	-	-	-	-	-	-	-	✓	-	-	✓	-	-
addDownloadImage	-	-	-	-	-	-	-	-	-	✓	-	-	✓	-	-

API	TM-T82IV	TM-T82IV-L	TM-T82X	TM-T82X-II	TM-T83II	TM-T83III	TM-T83IV	TM-T88V	TM-T88VI	TM-T88VII	TM-T100	TM-L90 Liner-Free Label Printer Model	TM-L100	TM-U220	TM-U220II
addRegisterDownloadImage	-	-	-	-	-	-	-	-	-	✓	-	-	✓	-	-
addNVImage	-	-	-	-	-	-	-	-	-	✓	-	-	✓	-	-
addClearImage	-	-	-	-	-	-	-	-	-	✓	-	-	✓	-	-
addSymbol	-	-	-	-	-	-	-	-	-	✓	-	-	✓	-	-
addClearSymbol	-	-	-	-	-	-	-	-	-	✓	-	-	✓	-	-
addShowClock	-	-	-	-	-	-	-	-	✓	✓	-	-	-	-	-
addCommand	-	-	-	-	-	-	-	-	✓	✓	-	-	✓	-	-
setReceiveEventListener	-	-	-	-	-	-	-	-	✓	✓	-	-	✓	-	-

Single-function models (4)/Mobile models/Hybrid models

API	TM-U330	EU-m30	TM-P20	TM-P20II	TM-P60 (Receipt)	TM-P60 (Peeler)	TM-P60II (Receipt)	TM-P60II (Peeler)	TM-P80	TM-P80II	TM-H6000V
LineDisplay	-	-	-	-	-	-	-	-	-	-	✓*
connect	-	-	-	-	-	-	-	-	-	-	✓
disconnect	-	-	-	-	-	-	-	-	-	-	✓
getStatus	-	-	-	-	-	-	-	-	-	-	✓
sendData	-	-	-	-	-	-	-	-	-	-	✓
clearCommandBuffer	-	-	-	-	-	-	-	-	-	-	✓
addInitialize	-	-	-	-	-	-	-	-	-	-	✓
addCreateWindow	-	-	-	-	-	-	-	-	-	-	✓
addDestroyWindow	-	-	-	-	-	-	-	-	-	-	✓
addSetCurrentWindow	-	-	-	-	-	-	-	-	-	-	✓
addClearCurrentWindow	-	-	-	-	-	-	-	-	-	-	✓
addCreateScreen	-	-	-	-	-	-	-	-	-	-	-

API	TM-U330	EU-m30	TM-P20	TM-P20II	TM-P60 (Receipt)	TM-P60 (Peeler)	TM-P60II (Receipt)	TM-P60II (Peeler)	TM-P80	TM-P80II	TM-H6000V
addCreateScreenCustom	-	-	-	-	-	-	-	-	-	-	-
addCreateTextArea	-	-	-	-	-	-	-	-	-	-	-
addDestroyTextArea	-	-	-	-	-	-	-	-	-	-	-
addSetCurrentTextArea	-	-	-	-	-	-	-	-	-	-	-
addClearCurrentTextArea	-	-	-	-	-	-	-	-	-	-	-
addSetCursorPosition	-	-	-	-	-	-	-	-	-	-	✓
addMoveCursorPosition	-	-	-	-	-	-	-	-	-	-	✓
addSetCursorType	-	-	-	-	-	-	-	-	-	-	✓
addText	-	-	-	-	-	-	-	-	-	-	✓*
addReverseText	-	-	-	-	-	-	-	-	-	-	✓
addMarqueeText	-	-	-	-	-	-	-	-	-	-	✓
addSetBlink	-	-	-	-	-	-	-	-	-	-	✓
addSetBrightness	-	-	-	-	-	-	-	-	-	-	✓
addBackgroundColor	-	-	-	-	-	-	-	-	-	-	-
addStartSlideShow	-	-	-	-	-	-	-	-	-	-	-
addStopSlideShow	-	-	-	-	-	-	-	-	-	-	-
addDownloadImage	-	-	-	-	-	-	-	-	-	-	-
addRegisterDownloadImage	-	-	-	-	-	-	-	-	-	-	-
addNVImage	-	-	-	-	-	-	-	-	-	-	-
addClearImage	-	-	-	-	-	-	-	-	-	-	-
addSymbol	-	-	-	-	-	-	-	-	-	-	-
addClearSymbol	-	-	-	-	-	-	-	-	-	-	-
addShowClock	-	-	-	-	-	-	-	-	-	-	✓
addCommand	-	-	-	-	-	-	-	-	-	-	✓
setReceiveEventListener	-	-	-	-	-	-	-	-	-	-	✓

TM-i Series/TM-DT Series

API	TM-T20II-i	TM-T70-i	TM-T82II-i	TM-T83II-i	TM-T88V-i	TM-T88VI-iHUB	TM-U220-i	TM-U220IIB-i	TM-T70II-DT	TM-T70II-DT2	TM-T88V-DT	TM-T88VI-DT2	TM-H6000IV-DT
LineDisplay	✓*	✓*	✓*	✓*	✓*	✓*	✓*	✓*	✓*	✓*	✓*	✓*	✓*
connect	✓	✓	✓	✓	✓	✓	✓	✓	✓	✓	✓	✓	✓
disconnect	✓	✓	✓	✓	✓	✓	✓	✓	✓	✓	✓	✓	✓
getStatus	✓	✓	✓	✓	✓	✓	✓	✓	✓	✓	✓	✓	✓
sendData	✓	✓	✓	✓	✓	✓	✓	✓	✓	✓	✓	✓	✓
clearCommandBuffer	✓	✓	✓	✓	✓	✓	✓	✓	✓	✓	✓	✓	✓
addInitialize	✓	✓	✓	✓	✓	✓	✓	✓	✓	✓	✓	✓	✓
addCreateWindow	✓	✓	✓	✓	✓	✓	✓	✓	✓	✓	✓	✓	✓
addDestroyWindow	✓	✓	✓	✓	✓	✓	✓	✓	✓	✓	✓	✓	✓
addSetCurrentWindow	✓	✓	✓	✓	✓	✓	✓	✓	✓	✓	✓	✓	✓
addClearCurrentWindow	✓	✓	✓	✓	✓	✓	✓	✓	✓	✓	✓	✓	✓
addCreateScreen	-	-	-	-	-	-	-	-	-	✓	-	✓	-
addCreateScreenCustom	-	-	-	-	-	-	-	-	-	✓	-	✓	-
addCreateTextArea	-	-	-	-	-	-	-	-	-	✓	-	✓	-
addDestroyTextArea	-	-	-	-	-	-	-	-	-	✓	-	✓	-
addSetCurrentTextArea	-	-	-	-	-	-	-	-	-	✓	-	✓	-
addClearCurrentTextArea	-	-	-	-	-	-	-	-	-	✓	-	✓	-
addSetCursorPosition	✓	✓	✓	✓	✓	✓	✓	✓	✓	✓	✓	✓	✓
addMoveCursorPosition	✓	✓	✓	✓	✓	✓	✓	✓	✓	✓	✓	✓	✓
addSetCursorType	✓	✓	✓	✓	✓	✓	✓	✓	✓	✓	✓	✓	✓
addText	✓*	✓*	✓*	✓*	✓*	✓*	✓*	✓*	✓*	✓*	✓*	✓*	✓*
addReverseText	✓	✓	✓	✓	✓	✓	✓	✓	✓	✓	✓	✓	✓
addMarqueeText	✓	✓	✓	✓	✓	✓	✓	✓	✓	✓	✓	✓	✓
addSetBlink	✓	✓	✓	✓	✓	✓	✓	✓	✓	✓	✓	✓	✓
addSetBrightness	✓	✓	✓	✓	✓	✓	✓	✓	✓	✓	✓	✓	✓
addBackgroundColor	-	-	-	-	-	-	-	-	-	✓	-	✓	-
addStartSlideShow	-	-	-	-	-	-	-	-	-	✓	-	✓	-
addStopSlideShow	-	-	-	-	-	-	-	-	-	✓	-	✓	-
addDownloadImage	-	-	-	-	-	-	-	-	-	✓	-	✓	-
addRegisterDownloadImage	-	-	-	-	-	-	-	-	-	✓	-	✓	-

API	TM-T20II-i	TM-T70-i	TM-T82II-i	TM-T83II-i	TM-T88V-i	TM-T88VI-iHUB	TM-U220-i	TM-U220IIB-i	TM-T70II-DT	TM-T70II-DT2	TM-T88V-DT	TM-T88VI-DT2	TM-H6000IV-DT
addNVImage	-	-	-	-	-	-	-	-	-	✓	-	✓	-
addClearImage	-	-	-	-	-	-	-	-	-	✓	-	✓	-
addSymbol	-	-	-	-	-	-	-	-	-	✓	-	✓	-
addClearSymbol	-	-	-	-	-	-	-	-	-	✓	-	✓	-
addShowClock	✓	✓	✓	✓	✓	✓	✓	✓	✓	✓	✓	✓	✓
addCommand	✓	✓	✓	✓	✓	✓	✓	✓	✓	✓	✓	✓	✓
setReceiveEventListener	✓	✓	✓	✓	✓	✓	✓	✓	✓	✓	✓	✓	✓

Slave Printers

API	TM-T88IV	TM-T90	TM-L90	TM-H6000IV
LineDisplay	-	-	-	-
connect	-	-	-	-
disconnect	-	-	-	-
getStatus	-	-	-	-
sendData	-	-	-	-
clearCommandBuffer	-	-	-	-
addInitialize	-	-	-	-
addCreateWindow	-	-	-	-
addDestroyWindow	-	-	-	-
addSetCurrentWindow	-	-	-	-
addClearCurrentWindow	-	-	-	-
addCreateScreen	-	-	-	-
addCreateScreenCustom	-	-	-	-
addCreateTextArea	-	-	-	-
addDestroyTextArea	-	-	-	-
addSetCurrentTextArea	-	-	-	-
addClearCurrentTextArea	-	-	-	-
addSetCursorPosition	-	-	-	-
addMoveCursorPosition	-	-	-	-
addSetCursorType	-	-	-	-

API	TM-T88IV	TM-T90	TM-L90	TM-H6000IV
addText	-	-	-	-
addReverseText	-	-	-	-
addMarqueeText	-	-	-	-
addSetBlink	-	-	-	-
addSetBrightness	-	-	-	-
addBackgroundColor	-	-	-	-
addStartSlideShow	-	-	-	-
addStopSlideShow	-	-	-	-
addDownloadImage	-	-	-	-
addRegisterDownloadImage	-	-	-	-
addNVImage	-	-	-	-
addClearImage	-	-	-	-
addSymbol	-	-	-	-
addClearSymbol	-	-	-	-
addShowClock	-	-	-	-
addCommand	-	-	-	-
setReceiveEventListener	-	-	-	-

Common to all classes

Single-function models (1)

API	TM-m10	TM-m30	TM-m30II	TM-m30II-H	TM-m30II-NT	TM-m30II-S	TM-m30II-SL	TM-m30III	TM-m30III-H	TM-m50	TM-m50II	TM-m50II-H	TM-T20	TM-T20II	TM-T20III
getAdmin	✓	✓	✓	✓	✓	✓	✓	✓	✓	✓	✓	✓	✓	✓	✓
getLocation	✓	✓	✓	✓	✓	✓	✓	✓	✓	✓	✓	✓	✓	✓	✓
setConnectionEventListener	-	-	✓	✓	✓	✓	✓	✓	✓	✓	✓	✓	-	-	-

Single-function models (2)

API	TM-T20IIIL	TM-T20IV	TM-T20IV-L	TM-T20IV-SP	TM-T20X	TM-T20X-II	TM-T60	TM-T70	TM-T70II	TM-T81II	TM-T81III	TM-T82	TM-T82II	TM-T82III	TM-T82IIIL
getAdmin	✓	✓	✓	✓	✓	✓	✓	✓	✓	✓	✓	✓	✓	✓	✓
getLocation	✓	✓	✓	✓	✓	✓	✓	✓	✓	✓	✓	✓	✓	✓	✓
setConnectionEventListener	-	-	-	-	-	-	-	-	-	-	-	-	-	-	-

Single-function models (3)

API	TM-T82IV	TM-T82IV-L	TM-T82X	TM-T82X-II	TM-T83II	TM-T83III	TM-T83IV	TM-T88V	TM-T88VI	TM-T88VII	TM-T100	TM-L90 Liner-Free Label Printer Model	TM-L100	TM-U220	TM-U220II
getAdmin	✓	✓	✓	✓	✓	✓	✓	✓	✓	✓	✓	✓	✓	✓	✓
getLocation	✓	✓	✓	✓	✓	✓	✓	✓	✓	✓	✓	✓	✓	✓	✓
setConnectionEventListener	-	-	-	-	-	-	-	-	-	-	-	-	✓	-	-

Single-function models (4)/Mobile models/Hybrid models

API	TM-U330	EU-m30	TM-P20	TM-P20II	TM-P60 (Receipt)	TM-P60 (Peeler)	TM-P60II (Receipt)	TM-P60II (Peeler)	TM-P80	TM-P80II	TM-H6000V
getAdmin	✓	✓	✓	✓	✓	✓	✓	✓	✓	✓	✓
getLocation	✓	✓	✓	✓	✓	✓	✓	✓	✓	✓	✓
setConnectionEventListener	-	✓	-	-	-	-	-	-	-	-	✓

TM-i Series/TM-DT Series

API	TM-T20II-i	TM-T70-i	TM-T82II-i	TM-T83II-i	TM-T88V-i	TM-T88VI-iHUB	TM-U220-i	TM-U220IIB-i	TM-T70II-DT	TM-T70II-DT2	TM-T88V-DT	TM-T88VI-DT2	TM-H6000IV-DT
getAdmin	✓	✓	✓	✓	✓	✓	✓	✓	✓	✓	✓	✓	✓
getLocation	✓	✓	✓	✓	✓	✓	✓	✓	✓	✓	✓	✓	✓
setConnectionEventListener	✓	✓	✓	✓	✓	✓	✓	✓	✓	✓	✓	✓	✓

Slave Printers

API	TM-T88IV	TM-T90	TM-L90	TM-H6000IV
getAdmin	-	-	-	-
getLocation	-	-	-	-
setConnectionEventListener	-	-	-	-

EasySelect class

Single-function models (1)

API	TM-m10	TM-m30	TM-m30II	TM-m30II-H	TM-m30II-NT	TM-m30II-S	TM-m30II-SL	TM-m30III	TM-m30III-H	TM-m50	TM-m50II	TM-m50II-H	TM-T20	TM-T20II	TM-T20III
parseNFC	✓	✓	✓	✓	✓	-	-	✓	✓	✓	✓	✓	-	-	-
parseQR	✓	✓	✓	✓	✓	✓	✓	✓	✓	✓	✓	✓	✓	✓	✓
createQR	✓	✓	✓	✓	✓	✓	✓	✓	✓	✓	✓	✓	✓	✓	✓

Single-function models (2)

API	TM-T20III	TM-T20IV	TM-T20IV-L	TM-T20IV-SP	TM-T20X	TM-T20X-II	TM-T60	TM-T70	TM-T70II	TM-T81II	TM-T81III	TM-T82	TM-T82II	TM-T82III	TM-T82III-L
parseNFC	-	-	-	-	-	-	-	-	-	-	-	-	-	-	-
parseQR	✓	✓	✓	✓	✓	✓	✓	✓	✓	✓	✓	✓	✓	✓	✓
createQR	✓	✓	✓	✓	✓	✓	✓	✓	✓	✓	✓	✓	✓	✓	✓

Single-function models (3)

API	TM-T82IV	TM-T82IV-L	TM-T82X	TM-T82X-II	TM-T83II	TM-T83III	TM-T83IV	TM-T88V	TM-T88VI	TM-T88VII	TM-T100	TM-L90 Liner-Free Label Printer Model	TM-L100	TM-U220	TM-U220II
parseNFC	-	-	-	-	-	-	-	-	✓	✓	-	-	✓	-	-
parseQR	✓	✓	✓	✓	✓	✓	✓	✓	✓	✓	✓	✓	✓	✓	-
createQR	✓	✓	✓	✓	✓	✓	✓	✓	✓	✓	✓	✓	✓	✓	-

Single-function models (4)/Mobile models/Hybrid models

API	TM-U330	EU-m30	TM-P20	TM-P20II	TM-P60 (Receipt)	TM-P60 (Peeler)	TM-P60II (Receipt)	TM-P60II (Peeler)	TM-P80	TM-P80II	TM-H6000V
parseNFC	-	-	✓	✓	✓	✓	✓	✓	✓	✓	✓
parseQR	✓	✓	✓	✓	✓	✓	✓	✓	✓	✓	✓
createQR	✓	✓	✓	✓	✓	✓	✓	✓	✓	✓	✓

TM-i Series/TM-DT Series

API	TM-T20II-i	TM-T70-i	TM-T82II-i	TM-T83II-i	TM-T88V-i	TM-T88VI-iHUB	TM-U220-i	TM-U220IIB-i	TM-T70II-DT	TM-T70II-DT2	TM-T88V-DT	TM-T88VI-DT2	TM-H6000IV-DT
parseNFC	-	-	-	-	-	✓	-	-	-	-	-	-	-
parseQR	-	-	-	-	-	-	-	-	-	-	-	-	-
createQR	-	-	-	-	-	-	-	-	-	-	-	-	-

Slave Printers

API	TM-T88IV	TM-T90	TM-L90	TM-H6000IV
parseNFC	-	-	-	-
parseQR	-	-	-	-
createQR	-	-	-	-

Printer-specific Support Information

TM-m10

Printer Specifications

Item	Specification
Amount of initial feed	30 dots
Initial page mode area	420 x 2400 dots
Maximum page mode area	420 x 2400 dots
Baseline of Font A	21 dots from the top of the character
Baseline of Font B	21 dots from the top of the character
Baseline of Font C	16 dots from the top of the character

APIs for which restricted parameter setting values can be specified

Printer class

- Printer

Parameter	Specifiable Setting Value
printerSeries	<ul style="list-style-type: none"> Printer.TM_M10
lang	<ul style="list-style-type: none"> Printer.MODEL_ANK Printer.MODEL_TAIWAN
context	-

- addTextLang

Parameter	Specifiable Setting Value
lang	<ul style="list-style-type: none"> Printer.LANG_EN (default) Printer.LANG_JA Printer.LANG_ZH_CN Printer.LANG_ZH_TW Printer.LANG_KO Printer.LANG_TH Printer.LANG_VI Printer.PARAM_DEFAULT

- addTextFont

Parameter	Specificable Setting Value
font	<ul style="list-style-type: none"> • Printer.FONT_A (default) • Printer.FONT_B • Printer.FONT_C • Printer.PARAM_DEFAULT

- addTextStyle

Parameter	Specificable Setting Value
reverse	<ul style="list-style-type: none"> • Printer.TRUE • Printer.FALSE (default) • Printer.PARAM_UNSPECIFIED • Printer.PARAM_DEFAULT
ul	<ul style="list-style-type: none"> • Printer.TRUE • Printer.FALSE (default) • Printer.PARAM_UNSPECIFIED • Printer.PARAM_DEFAULT
em	<ul style="list-style-type: none"> • Printer.TRUE • Printer.FALSE (default) • Printer.PARAM_UNSPECIFIED • Printer.PARAM_DEFAULT
color	<ul style="list-style-type: none"> • Printer.COLOR_1 (default) • Printer.PARAM_UNSPECIFIED • Printer.PARAM_DEFAULT

- addImage

Parameter	Specificable Setting Value
data	-
x	<ul style="list-style-type: none"> • Integer from 0 to 65534
y	<ul style="list-style-type: none"> • Integer from 0 to 65534
width	<ul style="list-style-type: none"> • Integer from 1 to 65535
height	<ul style="list-style-type: none"> • Integer from 1 to 65535
color	<ul style="list-style-type: none"> • Printer.COLOR_1 • Printer.PARAM_DEFAULT
mode	<ul style="list-style-type: none"> • Printer.MODE_MONO • Printer.MODE_MONO_HIGH_DENSITY • Printer.PARAM_DEFAULT

Parameter	Specifiable Setting Value
halftone	<ul style="list-style-type: none"> • Printer.HALFTONE_DITHER • Printer.HALFTONE_ERROR_DIFFUSION • Printer.HALFTONE_THRESHOLD • Printer.PARAM_DEFAULT
brightness	<ul style="list-style-type: none"> • Real number from 0.1 to 10.0 • Printer.PARAM_DEFAULT
compress	<ul style="list-style-type: none"> • Printer.COMPRESS_DEFLATE • Printer.COMPRESS_NONE • Printer.COMPRESS_AUTO • Printer.PARAM_DEFAULT

- addBarcode

Parameter	Specifiable Setting Value
data	-
type	<ul style="list-style-type: none"> • Printer.BARCODE_UPC_A • Printer.BARCODE_UPC_E • Printer.BARCODE_EAN13 • Printer.BARCODE_JAN13 • Printer.BARCODE_EAN8 • Printer.BARCODE_JAN8 • Printer.BARCODE_CODE39 • Printer.BARCODE_ITF • Printer.BARCODE_CODABAR • Printer.BARCODE_CODE93 • Printer.BARCODE_CODE128 • Printer.BARCODE_GS1_128 • Printer.BARCODE_GS1_DATABAR_OMNIDIRECTIONAL • Printer.BARCODE_GS1_DATABAR_TRUNCATED • Printer.BARCODE_GS1_DATABAR_LIMITED • Printer.BARCODE_GS1_DATABAR_EXPANDED
hri	<ul style="list-style-type: none"> • Printer.HRI_NONE (default) • Printer.HRI_ABOVE • Printer.HRI_BELOW • Printer.HRI_BOTH • Printer.PARAM_DEFAULT • Printer.PARAM_UNSPECIFIED
font	<ul style="list-style-type: none"> • Printer.FONT_A (default) • Printer.FONT_B • Printer.FONT_C • Printer.PARAM_DEFAULT • Printer.PARAM_UNSPECIFIED

Parameter	Specifiable Setting Value
width	<ul style="list-style-type: none"> Integer from 2 to 6 Printer.PARAM_UNSPECIFIED
height	<ul style="list-style-type: none"> Integer from 1 to 255 Printer.PARAM_UNSPECIFIED

- addSymbol

Parameter	Specifiable Setting Value
data	-
type	<ul style="list-style-type: none"> Printer.SYMBOL_PDF417_STANDARD Printer.SYMBOL_PDF417_TRUNCATED Printer.SYMBOL_QRCODE_MODEL_1 Printer.SYMBOL_QRCODE_MODEL_2 Printer.SYMBOL_MAXICODE_MODE_2 Printer.SYMBOL_MAXICODE_MODE_3 Printer.SYMBOL_MAXICODE_MODE_4 Printer.SYMBOL_MAXICODE_MODE_5 Printer.SYMBOL_MAXICODE_MODE_6 Printer.SYMBOL_GS1_DATABAR_STACKED Printer.SYMBOL_GS1_DATABAR_STACKED_OMNIDIRECTIONAL Printer.SYMBOL_GS1_DATABAR_EXPANDED_STACKED Printer.SYMBOL_AZTECCODE_FULLRANGE Printer.SYMBOL_AZTECCODE_COMPACT Printer.SYMBOL_DATAMATRIX_SQUARE Printer.SYMBOL_DATAMATRIX_RECTANGLE_8 Printer.SYMBOL_DATAMATRIX_RECTANGLE_12 Printer.SYMBOL_DATAMATRIX_RECTANGLE_16

Parameter	Specificable Setting Value
level	<ul style="list-style-type: none"> • Printer.LEVEL_0 • Printer.LEVEL_1 • Printer.LEVEL_2 • Printer.LEVEL_3 • Printer.LEVEL_4 • Printer.LEVEL_5 • Printer.LEVEL_6 • Printer.LEVEL_7 • Printer.LEVEL_8 • Printer.LEVEL_L • Printer.LEVEL_M • Printer.LEVEL_Q • Printer.LEVEL_H • Integer from 5 to 95 • Printer.PARAM_DEFAULT • Printer.PARAM_UNSPECIFIED

- addPageLine

Parameter	Specificable Setting Value
x1	<ul style="list-style-type: none"> • Integer from 0 to 65535
y1	<ul style="list-style-type: none"> • Integer from 0 to 65535
x2	<ul style="list-style-type: none"> • Integer from 0 to 65535
y2	<ul style="list-style-type: none"> • Integer from 0 to 65535
lineStyle	<ul style="list-style-type: none"> • Printer.LINE_THIN • Printer.LINE_MEDIUM • Printer.LINE_THICK • Printer.PARAM_DEFAULT

- addPageRectangle

Parameter	Specificable Setting Value
x1	<ul style="list-style-type: none"> • Integer from 0 to 65535
y1	<ul style="list-style-type: none"> • Integer from 0 to 65535
x2	<ul style="list-style-type: none"> • Integer from 0 to 65535
y2	<ul style="list-style-type: none"> • Integer from 0 to 65535
lineStyle	<ul style="list-style-type: none"> • Printer.LINE_THIN • Printer.LINE_MEDIUM • Printer.LINE_THICK • Printer.PARAM_DEFAULT

- addCut

Parameter	Specificable Setting Value
type	<ul style="list-style-type: none"> • Printer.CUT_FEED • Printer.CUT_NO_FEED • Printer.PARAM_DEFAULT

- addSound

Parameter	Specificable Setting Value
pattern	<ul style="list-style-type: none"> • Printer.PATTERN_NONE • Printer.PATTERN_A • Printer.PATTERN_B • Printer.PATTERN_C • Printer.PATTERN_D • Printer.PATTERN_E • Printer.PATTERN_ERROR • Printer.PATTERN_PAPER_EMPTY • Printer.PARAM_DEFAULT
repeat	<ul style="list-style-type: none"> • 1 to 255 • Printer.PARAM_DEFAULT

- downloadFirmwareList

Parameter	Specificable Setting Value
printerModel	<ul style="list-style-type: none"> • TM-m10
option	<ul style="list-style-type: none"> • -A • -B
listener	-

TM-m30**Printer Specifications**

Item		58mm Specification	80mm Specification
Amount of initial feed		30 dots	
Initial page mode area		420 x 2400 dots	576 x 2400 dots
Maximum page mode area		420 x 2400 dots	576 x 2400 dots
Baseline of Font A		21 dots from the top of the character	
Baseline of Font B	ANK	21 dots from the top of the character	
	Chinese characters	21 dots from the top of the character	
	Hangul character	15 dots from the top of the character	
Baseline of Font C		16 dots from the top of the character	

APIs for which restricted parameter setting values can be specified**Printer class**

- Printer

Parameter	Specifiable Setting Value
printerSeries	<ul style="list-style-type: none"> • Printer.TM_M30
lang	<ul style="list-style-type: none"> • Printer.MODEL_ANK • Printer.MODEL_CHINESE • Printer.MODEL_TAIWAN • Printer.MODEL_KOREAN • Printer.MODEL_SOUTHASIA
context	-

- addTextLang

Parameter	Specifiable Setting Value
lang	<ul style="list-style-type: none"> • Printer.LANG_EN (default) • Printer.LANG_JA • Printer.LANG_ZH_CN • Printer.LANG_ZH_TW • Printer.LANG_KO • Printer.LANG_TH • Printer.LANG_VI • Printer.PARAM_DEFAULT

- addTextFont

Parameter	Specificable Setting Value
font	<ul style="list-style-type: none"> • Printer.FONT_A (default) • Printer.FONT_B • Printer.FONT_C • Printer.PARAM_DEFAULT

- addTextStyle

Parameter	Specificable Setting Value
reverse	<ul style="list-style-type: none"> • Printer.TRUE • Printer.FALSE (default) • Printer.PARAM_UNSPECIFIED • Printer.PARAM_DEFAULT
ul	<ul style="list-style-type: none"> • Printer.TRUE • Printer.FALSE (default) • Printer.PARAM_UNSPECIFIED • Printer.PARAM_DEFAULT
em	<ul style="list-style-type: none"> • Printer.TRUE • Printer.FALSE (default) • Printer.PARAM_UNSPECIFIED • Printer.PARAM_DEFAULT
color	<ul style="list-style-type: none"> • Printer.COLOR_1 (default) • Printer.PARAM_UNSPECIFIED • Printer.PARAM_DEFAULT

- addImage

Parameter	Specificable Setting Value
data	-
x	<ul style="list-style-type: none"> • Integer from 0 to 65534
y	<ul style="list-style-type: none"> • Integer from 0 to 65534
width	<ul style="list-style-type: none"> • Integer from 1 to 65535
height	<ul style="list-style-type: none"> • Integer from 1 to 65535
color	<ul style="list-style-type: none"> • Printer.COLOR_1 • Printer.PARAM_DEFAULT
mode	<ul style="list-style-type: none"> • Printer.MODE_MONO • Printer.MODE_MONO_HIGH_DENSITY • Printer.PARAM_DEFAULT

Parameter	Specifiable Setting Value
halftone	<ul style="list-style-type: none"> • Printer.HALFTONE_DITHER • Printer.HALFTONE_ERROR_DIFFUSION • Printer.HALFTONE_THRESHOLD • Printer.PARAM_DEFAULT
brightness	<ul style="list-style-type: none"> • Real number from 0.1 to 10.0 • Printer.PARAM_DEFAULT
compress	<ul style="list-style-type: none"> • Printer.COMPRESS_DEFLATE • Printer.COMPRESS_NONE • Printer.COMPRESS_AUTO • Printer.PARAM_DEFAULT

- addBarcode

Parameter	Specifiable Setting Value
data	-
type	<ul style="list-style-type: none"> • Printer.BARCODE_UPC_A • Printer.BARCODE_UPC_E • Printer.BARCODE_EAN13 • Printer.BARCODE_JAN13 • Printer.BARCODE_EAN8 • Printer.BARCODE_JAN8 • Printer.BARCODE_CODE39 • Printer.BARCODE_ITF • Printer.BARCODE_CODABAR • Printer.BARCODE_CODE93 • Printer.BARCODE_CODE128 • Printer.BARCODE_GS1_128 • Printer.BARCODE_GS1_DATABAR_OMNIDIRECTIONAL • Printer.BARCODE_GS1_DATABAR_TRUNCATED • Printer.BARCODE_GS1_DATABAR_LIMITED • Printer.BARCODE_GS1_DATABAR_EXPANDED
hri	<ul style="list-style-type: none"> • Printer.HRI_NONE (default) • Printer.HRI_ABOVE • Printer.HRI_BELOW • Printer.HRI_BOTH • Printer.PARAM_DEFAULT • Printer.PARAM_UNSPECIFIED
font	<ul style="list-style-type: none"> • Printer.FONT_A (default) • Printer.FONT_B • Printer.FONT_C • Printer.PARAM_DEFAULT • Printer.PARAM_UNSPECIFIED

Parameter	Specifiable Setting Value
width	<ul style="list-style-type: none"> Integer from 2 to 6 Printer.PARAM_UNSPECIFIED
height	<ul style="list-style-type: none"> Integer from 1 to 255 Printer.PARAM_UNSPECIFIED

- addSymbol

Parameter	Specifiable Setting Value
data	-
type	<ul style="list-style-type: none"> Printer.SYMBOL_PDF417_STANDARD Printer.SYMBOL_PDF417_TRUNCATED Printer.SYMBOL_QRCODE_MODEL_1 Printer.SYMBOL_QRCODE_MODEL_2 Printer.SYMBOL_MAXICODE_MODE_2 Printer.SYMBOL_MAXICODE_MODE_3 Printer.SYMBOL_MAXICODE_MODE_4 Printer.SYMBOL_MAXICODE_MODE_5 Printer.SYMBOL_MAXICODE_MODE_6 Printer.SYMBOL_GS1_DATABAR_STACKED Printer.SYMBOL_GS1_DATABAR_STACKED_OMNIDIRECTIONAL Printer.SYMBOL_GS1_DATABAR_EXPANDED_STACKED Printer.SYMBOL_AZTECCODE_FULLRANGE Printer.SYMBOL_AZTECCODE_COMPACT Printer.SYMBOL_DATAMATRIX_SQUARE Printer.SYMBOL_DATAMATRIX_RECTANGLE_8 Printer.SYMBOL_DATAMATRIX_RECTANGLE_12 Printer.SYMBOL_DATAMATRIX_RECTANGLE_16

Parameter	Specificable Setting Value
level	<ul style="list-style-type: none"> • Printer.LEVEL_0 • Printer.LEVEL_1 • Printer.LEVEL_2 • Printer.LEVEL_3 • Printer.LEVEL_4 • Printer.LEVEL_5 • Printer.LEVEL_6 • Printer.LEVEL_7 • Printer.LEVEL_8 • Printer.LEVEL_L • Printer.LEVEL_M • Printer.LEVEL_Q • Printer.LEVEL_H • Integer from 5 to 95 • Printer.PARAM_DEFAULT • Printer.PARAM_UNSPECIFIED

- addPageLine

Parameter	Specificable Setting Value
x1	<ul style="list-style-type: none"> • Integer from 0 to 65535
y1	<ul style="list-style-type: none"> • Integer from 0 to 65535
x2	<ul style="list-style-type: none"> • Integer from 0 to 65535
y2	<ul style="list-style-type: none"> • Integer from 0 to 65535
lineStyle	<ul style="list-style-type: none"> • Printer.LINE_THIN • Printer.LINE_MEDIUM • Printer.LINE_THICK • Printer.PARAM_DEFAULT

- addPageRectangle

Parameter	Specificable Setting Value
x1	<ul style="list-style-type: none"> • Integer from 0 to 65535
y1	<ul style="list-style-type: none"> • Integer from 0 to 65535
x2	<ul style="list-style-type: none"> • Integer from 0 to 65535
y2	<ul style="list-style-type: none"> • Integer from 0 to 65535
lineStyle	<ul style="list-style-type: none"> • Printer.LINE_THIN • Printer.LINE_MEDIUM • Printer.LINE_THICK • Printer.PARAM_DEFAULT

- addCut

Parameter	Specificable Setting Value
type	<ul style="list-style-type: none"> • Printer.CUT_FEED • Printer.CUT_NO_FEED • Printer.PARAM_DEFAULT

- addSound

Parameter	Specificable Setting Value
pattern	<ul style="list-style-type: none"> • Printer.PATTERN_NONE • Printer.PATTERN_A • Printer.PATTERN_B • Printer.PATTERN_C • Printer.PATTERN_D • Printer.PATTERN_E • Printer.PATTERN_ERROR • Printer.PATTERN_PAPER_EMPTY • Printer.PARAM_DEFAULT
repeat	<ul style="list-style-type: none"> • 1 to 255 • Printer.PARAM_DEFAULT

- setPrinterSetting

Parameter	Specificable Setting Value
timeout	<ul style="list-style-type: none"> • Integer from 5000 to 600000 • Printer.PARAM_DEFAULT
list	-
type	<ul style="list-style-type: none"> • Printer.Setting.PaperWidth • Printer.Setting.PrintDensity • Printer.Setting.PrintSpeed

Parameter	Specificable Setting Value
value	<ul style="list-style-type: none"> • Printer.Setting.PaperWidth58_0 • Printer.Setting.PaperWidth80_0 • Printer.Setting.PrintDensity70 • Printer.Setting.PrintDensity75 • Printer.Setting.PrintDensity80 • Printer.Setting.PrintDensity85 • Printer.Setting.PrintDensity90 • Printer.Setting.PrintDensity95 • Printer.Setting.PrintDensity100 • Printer.Setting.PrintDensity105 • Printer.Setting.PrintDensity110 • Printer.Setting.PrintDensity115 • Printer.Setting.PrintDensity120 • Printer.Setting.PrintDensity125 • Printer.Setting.PrintDensity130 • Printer.Setting.PrintSpeed1 • Printer.Setting.PrintSpeed2 • Printer.Setting.PrintSpeed3 • Printer.Setting.PrintSpeed4 • Printer.Setting.PrintSpeed5 • Printer.Setting.PrintSpeed6 • Printer.Setting.PrintSpeed7 • Printer.Setting.PrintSpeed8 • Printer.Setting.PrintSpeed9 • Printer.Setting.PrintSpeed10
listener	-

- downloadFirmwareList

Parameter	Specificable Setting Value
printerModel	<ul style="list-style-type: none"> • TM-m30
option	<ul style="list-style-type: none"> • -A • -B
listener	-

LineDisplay class

- LineDisplay

Parameter	Specificable Setting Value
displaySeries	<ul style="list-style-type: none"> • LineDisplay.DM_D30 • LineDisplay.DM_D70
context	-

- addText

Parameter	Specifiable Setting Value
data	-
lang	<ul style="list-style-type: none">• LineDisplay.LANG_EN (default)• LineDisplay.LANG_JA• LineDisplay.PARAM_DEFAULT• LineDisplay.PARAM_UNUSE
x	<ul style="list-style-type: none">• Integer from 1 to 44• LineDisplay.PARAM_UNUSE
y	<ul style="list-style-type: none">• Integer from 1 to 19• LineDisplay.PARAM_UNUSE

TM-m30II**Printer Specifications**

Item	58mm Specification	80mm Specification
Amount of initial feed	30 dots	
Initial page mode area	420 x 4800 dots	576 x 4800 dots
Maximum page mode area	420 x 4800 dots	576 x 4800 dots
Baseline of Font A	21 dots from the top of the character	
Baseline of Font B	21 dots from the top of the character	
Baseline of Font C	16 dots from the top of the character	

APIs for which restricted parameter setting values can be specified**Printer class**

- Printer

Parameter	Specificable Setting Value
printerSeries	<ul style="list-style-type: none"> • Printer.TM_M30II
lang	<ul style="list-style-type: none"> • Printer.MODEL_ANK • Printer.MODEL_CHINESE • Printer.MODEL_TAIWAN • Printer.MODEL_KOREAN • Printer.MODEL_THAI • Printer.MODEL_SOUTHASIA
context	-

- addTextLang

Parameter	Specificable Setting Value
lang	<ul style="list-style-type: none"> • Printer.LANG_EN (default) • Printer.LANG_JA • Printer.LANG_ZH_CN • Printer.LANG_ZH_TW • Printer.LANG_KO • Printer.LANG_TH • Printer.LANG_VI • Printer.PARAM_DEFAULT

- addTextFont

Parameter	Specifiable Setting Value
font	<ul style="list-style-type: none"> • Printer.FONT_A (default) • Printer.FONT_B • Printer.FONT_C • Printer.PARAM_DEFAULT

- addTextStyle

Parameter	Specifiable Setting Value
reverse	<ul style="list-style-type: none"> • Printer.TRUE • Printer.FALSE (default) • Printer.PARAM_UNSPECIFIED • Printer.PARAM_DEFAULT
ul	<ul style="list-style-type: none"> • Printer.TRUE • Printer.FALSE (default) • Printer.PARAM_UNSPECIFIED • Printer.PARAM_DEFAULT
em	<ul style="list-style-type: none"> • Printer.TRUE • Printer.FALSE (default) • Printer.PARAM_UNSPECIFIED • Printer.PARAM_DEFAULT
color	<ul style="list-style-type: none"> • Printer.COLOR_1 (default) • Printer.PARAM_UNSPECIFIED • Printer.PARAM_DEFAULT

- addImage

Parameter	Specifiable Setting Value
data	-
x	<ul style="list-style-type: none"> • Integer from 0 to 65534
y	<ul style="list-style-type: none"> • Integer from 0 to 65534
width	<ul style="list-style-type: none"> • Integer from 1 to 65535
height	<ul style="list-style-type: none"> • Integer from 1 to 65535
color	<ul style="list-style-type: none"> • Printer.COLOR_1 • Printer.PARAM_DEFAULT
mode	<ul style="list-style-type: none"> • Printer.MODE_MONO • Printer.MODE_MONO_HIGH_DENSITY • Printer.PARAM_DEFAULT

Parameter	Specifiable Setting Value
halftone	<ul style="list-style-type: none"> • Printer.HALFTONE_DITHER • Printer.HALFTONE_ERROR_DIFFUSION • Printer.HALFTONE_THRESHOLD • Printer.PARAM_DEFAULT
brightness	<ul style="list-style-type: none"> • Real number from 0.1 to 10.0 • Printer.PARAM_DEFAULT
compress	<ul style="list-style-type: none"> • Printer.COMPRESS_DEFLATE • Printer.COMPRESS_NONE • Printer.COMPRESS_AUTO • Printer.PARAM_DEFAULT

- addBarcode

Parameter	Specifiable Setting Value
data	-
type	<ul style="list-style-type: none"> • Printer.BARCODE_UPC_A • Printer.BARCODE_UPC_E • Printer.BARCODE_EAN13 • Printer.BARCODE_JAN13 • Printer.BARCODE_EAN8 • Printer.BARCODE_JAN8 • Printer.BARCODE_CODE39 • Printer.BARCODE_ITF • Printer.BARCODE_CODABAR • Printer.BARCODE_CODE93 • Printer.BARCODE_CODE128 • Printer.BARCODE_CODE128_AUTO • Printer.BARCODE_GS1_128 • Printer.BARCODE_GS1_DATABAR_OMNIDIRECTIONAL • Printer.BARCODE_GS1_DATABAR_TRUNCATED • Printer.BARCODE_GS1_DATABAR_LIMITED • Printer.BARCODE_GS1_DATABAR_EXPANDED
hri	<ul style="list-style-type: none"> • Printer.HRI_NONE (default) • Printer.HRI_ABOVE • Printer.HRI_BELOW • Printer.HRI_BOTH • Printer.PARAM_DEFAULT • Printer.PARAM_UNSPECIFIED

Parameter	Specifiable Setting Value
font	<ul style="list-style-type: none"> • Printer.FONT_A (default) • Printer.FONT_B • Printer.FONT_C • Printer.PARAM_DEFAULT • Printer.PARAM_UNSPECIFIED
width	<ul style="list-style-type: none"> • Integer from 2 to 6 • Printer.PARAM_UNSPECIFIED
height	<ul style="list-style-type: none"> • Integer from 1 to 255 • Printer.PARAM_UNSPECIFIED

- addSymbol

Parameter	Specifiable Setting Value
data	-
type	<ul style="list-style-type: none"> • Printer.SYMBOL_PDF417_STANDARD • Printer.SYMBOL_PDF417_TRUNCATED • Printer.SYMBOL_QRCODE_MODEL_1 • Printer.SYMBOL_QRCODE_MODEL_2 • Printer.SYMBOL_MAXICODE_MODE_2 • Printer.SYMBOL_MAXICODE_MODE_3 • Printer.SYMBOL_MAXICODE_MODE_4 • Printer.SYMBOL_MAXICODE_MODE_5 • Printer.SYMBOL_MAXICODE_MODE_6 • Printer.SYMBOL_GS1_DATABAR_STACKED • Printer.SYMBOL_GS1_DATABAR_STACKED_OMNIDIRECTIONAL • Printer.SYMBOL_GS1_DATABAR_EXPANDED_STACKED • Printer.SYMBOL_AZTECCODE_FULLRANGE • Printer.SYMBOL_AZTECCODE_COMPACT • Printer.SYMBOL_DATAMATRIX_SQUARE • Printer.SYMBOL_DATAMATRIX_RECTANGLE_8 • Printer.SYMBOL_DATAMATRIX_RECTANGLE_12 • Printer.SYMBOL_DATAMATRIX_RECTANGLE_16

Parameter	Specificable Setting Value
level	<ul style="list-style-type: none"> • Printer.LEVEL_0 • Printer.LEVEL_1 • Printer.LEVEL_2 • Printer.LEVEL_3 • Printer.LEVEL_4 • Printer.LEVEL_5 • Printer.LEVEL_6 • Printer.LEVEL_7 • Printer.LEVEL_8 • Printer.LEVEL_L • Printer.LEVEL_M • Printer.LEVEL_Q • Printer.LEVEL_H • Integer from 5 to 95 • Printer.PARAM_DEFAULT • Printer.PARAM_UNSPECIFIED

- addPageLine

Parameter	Specificable Setting Value
x1	<ul style="list-style-type: none"> • Integer from 0 to 65535
y1	<ul style="list-style-type: none"> • Integer from 0 to 65535
x2	<ul style="list-style-type: none"> • Integer from 0 to 65535
y2	<ul style="list-style-type: none"> • Integer from 0 to 65535
lineStyle	<ul style="list-style-type: none"> • Printer.LINE_THIN • Printer.LINE_MEDIUM • Printer.LINE_THICK • Printer.PARAM_DEFAULT

- addPageRectangle

Parameter	Specificable Setting Value
x1	<ul style="list-style-type: none"> • Integer from 0 to 65535
y1	<ul style="list-style-type: none"> • Integer from 0 to 65535
x2	<ul style="list-style-type: none"> • Integer from 0 to 65535
y2	<ul style="list-style-type: none"> • Integer from 0 to 65535
lineStyle	<ul style="list-style-type: none"> • Printer.LINE_THIN • Printer.LINE_MEDIUM • Printer.LINE_THICK • Printer.PARAM_DEFAULT

- addCut

Parameter	Specifiable Setting Value
type	<ul style="list-style-type: none"> • Printer.CUT_FEED • Printer.CUT_NO_FEED • Printer.CUT_RESERVE • Printer.PARAM_DEFAULT

- addSound

Parameter	Specifiable Setting Value
pattern	<ul style="list-style-type: none"> • Printer.PATTERN_NONE • Printer.PATTERN_A • Printer.PATTERN_B • Printer.PATTERN_C • Printer.PATTERN_D • Printer.PATTERN_E • Printer.PATTERN_ERROR • Printer.PATTERN_PAPER_EMPTY • Printer.PARAM_DEFAULT
repeat	<ul style="list-style-type: none"> • 1 to 255 • Printer.PARAM_DEFAULT

- setPrinterSetting

Parameter	Specifiable Setting Value
timeout	<ul style="list-style-type: none"> • Integer from 5000 to 600000 • Printer.PARAM_DEFAULT
list	-
type	<ul style="list-style-type: none"> • Printer.Setting.PaperWidth • Printer.Setting.PrintDensity • Printer.Setting.PrintSpeed

Parameter	Specificable Setting Value
value	<ul style="list-style-type: none"> • Printer.Setting.PaperWidth58_0 • Printer.Setting.PaperWidth80_0 • Printer.Setting.PrintDensity70 • Printer.Setting.PrintDensity75 • Printer.Setting.PrintDensity80 • Printer.Setting.PrintDensity85 • Printer.Setting.PrintDensity90 • Printer.Setting.PrintDensity95 • Printer.Setting.PrintDensity100 • Printer.Setting.PrintDensity105 • Printer.Setting.PrintDensity110 • Printer.Setting.PrintDensity115 • Printer.Setting.PrintDensity120 • Printer.Setting.PrintDensity125 • Printer.Setting.PrintDensity130 • Printer.Setting.PrintSpeed1 • Printer.Setting.PrintSpeed2 • Printer.Setting.PrintSpeed3 • Printer.Setting.PrintSpeed4 • Printer.Setting.PrintSpeed5 • Printer.Setting.PrintSpeed6 • Printer.Setting.PrintSpeed7 • Printer.Setting.PrintSpeed8 • Printer.Setting.PrintSpeed9 • Printer.Setting.PrintSpeed10 • Printer.Setting.PrintSpeed11 • Printer.Setting.PrintSpeed12 • Printer.Setting.PrintSpeed13
listener	-

- downloadFirmwareList

Parameter	Specificable Setting Value
printerModel	<ul style="list-style-type: none"> • TM-m30II
option	<ul style="list-style-type: none"> • -A • -B
listener	-

LineDisplay class

- LineDisplay

Parameter	Specificable Setting Value
displaySeries	<ul style="list-style-type: none"> • LineDisplay.DM_D30 • LineDisplay.DM_D70
context	-

- addText

Parameter	Specificable Setting Value
data	-
lang	<ul style="list-style-type: none"> • LineDisplay.LANG_EN (default) • LineDisplay.LANG_JA • LineDisplay.LANG_MULTI • LineDisplay.PARAM_DEFAULT • LineDisplay.PARAM_UNUSE
x	<ul style="list-style-type: none"> • Integer from 1 to 44 • LineDisplay.PARAM_UNUSE
y	<ul style="list-style-type: none"> • Integer from 1 to 19 • LineDisplay.PARAM_UNUSE

TM-m30II-H**Printer Specifications**

Item	58mm Specification	80mm Specification
Amount of initial feed	30 dots	
Initial page mode area	420 x 4800 dots	576 x 4800 dots
Maximum page mode area	420 x 4800 dots	576 x 4800 dots
Baseline of Font A	21 dots from the top of the character	
Baseline of Font B	21 dots from the top of the character	
Baseline of Font C	16 dots from the top of the character	

APIs for which restricted parameter setting values can be specified**Printer class**

- Printer

Parameter	Specificable Setting Value
printerSeries	<ul style="list-style-type: none"> • Printer.TM_M30II
lang	<ul style="list-style-type: none"> • Printer.MODEL_ANK • Printer.MODEL_CHINESE • Printer.MODEL_TAIWAN • Printer.MODEL_KOREAN • Printer.MODEL_THAI • Printer.MODEL_SOUTHASIA
context	-

- addTextFont

Parameter	Specificable Setting Value
font	<ul style="list-style-type: none"> • Printer.FONT_A (default) • Printer.FONT_B • Printer.FONT_C • Printer.PARAM_DEFAULT

- addTextStyle

Parameter	Specificable Setting Value
reverse	<ul style="list-style-type: none"> • Printer.TRUE • Printer.FALSE (default) • Printer.PARAM_UNSPECIFIED • Printer.PARAM_DEFAULT

Parameter	Specifiable Setting Value
ul	<ul style="list-style-type: none"> • Printer.TRUE • Printer.FALSE (default) • Printer.PARAM_UNSPECIFIED • Printer.PARAM_DEFAULT
em	<ul style="list-style-type: none"> • Printer.TRUE • Printer.FALSE (default) • Printer.PARAM_UNSPECIFIED • Printer.PARAM_DEFAULT
color	<ul style="list-style-type: none"> • Printer.COLOR_1 (default) • Printer.PARAM_UNSPECIFIED • Printer.PARAM_DEFAULT

- addImage

Parameter	Specifiable Setting Value
data	-
x	<ul style="list-style-type: none"> • Integer from 0 to 65534
y	<ul style="list-style-type: none"> • Integer from 0 to 65534
width	<ul style="list-style-type: none"> • Integer from 1 to 65535
height	<ul style="list-style-type: none"> • Integer from 1 to 65535
color	<ul style="list-style-type: none"> • Printer.COLOR_1 • Printer.PARAM_DEFAULT
mode	<ul style="list-style-type: none"> • Printer.MODE_MONO • Printer.MODE_MONO_HIGH_DENSITY • Printer.PARAM_DEFAULT
halftone	<ul style="list-style-type: none"> • Printer.HALFTONE_DITHER • Printer.HALFTONE_ERROR_DIFFUSION • Printer.HALFTONE_THRESHOLD • Printer.PARAM_DEFAULT
brightness	<ul style="list-style-type: none"> • Real number from 0.1 to 10.0 • Printer.PARAM_DEFAULT
compress	<ul style="list-style-type: none"> • Printer.COMPRESS_DEFLATE • Printer.COMPRESS_NONE • Printer.COMPRESS_AUTO • Printer.PARAM_DEFAULT

- addBarcode

Parameter	Specifiable Setting Value
data	-

Parameter	Specifiable Setting Value
type	<ul style="list-style-type: none"> • Printer.BARCODE_UPC_A • Printer.BARCODE_UPC_E • Printer.BARCODE_EAN13 • Printer.BARCODE_JAN13 • Printer.BARCODE_EAN8 • Printer.BARCODE_JAN8 • Printer.BARCODE_CODE39 • Printer.BARCODE_ITF • Printer.BARCODE_CODABAR • Printer.BARCODE_CODE93 • Printer.BARCODE_CODE128 • Printer.BARCODE_CODE128_AUTO • Printer.BARCODE_GS1_128 • Printer.BARCODE_GS1_DATABAR_OMNIDIRECTIONAL • Printer.BARCODE_GS1_DATABAR_TRUNCATED • Printer.BARCODE_GS1_DATABAR_LIMITED • Printer.BARCODE_GS1_DATABAR_EXPANDED
hri	<ul style="list-style-type: none"> • Printer.HRI_NONE (default) • Printer.HRI_ABOVE • Printer.HRI_BELOW • Printer.HRI_BOTH • Printer.PARAM_DEFAULT • Printer.PARAM_UNSPECIFIED
font	<ul style="list-style-type: none"> • Printer.FONT_A (default) • Printer.FONT_B • Printer.FONT_C • Printer.PARAM_DEFAULT • Printer.PARAM_UNSPECIFIED
width	<ul style="list-style-type: none"> • Integer from 2 to 6 • Printer.PARAM_UNSPECIFIED
height	<ul style="list-style-type: none"> • Integer from 1 to 255 • Printer.PARAM_UNSPECIFIED

- addSymbol

Parameter	Specifiable Setting Value
data	-

Parameter	Specifiable Setting Value
type	<ul style="list-style-type: none"> • Printer.SYMBOL_PDF417_STANDARD • Printer.SYMBOL_PDF417_TRUNCATED • Printer.SYMBOL_QRCODE_MODEL_1 • Printer.SYMBOL_QRCODE_MODEL_2 • Printer.SYMBOL_MAXICODE_MODE_2 • Printer.SYMBOL_MAXICODE_MODE_3 • Printer.SYMBOL_MAXICODE_MODE_4 • Printer.SYMBOL_MAXICODE_MODE_5 • Printer.SYMBOL_MAXICODE_MODE_6 • Printer.SYMBOL_GS1_DATABAR_STACKED • Printer.SYMBOL_GS1_DATABAR_STACKED_OMNIDIRECTIONAL • Printer.SYMBOL_GS1_DATABAR_EXPANDED_STACKED • Printer.SYMBOL_AZTECCODE_FULLRANGE • Printer.SYMBOL_AZTECCODE_COMPACT • Printer.SYMBOL_DATAMATRIX_SQUARE • Printer.SYMBOL_DATAMATRIX_RECTANGLE_8 • Printer.SYMBOL_DATAMATRIX_RECTANGLE_12 • Printer.SYMBOL_DATAMATRIX_RECTANGLE_16
level	<ul style="list-style-type: none"> • Printer.LEVEL_0 • Printer.LEVEL_1 • Printer.LEVEL_2 • Printer.LEVEL_3 • Printer.LEVEL_4 • Printer.LEVEL_5 • Printer.LEVEL_6 • Printer.LEVEL_7 • Printer.LEVEL_8 • Printer.LEVEL_L • Printer.LEVEL_M • Printer.LEVEL_Q • Printer.LEVEL_H • Integer from 5 to 95 • Printer.PARAM_DEFAULT • Printer.PARAM_UNSPECIFIED

- addPageLine

Parameter	Specifiable Setting Value
x1	<ul style="list-style-type: none"> • Integer from 0 to 65535
y1	<ul style="list-style-type: none"> • Integer from 0 to 65535
x2	<ul style="list-style-type: none"> • Integer from 0 to 65535
y2	<ul style="list-style-type: none"> • Integer from 0 to 65535

Parameter	Specifiable Setting Value
lineStyle	<ul style="list-style-type: none"> • Printer.LINE_THIN • Printer.LINE_MEDIUM • Printer.LINE_THICK • Printer.PARAM_DEFAULT

- addPageRectangle

Parameter	Specifiable Setting Value
x1	<ul style="list-style-type: none"> • Integer from 0 to 65535
y1	<ul style="list-style-type: none"> • Integer from 0 to 65535
x2	<ul style="list-style-type: none"> • Integer from 0 to 65535
y2	<ul style="list-style-type: none"> • Integer from 0 to 65535
lineStyle	<ul style="list-style-type: none"> • Printer.LINE_THIN • Printer.LINE_MEDIUM • Printer.LINE_THICK • Printer.PARAM_DEFAULT

- addCut

Parameter	Specifiable Setting Value
type	<ul style="list-style-type: none"> • Printer.CUT_FEED • Printer.CUT_NO_FEED • Printer.CUT_RESERVE • Printer.PARAM_DEFAULT

- addSound

Parameter	Specifiable Setting Value
pattern	<ul style="list-style-type: none"> • Printer.PATTERN_NONE • Printer.PATTERN_A • Printer.PATTERN_B • Printer.PATTERN_C • Printer.PATTERN_D • Printer.PATTERN_E • Printer.PATTERN_ERROR • Printer.PATTERN_PAPER_EMPTY • Printer.PARAM_DEFAULT
repeat	<ul style="list-style-type: none"> • 1 to 255 • Printer.PARAM_DEFAULT

- setPrinterSetting

Parameter	Specifiable Setting Value
timeout	<ul style="list-style-type: none"> • Integer from 5000 to 600000 • Printer.PARAM_DEFAULT
list	-
type	<ul style="list-style-type: none"> • Printer.Setting.PaperWidth • Printer.Setting.PrintDensity • Printer.Setting.PrintSpeed
value	<ul style="list-style-type: none"> • Printer.Setting.PaperWidth58_0 • Printer.Setting.PaperWidth80_0 • Printer.Setting.PrintDensity70 • Printer.Setting.PrintDensity75 • Printer.Setting.PrintDensity80 • Printer.Setting.PrintDensity85 • Printer.Setting.PrintDensity90 • Printer.Setting.PrintDensity95 • Printer.Setting.PrintDensity100 • Printer.Setting.PrintDensity105 • Printer.Setting.PrintDensity110 • Printer.Setting.PrintDensity115 • Printer.Setting.PrintDensity120 • Printer.Setting.PrintSpeed1 • Printer.Setting.PrintSpeed2 • Printer.Setting.PrintSpeed3 • Printer.Setting.PrintSpeed4 • Printer.Setting.PrintSpeed5 • Printer.Setting.PrintSpeed6 • Printer.Setting.PrintSpeed7 • Printer.Setting.PrintSpeed8 • Printer.Setting.PrintSpeed9 • Printer.Setting.PrintSpeed10 • Printer.Setting.PrintSpeed11 • Printer.Setting.PrintSpeed12 • Printer.Setting.PrintSpeed13
listener	-

- downloadFirmwareList

Parameter	Specifiable Setting Value
printerModel	<ul style="list-style-type: none"> • TM-m30II-H
option	<ul style="list-style-type: none"> • -A • -B
listener	-

LineDisplay class

- LineDisplay

Parameter	Specifiable Setting Value
displaySeries	<ul style="list-style-type: none">• LineDisplay.DM_D30• LineDisplay.DM_D70
context	-

TM-m30II-NT**Printer Specifications**

Item	58mm Specification	80mm Specification
Amount of initial feed	30 dots	
Initial page mode area	420 x 4800 dots	576 x 4800 dots
Maximum page mode area	420 x 4800 dots	576 x 4800 dots
Baseline of Font A	21 dots from the top of the character	
Baseline of Font B	21 dots from the top of the character	
Baseline of Font C	16 dots from the top of the character	

APIs for which restricted parameter setting values can be specified**Printer class**

- Printer

Parameter	Specificable Setting Value
printerSeries	<ul style="list-style-type: none"> • Printer.TM_M30II
lang	<ul style="list-style-type: none"> • Printer.MODEL_ANK • Printer.MODEL_CHINESE • Printer.MODEL_TAIWAN • Printer.MODEL_KOREAN • Printer.MODEL_THAI • Printer.MODEL_SOUTHASIA
context	-

- addTextFont

Parameter	Specificable Setting Value
font	<ul style="list-style-type: none"> • Printer.FONT_A (default) • Printer.FONT_B • Printer.FONT_C • Printer.PARAM_DEFAULT

- addTextStyle

Parameter	Specificable Setting Value
reverse	<ul style="list-style-type: none"> • Printer.TRUE • Printer.FALSE (default) • Printer.PARAM_UNSPECIFIED • Printer.PARAM_DEFAULT

Parameter	Specificable Setting Value
ul	<ul style="list-style-type: none"> • Printer.TRUE • Printer.FALSE (default) • Printer.PARAM_UNSPECIFIED • Printer.PARAM_DEFAULT
em	<ul style="list-style-type: none"> • Printer.TRUE • Printer.FALSE (default) • Printer.PARAM_UNSPECIFIED • Printer.PARAM_DEFAULT
color	<ul style="list-style-type: none"> • Printer.COLOR_1 (default) • Printer.PARAM_UNSPECIFIED • Printer.PARAM_DEFAULT

- addImage

Parameter	Specificable Setting Value
data	-
x	<ul style="list-style-type: none"> • Integer from 0 to 65534
y	<ul style="list-style-type: none"> • Integer from 0 to 65534
width	<ul style="list-style-type: none"> • Integer from 1 to 65535
height	<ul style="list-style-type: none"> • Integer from 1 to 65535
color	<ul style="list-style-type: none"> • Printer.COLOR_1 • Printer.PARAM_DEFAULT
mode	<ul style="list-style-type: none"> • Printer.MODE_MONO • Printer.MODE_MONO_HIGH_DENSITY • Printer.PARAM_DEFAULT
halftone	<ul style="list-style-type: none"> • Printer.HALFTONE_DITHER • Printer.HALFTONE_ERROR_DIFFUSION • Printer.HALFTONE_THRESHOLD • Printer.PARAM_DEFAULT
brightness	<ul style="list-style-type: none"> • Real number from 0.1 to 10.0 • Printer.PARAM_DEFAULT
compress	<ul style="list-style-type: none"> • Printer.COMPRESS_DEFLATE • Printer.COMPRESS_NONE • Printer.COMPRESS_AUTO • Printer.PARAM_DEFAULT

- addBarcode

Parameter	Specificable Setting Value
data	-

Parameter	Specifiable Setting Value
type	<ul style="list-style-type: none"> • Printer.BARCODE_UPC_A • Printer.BARCODE_UPC_E • Printer.BARCODE_EAN13 • Printer.BARCODE_JAN13 • Printer.BARCODE_EAN8 • Printer.BARCODE_JAN8 • Printer.BARCODE_CODE39 • Printer.BARCODE_ITF • Printer.BARCODE_CODABAR • Printer.BARCODE_CODE93 • Printer.BARCODE_CODE128 • Printer.BARCODE_CODE128_AUTO • Printer.BARCODE_GS1_128 • Printer.BARCODE_GS1_DATABAR_OMNIDIRECTIONAL • Printer.BARCODE_GS1_DATABAR_TRUNCATED • Printer.BARCODE_GS1_DATABAR_LIMITED • Printer.BARCODE_GS1_DATABAR_EXPANDED
hri	<ul style="list-style-type: none"> • Printer.HRI_NONE (default) • Printer.HRI_ABOVE • Printer.HRI_BELOW • Printer.HRI_BOTH • Printer.PARAM_DEFAULT • Printer.PARAM_UNSPECIFIED
font	<ul style="list-style-type: none"> • Printer.FONT_A (default) • Printer.FONT_B • Printer.FONT_C • Printer.PARAM_DEFAULT • Printer.PARAM_UNSPECIFIED
width	<ul style="list-style-type: none"> • Integer from 2 to 6 • Printer.PARAM_UNSPECIFIED
height	<ul style="list-style-type: none"> • Integer from 1 to 255 • Printer.PARAM_UNSPECIFIED

- addSymbol

Parameter	Specifiable Setting Value
data	-

Parameter	Specifiable Setting Value
type	<ul style="list-style-type: none"> • Printer.SYMBOL_PDF417_STANDARD • Printer.SYMBOL_PDF417_TRUNCATED • Printer.SYMBOL_QRCODE_MODEL_1 • Printer.SYMBOL_QRCODE_MODEL_2 • Printer.SYMBOL_MAXICODE_MODE_2 • Printer.SYMBOL_MAXICODE_MODE_3 • Printer.SYMBOL_MAXICODE_MODE_4 • Printer.SYMBOL_MAXICODE_MODE_5 • Printer.SYMBOL_MAXICODE_MODE_6 • Printer.SYMBOL_GS1_DATABAR_STACKED • Printer.SYMBOL_GS1_DATABAR_STACKED_OMNIDIRECTIONAL • Printer.SYMBOL_GS1_DATABAR_EXPANDED_STACKED • Printer.SYMBOL_AZTECCODE_FULLRANGE • Printer.SYMBOL_AZTECCODE_COMPACT • Printer.SYMBOL_DATAMATRIX_SQUARE • Printer.SYMBOL_DATAMATRIX_RECTANGLE_8 • Printer.SYMBOL_DATAMATRIX_RECTANGLE_12 • Printer.SYMBOL_DATAMATRIX_RECTANGLE_16
level	<ul style="list-style-type: none"> • Printer.LEVEL_0 • Printer.LEVEL_1 • Printer.LEVEL_2 • Printer.LEVEL_3 • Printer.LEVEL_4 • Printer.LEVEL_5 • Printer.LEVEL_6 • Printer.LEVEL_7 • Printer.LEVEL_8 • Printer.LEVEL_L • Printer.LEVEL_M • Printer.LEVEL_Q • Printer.LEVEL_H • Integer from 5 to 95 • Printer.PARAM_DEFAULT • Printer.PARAM_UNSPECIFIED

- addPageLine

Parameter	Specifiable Setting Value
x1	<ul style="list-style-type: none"> • Integer from 0 to 65535
y1	<ul style="list-style-type: none"> • Integer from 0 to 65535
x2	<ul style="list-style-type: none"> • Integer from 0 to 65535
y2	<ul style="list-style-type: none"> • Integer from 0 to 65535

Parameter	Specifiable Setting Value
lineStyle	<ul style="list-style-type: none"> • Printer.LINE_THIN • Printer.LINE_MEDIUM • Printer.LINE_THICK • Printer.PARAM_DEFAULT

- addPageRectangle

Parameter	Specifiable Setting Value
x1	<ul style="list-style-type: none"> • Integer from 0 to 65535
y1	<ul style="list-style-type: none"> • Integer from 0 to 65535
x2	<ul style="list-style-type: none"> • Integer from 0 to 65535
y2	<ul style="list-style-type: none"> • Integer from 0 to 65535
lineStyle	<ul style="list-style-type: none"> • Printer.LINE_THIN • Printer.LINE_MEDIUM • Printer.LINE_THICK • Printer.PARAM_DEFAULT

- addCut

Parameter	Specifiable Setting Value
type	<ul style="list-style-type: none"> • Printer.CUT_FEED • Printer.CUT_NO_FEED • Printer.CUT_RESERVE • Printer.PARAM_DEFAULT

- addSound

Parameter	Specifiable Setting Value
pattern	<ul style="list-style-type: none"> • Printer.PATTERN_NONE • Printer.PATTERN_A • Printer.PATTERN_B • Printer.PATTERN_C • Printer.PATTERN_D • Printer.PATTERN_E • Printer.PATTERN_ERROR • Printer.PATTERN_PAPER_EMPTY • Printer.PARAM_DEFAULT
repeat	<ul style="list-style-type: none"> • 1 to 255 • Printer.PARAM_DEFAULT

- setPrinterSetting

Parameter	Specifiable Setting Value
timeout	<ul style="list-style-type: none"> • Integer from 5000 to 600000 • Printer.PARAM_DEFAULT
list	-
type	<ul style="list-style-type: none"> • Printer.Setting.PaperWidth • Printer.Setting.PrintDensity • Printer.Setting.PrintSpeed
value	<ul style="list-style-type: none"> • Printer.Setting.PaperWidth58_0 • Printer.Setting.PaperWidth80_0 • Printer.Setting.PrintDensity70 • Printer.Setting.PrintDensity75 • Printer.Setting.PrintDensity80 • Printer.Setting.PrintDensity85 • Printer.Setting.PrintDensity90 • Printer.Setting.PrintDensity95 • Printer.Setting.PrintDensity100 • Printer.Setting.PrintDensity105 • Printer.Setting.PrintDensity110 • Printer.Setting.PrintDensity115 • Printer.Setting.PrintDensity120 • Printer.Setting.PrintSpeed1 • Printer.Setting.PrintSpeed2 • Printer.Setting.PrintSpeed3 • Printer.Setting.PrintSpeed4 • Printer.Setting.PrintSpeed5 • Printer.Setting.PrintSpeed6 • Printer.Setting.PrintSpeed7 • Printer.Setting.PrintSpeed8 • Printer.Setting.PrintSpeed9 • Printer.Setting.PrintSpeed10 • Printer.Setting.PrintSpeed11 • Printer.Setting.PrintSpeed12 • Printer.Setting.PrintSpeed13
listener	-

- downloadFirmwareList

Parameter	Specifiable Setting Value
printerModel	<ul style="list-style-type: none"> • TM-m30II-NT
option	<ul style="list-style-type: none"> • -A • -B
listener	-

LineDisplay class

- LineDisplay

Parameter	Specifiable Setting Value
displaySeries	<ul style="list-style-type: none">• LineDisplay.DM_D30• LineDisplay.DM_D70
context	-

TM-m30II-S**Printer Specifications**

Item	58mm Specification	80mm Specification
Amount of initial feed	30 dots	
Initial page mode area	420 x 4800 dots	576 x 4800 dots
Maximum page mode area	420 x 4800 dots	576 x 4800 dots
Baseline of Font A	21 dots from the top of the character	
Baseline of Font B	21 dots from the top of the character	
Baseline of Font C	16 dots from the top of the character	

APIs for which restricted parameter setting values can be specified**Printer class**

- Printer

Parameter	Specifiable Setting Value
printerSeries	<ul style="list-style-type: none"> • Printer.TM_M30II
lang	<ul style="list-style-type: none"> • Printer.MODEL_ANK
context	-

- addTextFont

Parameter	Specifiable Setting Value
font	<ul style="list-style-type: none"> • Printer.FONT_A (default) • Printer.FONT_B • Printer.FONT_C • Printer.PARAM_DEFAULT

- addTextStyle

Parameter	Specifiable Setting Value
reverse	<ul style="list-style-type: none"> • Printer.TRUE • Printer.FALSE (default) • Printer.PARAM_UNSPECIFIED • Printer.PARAM_DEFAULT
ul	<ul style="list-style-type: none"> • Printer.TRUE • Printer.FALSE (default) • Printer.PARAM_UNSPECIFIED • Printer.PARAM_DEFAULT

Parameter	Specifiable Setting Value
em	<ul style="list-style-type: none"> • Printer.TRUE • Printer.FALSE (default) • Printer.PARAM_UNSPECIFIED • Printer.PARAM_DEFAULT
color	<ul style="list-style-type: none"> • Printer.COLOR_1 (default) • Printer.PARAM_UNSPECIFIED • Printer.PARAM_DEFAULT

- addImage

Parameter	Specifiable Setting Value
data	-
x	<ul style="list-style-type: none"> • Integer from 0 to 65534
y	<ul style="list-style-type: none"> • Integer from 0 to 65534
width	<ul style="list-style-type: none"> • Integer from 1 to 65535
height	<ul style="list-style-type: none"> • Integer from 1 to 65535
color	<ul style="list-style-type: none"> • Printer.COLOR_1 • Printer.PARAM_DEFAULT
mode	<ul style="list-style-type: none"> • Printer.MODE_MONO • Printer.MODE_MONO_HIGH_DENSITY • Printer.PARAM_DEFAULT
halftone	<ul style="list-style-type: none"> • Printer.HALFTONE_DITHER • Printer.HALFTONE_ERROR_DIFFUSION • Printer.HALFTONE_THRESHOLD • Printer.PARAM_DEFAULT
brightness	<ul style="list-style-type: none"> • Real number from 0.1 to 10.0 • Printer.PARAM_DEFAULT
compress	<ul style="list-style-type: none"> • Printer.COMPRESS_DEFLATE • Printer.COMPRESS_NONE • Printer.COMPRESS_AUTO • Printer.PARAM_DEFAULT

- addBarcode

Parameter	Specifiable Setting Value
data	-

Parameter	Specifiable Setting Value
type	<ul style="list-style-type: none"> • Printer.BARCODE_UPC_A • Printer.BARCODE_UPC_E • Printer.BARCODE_EAN13 • Printer.BARCODE_JAN13 • Printer.BARCODE_EAN8 • Printer.BARCODE_JAN8 • Printer.BARCODE_CODE39 • Printer.BARCODE_ITF • Printer.BARCODE_CODABAR • Printer.BARCODE_CODE93 • Printer.BARCODE_CODE128 • Printer.BARCODE_CODE128_AUTO • Printer.BARCODE_GS1_128 • Printer.BARCODE_GS1_DATABAR_OMNIDIRECTIONAL • Printer.BARCODE_GS1_DATABAR_TRUNCATED • Printer.BARCODE_GS1_DATABAR_LIMITED • Printer.BARCODE_GS1_DATABAR_EXPANDED
hri	<ul style="list-style-type: none"> • Printer.HRI_NONE (default) • Printer.HRI_ABOVE • Printer.HRI_BELOW • Printer.HRI_BOTH • Printer.PARAM_DEFAULT • Printer.PARAM_UNSPECIFIED
font	<ul style="list-style-type: none"> • Printer.FONT_A (default) • Printer.FONT_B • Printer.FONT_C • Printer.PARAM_DEFAULT • Printer.PARAM_UNSPECIFIED
width	<ul style="list-style-type: none"> • Integer from 2 to 6 • Printer.PARAM_UNSPECIFIED
height	<ul style="list-style-type: none"> • Integer from 1 to 255 • Printer.PARAM_UNSPECIFIED

- addSymbol

Parameter	Specifiable Setting Value
data	-

Parameter	Specifiable Setting Value
type	<ul style="list-style-type: none"> • Printer.SYMBOL_PDF417_STANDARD • Printer.SYMBOL_PDF417_TRUNCATED • Printer.SYMBOL_QRCODE_MODEL_1 • Printer.SYMBOL_QRCODE_MODEL_2 • Printer.SYMBOL_MAXICODE_MODE_2 • Printer.SYMBOL_MAXICODE_MODE_3 • Printer.SYMBOL_MAXICODE_MODE_4 • Printer.SYMBOL_MAXICODE_MODE_5 • Printer.SYMBOL_MAXICODE_MODE_6 • Printer.SYMBOL_GS1_DATABAR_STACKED • Printer.SYMBOL_GS1_DATABAR_STACKED_OMNIDIRECTIONAL • Printer.SYMBOL_GS1_DATABAR_EXPANDED_STACKED • Printer.SYMBOL_AZTECCODE_FULLRANGE • Printer.SYMBOL_AZTECCODE_COMPACT • Printer.SYMBOL_DATAMATRIX_SQUARE • Printer.SYMBOL_DATAMATRIX_RECTANGLE_8 • Printer.SYMBOL_DATAMATRIX_RECTANGLE_12 • Printer.SYMBOL_DATAMATRIX_RECTANGLE_16
level	<ul style="list-style-type: none"> • Printer.LEVEL_0 • Printer.LEVEL_1 • Printer.LEVEL_2 • Printer.LEVEL_3 • Printer.LEVEL_4 • Printer.LEVEL_5 • Printer.LEVEL_6 • Printer.LEVEL_7 • Printer.LEVEL_8 • Printer.LEVEL_L • Printer.LEVEL_M • Printer.LEVEL_Q • Printer.LEVEL_H • Integer from 5 to 95 • Printer.PARAM_DEFAULT • Printer.PARAM_UNSPECIFIED

- addPageLine

Parameter	Specifiable Setting Value
x1	<ul style="list-style-type: none"> • Integer from 0 to 65535
y1	<ul style="list-style-type: none"> • Integer from 0 to 65535
x2	<ul style="list-style-type: none"> • Integer from 0 to 65535
y2	<ul style="list-style-type: none"> • Integer from 0 to 65535

Parameter	Specifiable Setting Value
lineStyle	<ul style="list-style-type: none"> • Printer.LINE_THIN • Printer.LINE_MEDIUM • Printer.LINE_THICK • Printer.PARAM_DEFAULT

- addPageRectangle

Parameter	Specifiable Setting Value
x1	<ul style="list-style-type: none"> • Integer from 0 to 65535
y1	<ul style="list-style-type: none"> • Integer from 0 to 65535
x2	<ul style="list-style-type: none"> • Integer from 0 to 65535
y2	<ul style="list-style-type: none"> • Integer from 0 to 65535
lineStyle	<ul style="list-style-type: none"> • Printer.LINE_THIN • Printer.LINE_MEDIUM • Printer.LINE_THICK • Printer.PARAM_DEFAULT

- addCut

Parameter	Specifiable Setting Value
type	<ul style="list-style-type: none"> • Printer.CUT_FEED • Printer.CUT_NO_FEED • Printer.CUT_RESERVE • Printer.PARAM_DEFAULT

- addSound

Parameter	Specifiable Setting Value
pattern	<ul style="list-style-type: none"> • Printer.PATTERN_NONE • Printer.PATTERN_A • Printer.PATTERN_B • Printer.PATTERN_C • Printer.PATTERN_D • Printer.PATTERN_E • Printer.PATTERN_ERROR • Printer.PATTERN_PAPER_EMPTY • Printer.PARAM_DEFAULT
repeat	<ul style="list-style-type: none"> • 1 to 255 • Printer.PARAM_DEFAULT

- setPrinterSetting

Parameter	Specifiable Setting Value
timeout	<ul style="list-style-type: none"> • Integer from 5000 to 600000 • Printer.PARAM_DEFAULT
list	-
type	<ul style="list-style-type: none"> • Printer.Setting.PaperWidth • Printer.Setting.PrintDensity • Printer.Setting.PrintSpeed
value	<ul style="list-style-type: none"> • Printer.Setting.PaperWidth58_0 • Printer.Setting.PaperWidth80_0 • Printer.Setting.PrintDensity70 • Printer.Setting.PrintDensity75 • Printer.Setting.PrintDensity80 • Printer.Setting.PrintDensity85 • Printer.Setting.PrintDensity90 • Printer.Setting.PrintDensity95 • Printer.Setting.PrintDensity100 • Printer.Setting.PrintDensity105 • Printer.Setting.PrintDensity110 • Printer.Setting.PrintDensity115 • Printer.Setting.PrintDensity120 • Printer.Setting.PrintSpeed1 • Printer.Setting.PrintSpeed2 • Printer.Setting.PrintSpeed3 • Printer.Setting.PrintSpeed4 • Printer.Setting.PrintSpeed5 • Printer.Setting.PrintSpeed6 • Printer.Setting.PrintSpeed7 • Printer.Setting.PrintSpeed8 • Printer.Setting.PrintSpeed9 • Printer.Setting.PrintSpeed10 • Printer.Setting.PrintSpeed11 • Printer.Setting.PrintSpeed12 • Printer.Setting.PrintSpeed13
listener	-

- downloadFirmwareList

Parameter	Specifiable Setting Value
printerModel	<ul style="list-style-type: none"> • TM-m30II-S
option	<ul style="list-style-type: none"> • -A • -B
listener	-

LineDisplay class

- LineDisplay

Parameter	Specifiable Setting Value
displaySeries	<ul style="list-style-type: none">• LineDisplay.DM_D30• LineDisplay.DM_D70
context	-

TM-m30II-SL**Printer Specifications**

Item	58mm Specification	80mm Specification
Amount of initial feed	30 dots	
Initial page mode area	420 x 4800 dots	576 x 4800 dots
Maximum page mode area	420 x 4800 dots	576 x 4800 dots
Baseline of Font A	21 dots from the top of the character	
Baseline of Font B	21 dots from the top of the character	
Baseline of Font C	16 dots from the top of the character	

APIs for which restricted parameter setting values can be specified**Printer class**

- Printer

Parameter	Specifiable Setting Value
printerSeries	<ul style="list-style-type: none"> • Printer.TM_M30II
lang	<ul style="list-style-type: none"> • Printer.MODEL_ANK
context	-

- addTextFont

Parameter	Specifiable Setting Value
font	<ul style="list-style-type: none"> • Printer.FONT_A (default) • Printer.FONT_B • Printer.FONT_C • Printer.PARAM_DEFAULT

- addTextStyle

Parameter	Specifiable Setting Value
reverse	<ul style="list-style-type: none"> • Printer.TRUE • Printer.FALSE (default) • Printer.PARAM_UNSPECIFIED • Printer.PARAM_DEFAULT
ul	<ul style="list-style-type: none"> • Printer.TRUE • Printer.FALSE (default) • Printer.PARAM_UNSPECIFIED • Printer.PARAM_DEFAULT

Parameter	Specifiable Setting Value
em	<ul style="list-style-type: none"> • Printer.TRUE • Printer.FALSE (default) • Printer.PARAM_UNSPECIFIED • Printer.PARAM_DEFAULT
color	<ul style="list-style-type: none"> • Printer.COLOR_1 (default) • Printer.PARAM_UNSPECIFIED • Printer.PARAM_DEFAULT

- addImage

Parameter	Specifiable Setting Value
data	-
x	<ul style="list-style-type: none"> • Integer from 0 to 65534
y	<ul style="list-style-type: none"> • Integer from 0 to 65534
width	<ul style="list-style-type: none"> • Integer from 1 to 65535
height	<ul style="list-style-type: none"> • Integer from 1 to 65535
color	<ul style="list-style-type: none"> • Printer.COLOR_1 • Printer.PARAM_DEFAULT
mode	<ul style="list-style-type: none"> • Printer.MODE_MONO • Printer.MODE_MONO_HIGH_DENSITY • Printer.PARAM_DEFAULT
halftone	<ul style="list-style-type: none"> • Printer.HALFTONE_DITHER • Printer.HALFTONE_ERROR_DIFFUSION • Printer.HALFTONE_THRESHOLD • Printer.PARAM_DEFAULT
brightness	<ul style="list-style-type: none"> • Real number from 0.1 to 10.0 • Printer.PARAM_DEFAULT
compress	<ul style="list-style-type: none"> • Printer.COMPRESS_DEFLATE • Printer.COMPRESS_NONE • Printer.COMPRESS_AUTO • Printer.PARAM_DEFAULT

- addBarcode

Parameter	Specifiable Setting Value
data	-

Parameter	Specifiable Setting Value
type	<ul style="list-style-type: none"> • Printer.BARCODE_UPC_A • Printer.BARCODE_UPC_E • Printer.BARCODE_EAN13 • Printer.BARCODE_JAN13 • Printer.BARCODE_EAN8 • Printer.BARCODE_JAN8 • Printer.BARCODE_CODE39 • Printer.BARCODE_ITF • Printer.BARCODE_CODABAR • Printer.BARCODE_CODE93 • Printer.BARCODE_CODE128 • Printer.BARCODE_CODE128_AUTO • Printer.BARCODE_GS1_128 • Printer.BARCODE_GS1_DATABAR_OMNIDIRECTIONAL • Printer.BARCODE_GS1_DATABAR_TRUNCATED • Printer.BARCODE_GS1_DATABAR_LIMITED • Printer.BARCODE_GS1_DATABAR_EXPANDED
hri	<ul style="list-style-type: none"> • Printer.HRI_NONE (default) • Printer.HRI_ABOVE • Printer.HRI_BELOW • Printer.HRI_BOTH • Printer.PARAM_DEFAULT • Printer.PARAM_UNSPECIFIED
font	<ul style="list-style-type: none"> • Printer.FONT_A (default) • Printer.FONT_B • Printer.FONT_C • Printer.PARAM_DEFAULT • Printer.PARAM_UNSPECIFIED
width	<ul style="list-style-type: none"> • Integer from 2 to 6 • Printer.PARAM_UNSPECIFIED
height	<ul style="list-style-type: none"> • Integer from 1 to 255 • Printer.PARAM_UNSPECIFIED

- addSymbol

Parameter	Specifiable Setting Value
data	-

Parameter	Specifiable Setting Value
type	<ul style="list-style-type: none"> • Printer.SYMBOL_PDF417_STANDARD • Printer.SYMBOL_PDF417_TRUNCATED • Printer.SYMBOL_QRCODE_MODEL_1 • Printer.SYMBOL_QRCODE_MODEL_2 • Printer.SYMBOL_MAXICODE_MODE_2 • Printer.SYMBOL_MAXICODE_MODE_3 • Printer.SYMBOL_MAXICODE_MODE_4 • Printer.SYMBOL_MAXICODE_MODE_5 • Printer.SYMBOL_MAXICODE_MODE_6 • Printer.SYMBOL_GS1_DATABAR_STACKED • Printer.SYMBOL_GS1_DATABAR_STACKED_OMNIDIRECTIONAL • Printer.SYMBOL_GS1_DATABAR_EXPANDED_STACKED • Printer.SYMBOL_AZTECCODE_FULLRANGE • Printer.SYMBOL_AZTECCODE_COMPACT • Printer.SYMBOL_DATAMATRIX_SQUARE • Printer.SYMBOL_DATAMATRIX_RECTANGLE_8 • Printer.SYMBOL_DATAMATRIX_RECTANGLE_12 • Printer.SYMBOL_DATAMATRIX_RECTANGLE_16
level	<ul style="list-style-type: none"> • Printer.LEVEL_0 • Printer.LEVEL_1 • Printer.LEVEL_2 • Printer.LEVEL_3 • Printer.LEVEL_4 • Printer.LEVEL_5 • Printer.LEVEL_6 • Printer.LEVEL_7 • Printer.LEVEL_8 • Printer.LEVEL_L • Printer.LEVEL_M • Printer.LEVEL_Q • Printer.LEVEL_H • Integer from 5 to 95 • Printer.PARAM_DEFAULT • Printer.PARAM_UNSPECIFIED

- addPageLine

Parameter	Specifiable Setting Value
x1	<ul style="list-style-type: none"> • Integer from 0 to 65535
y1	<ul style="list-style-type: none"> • Integer from 0 to 65535
x2	<ul style="list-style-type: none"> • Integer from 0 to 65535
y2	<ul style="list-style-type: none"> • Integer from 0 to 65535

Parameter	Specifiable Setting Value
lineStyle	<ul style="list-style-type: none"> • Printer.LINE_THIN • Printer.LINE_MEDIUM • Printer.LINE_THICK • Printer.PARAM_DEFAULT

- addPageRectangle

Parameter	Specifiable Setting Value
x1	<ul style="list-style-type: none"> • Integer from 0 to 65535
y1	<ul style="list-style-type: none"> • Integer from 0 to 65535
x2	<ul style="list-style-type: none"> • Integer from 0 to 65535
y2	<ul style="list-style-type: none"> • Integer from 0 to 65535
lineStyle	<ul style="list-style-type: none"> • Printer.LINE_THIN • Printer.LINE_MEDIUM • Printer.LINE_THICK • Printer.PARAM_DEFAULT

- addCut

Parameter	Specifiable Setting Value
type	<ul style="list-style-type: none"> • Printer.CUT_FEED • Printer.CUT_NO_FEED • Printer.CUT_RESERVE • Printer.PARAM_DEFAULT

- addSound

Parameter	Specifiable Setting Value
pattern	<ul style="list-style-type: none"> • Printer.PATTERN_NONE • Printer.PATTERN_A • Printer.PATTERN_B • Printer.PATTERN_C • Printer.PATTERN_D • Printer.PATTERN_E • Printer.PATTERN_ERROR • Printer.PATTERN_PAPER_EMPTY • Printer.PARAM_DEFAULT
repeat	<ul style="list-style-type: none"> • 1 to 255 • Printer.PARAM_DEFAULT

- `setPrinterSetting`

Parameter	Specifiable Setting Value
timeout	<ul style="list-style-type: none"> • Integer from 5000 to 600000 • <code>Printer.PARAM_DEFAULT</code>
list	-
type	<ul style="list-style-type: none"> • <code>Printer.Setting.PaperWidth</code> • <code>Printer.Setting.PrintDensity</code> • <code>Printer.Setting.PrintSpeed</code>
value	<ul style="list-style-type: none"> • <code>Printer.Setting.PaperWidth58_0</code> • <code>Printer.Setting.PaperWidth80_0</code> • <code>Printer.Setting.PrintDensity70</code> • <code>Printer.Setting.PrintDensity75</code> • <code>Printer.Setting.PrintDensity80</code> • <code>Printer.Setting.PrintDensity85</code> • <code>Printer.Setting.PrintDensity90</code> • <code>Printer.Setting.PrintDensity95</code> • <code>Printer.Setting.PrintDensity100</code> • <code>Printer.Setting.PrintDensity105</code> • <code>Printer.Setting.PrintDensity110</code> • <code>Printer.Setting.PrintDensity115</code> • <code>Printer.Setting.PrintDensity120</code> • <code>Printer.Setting.PrintSpeed1</code> • <code>Printer.Setting.PrintSpeed2</code> • <code>Printer.Setting.PrintSpeed3</code> • <code>Printer.Setting.PrintSpeed4</code> • <code>Printer.Setting.PrintSpeed5</code> • <code>Printer.Setting.PrintSpeed6</code> • <code>Printer.Setting.PrintSpeed7</code> • <code>Printer.Setting.PrintSpeed8</code> • <code>Printer.Setting.PrintSpeed9</code> • <code>Printer.Setting.PrintSpeed10</code> • <code>Printer.Setting.PrintSpeed11</code> • <code>Printer.Setting.PrintSpeed12</code> • <code>Printer.Setting.PrintSpeed13</code>
listener	-

LineDisplay class

- `LineDisplay`

Parameter	Specifiable Setting Value
displaySeries	<ul style="list-style-type: none"> • <code>LineDisplay.DM_D30</code> • <code>LineDisplay.DM_D70</code>
context	-

TM-m30III**Printer Specifications**

Item	58mm Specification	80mm Specification
Amount of initial feed	30 dots	
Initial page mode area	420 x 4800 dots	576 x 4800 dots
Maximum page mode area	420 x 4800 dots	576 x 4800 dots
Baseline of Font A	21 dots from the top of the character	
Baseline of Font B	21 dots from the top of the character	
Baseline of Font C	16 dots from the top of the character	

APIs for which restricted parameter setting values can be specified**Printer class**

- Printer

Parameter	Specificable Setting Value
printerSeries	<ul style="list-style-type: none"> • Printer.TM_M30III
lang	<ul style="list-style-type: none"> • Printer.MODEL_ANK • Printer.MODEL_CHINESE • Printer.MODEL_TAIWAN • Printer.MODEL_KOREAN • Printer.MODEL_THAI • Printer.MODEL_SOUTHASIA
context	-

- addTextFont

Parameter	Specificable Setting Value
font	<ul style="list-style-type: none"> • Printer.FONT_A (default) • Printer.FONT_B • Printer.FONT_C • Printer.PARAM_DEFAULT

- addTextStyle

Parameter	Specificable Setting Value
reverse	<ul style="list-style-type: none"> • Printer.TRUE • Printer.FALSE (default) • Printer.PARAM_UNSPECIFIED • Printer.PARAM_DEFAULT

Parameter	Specifiable Setting Value
ul	<ul style="list-style-type: none"> • Printer.TRUE • Printer.FALSE (default) • Printer.PARAM_UNSPECIFIED • Printer.PARAM_DEFAULT
em	<ul style="list-style-type: none"> • Printer.TRUE • Printer.FALSE (default) • Printer.PARAM_UNSPECIFIED • Printer.PARAM_DEFAULT
color	<ul style="list-style-type: none"> • Printer.PARAM_UNSPECIFIED

- addImage

Parameter	Specifiable Setting Value
data	-
x	<ul style="list-style-type: none"> • Integer from 0 to 65534
y	<ul style="list-style-type: none"> • Integer from 0 to 65534
width	<ul style="list-style-type: none"> • Integer from 1 to 65535
height	<ul style="list-style-type: none"> • Integer from 1 to 65535
color	<ul style="list-style-type: none"> • Printer.COLOR_1 • Printer.PARAM_DEFAULT
mode	<ul style="list-style-type: none"> • Printer.MODE_MONO • Printer.MODE_MONO_HIGH_DENSITY • Printer.PARAM_DEFAULT
halftone	<ul style="list-style-type: none"> • Printer.HALFTONE_DITHER • Printer.HALFTONE_ERROR_DIFFUSION • Printer.HALFTONE_THRESHOLD • Printer.PARAM_DEFAULT
brightness	<ul style="list-style-type: none"> • Real number from 0.1 to 10.0 • Printer.PARAM_DEFAULT
compress	<ul style="list-style-type: none"> • Printer.COMPRESS_DEFLATE • Printer.COMPRESS_NONE • Printer.COMPRESS_AUTO • Printer.PARAM_DEFAULT

- addBarcode

Parameter	Specifiable Setting Value
data	-

Parameter	Specifiable Setting Value
type	<ul style="list-style-type: none"> • Printer.BARCODE_UPC_A • Printer.BARCODE_UPC_E • Printer.BARCODE_EAN13 • Printer.BARCODE_JAN13 • Printer.BARCODE_EAN8 • Printer.BARCODE_JAN8 • Printer.BARCODE_CODE39 • Printer.BARCODE_ITF • Printer.BARCODE_CODABAR • Printer.BARCODE_CODE93 • Printer.BARCODE_CODE128 • Printer.BARCODE_CODE128_AUTO • Printer.BARCODE_GS1_128 • Printer.BARCODE_GS1_DATABAR_OMNIDIRECTIONAL • Printer.BARCODE_GS1_DATABAR_TRUNCATED • Printer.BARCODE_GS1_DATABAR_LIMITED • Printer.BARCODE_GS1_DATABAR_EXPANDED
hri	<ul style="list-style-type: none"> • Printer.HRI_NONE (default) • Printer.HRI_ABOVE • Printer.HRI_BELOW • Printer.HRI_BOTH • Printer.PARAM_DEFAULT • Printer.PARAM_UNSPECIFIED
font	<ul style="list-style-type: none"> • Printer.FONT_A (default) • Printer.FONT_B • Printer.FONT_C • Printer.PARAM_DEFAULT • Printer.PARAM_UNSPECIFIED
width	<ul style="list-style-type: none"> • Integer from 2 to 6 • Printer.PARAM_UNSPECIFIED
height	<ul style="list-style-type: none"> • Integer from 1 to 255 • Printer.PARAM_UNSPECIFIED

- addSymbol

Parameter	Specifiable Setting Value
data	-

Parameter	Specifiable Setting Value
type	<ul style="list-style-type: none"> • Printer.SYMBOL_PDF417_STANDARD • Printer.SYMBOL_PDF417_TRUNCATED • Printer.SYMBOL_QRCODE_MODEL_1 • Printer.SYMBOL_QRCODE_MODEL_2 • Printer.SYMBOL_MAXICODE_MODE_2 • Printer.SYMBOL_MAXICODE_MODE_3 • Printer.SYMBOL_MAXICODE_MODE_4 • Printer.SYMBOL_MAXICODE_MODE_5 • Printer.SYMBOL_MAXICODE_MODE_6 • Printer.SYMBOL_GS1_DATABAR_STACKED • Printer.SYMBOL_GS1_DATABAR_STACKED_OMNIDIRECTIONAL • Printer.SYMBOL_GS1_DATABAR_EXPANDED_STACKED • Printer.SYMBOL_AZTECCODE_FULLRANGE • Printer.SYMBOL_AZTECCODE_COMPACT • Printer.SYMBOL_DATAMATRIX_SQUARE • Printer.SYMBOL_DATAMATRIX_RECTANGLE_8 • Printer.SYMBOL_DATAMATRIX_RECTANGLE_12 • Printer.SYMBOL_DATAMATRIX_RECTANGLE_16
level	<ul style="list-style-type: none"> • Printer.LEVEL_0 • Printer.LEVEL_1 • Printer.LEVEL_2 • Printer.LEVEL_3 • Printer.LEVEL_4 • Printer.LEVEL_5 • Printer.LEVEL_6 • Printer.LEVEL_7 • Printer.LEVEL_8 • Printer.LEVEL_L • Printer.LEVEL_M • Printer.LEVEL_Q • Printer.LEVEL_H • Integer from 5 to 95 • Printer.PARAM_DEFAULT • Printer.PARAM_UNSPECIFIED

- addPageLine

Parameter	Specifiable Setting Value
x1	<ul style="list-style-type: none"> • Integer from 0 to 65535
y1	<ul style="list-style-type: none"> • Integer from 0 to 65535
x2	<ul style="list-style-type: none"> • Integer from 0 to 65535
y2	<ul style="list-style-type: none"> • Integer from 0 to 65535

Parameter	Specifiable Setting Value
lineStyle	<ul style="list-style-type: none"> • Printer.LINE_THIN • Printer.LINE_MEDIUM • Printer.LINE_THICK • Printer.PARAM_DEFAULT

- addPageRectangle

Parameter	Specifiable Setting Value
x1	<ul style="list-style-type: none"> • Integer from 0 to 65535
y1	<ul style="list-style-type: none"> • Integer from 0 to 65535
x2	<ul style="list-style-type: none"> • Integer from 0 to 65535
y2	<ul style="list-style-type: none"> • Integer from 0 to 65535
lineStyle	<ul style="list-style-type: none"> • Printer.LINE_THIN • Printer.LINE_MEDIUM • Printer.LINE_THICK • Printer.PARAM_DEFAULT

- addSound

Parameter	Specifiable Setting Value
pattern	<ul style="list-style-type: none"> • Printer.PATTERN_NONE • Printer.PATTERN_A • Printer.PATTERN_B • Printer.PATTERN_C • Printer.PATTERN_D • Printer.PATTERN_E • Printer.PATTERN_ERROR • Printer.PATTERN_PAPER_EMPTY • Printer.PARAM_DEFAULT
repeat	<ul style="list-style-type: none"> • 0 • 1 to 255 • Printer.PARAM_DEFAULT
cycle	<ul style="list-style-type: none"> • 1000 to 25500 • Printer.PARAM_DEFAULT

LineDisplay class

- LineDisplay

Parameter	Specifiable Setting Value
displaySeries	<ul style="list-style-type: none"> • LineDisplay.DM_D30 • LineDisplay.DM_D70
context	-

TM-m30III-H**Printer Specifications**

Item	58mm Specification	80mm Specification
Amount of initial feed	30 dots	
Initial page mode area	420 x 4800 dots	576 x 4800 dots
Maximum page mode area	420 x 4800 dots	576 x 4800 dots
Baseline of Font A	21 dots from the top of the character	
Baseline of Font B	21 dots from the top of the character	
Baseline of Font C	16 dots from the top of the character	

APIs for which restricted parameter setting values can be specified**Printer class**

- Printer

Parameter	Specificable Setting Value
printerSeries	<ul style="list-style-type: none"> • Printer.TM_M30III
lang	<ul style="list-style-type: none"> • Printer.MODEL_ANK • Printer.MODEL_CHINESE • Printer.MODEL_TAIWAN • Printer.MODEL_KOREAN • Printer.MODEL_THAI • Printer.MODEL_SOUTHASIA
context	-

- addTextFont

Parameter	Specificable Setting Value
font	<ul style="list-style-type: none"> • Printer.FONT_A (default) • Printer.FONT_B • Printer.FONT_C • Printer.PARAM_DEFAULT

- addTextStyle

Parameter	Specificable Setting Value
reverse	<ul style="list-style-type: none"> • Printer.TRUE • Printer.FALSE (default) • Printer.PARAM_UNSPECIFIED • Printer.PARAM_DEFAULT

Parameter	Specifiable Setting Value
ul	<ul style="list-style-type: none"> • Printer.TRUE • Printer.FALSE (default) • Printer.PARAM_UNSPECIFIED • Printer.PARAM_DEFAULT
em	<ul style="list-style-type: none"> • Printer.TRUE • Printer.FALSE (default) • Printer.PARAM_UNSPECIFIED • Printer.PARAM_DEFAULT
color	<ul style="list-style-type: none"> • Printer.PARAM_UNSPECIFIED

- addImage

Parameter	Specifiable Setting Value
data	-
x	<ul style="list-style-type: none"> • Integer from 0 to 65534
y	<ul style="list-style-type: none"> • Integer from 0 to 65534
width	<ul style="list-style-type: none"> • Integer from 1 to 65535
height	<ul style="list-style-type: none"> • Integer from 1 to 65535
color	<ul style="list-style-type: none"> • Printer.COLOR_1 • Printer.PARAM_DEFAULT
mode	<ul style="list-style-type: none"> • Printer.MODE_MONO • Printer.MODE_MONO_HIGH_DENSITY • Printer.PARAM_DEFAULT
halftone	<ul style="list-style-type: none"> • Printer.HALFTONE_DITHER • Printer.HALFTONE_ERROR_DIFFUSION • Printer.HALFTONE_THRESHOLD • Printer.PARAM_DEFAULT
brightness	<ul style="list-style-type: none"> • Real number from 0.1 to 10.0 • Printer.PARAM_DEFAULT
compress	<ul style="list-style-type: none"> • Printer.COMPRESS_DEFLATE • Printer.COMPRESS_NONE • Printer.COMPRESS_AUTO • Printer.PARAM_DEFAULT

- addBarcode

Parameter	Specifiable Setting Value
data	-

Parameter	Specifiable Setting Value
type	<ul style="list-style-type: none"> • Printer.BARCODE_UPC_A • Printer.BARCODE_UPC_E • Printer.BARCODE_EAN13 • Printer.BARCODE_JAN13 • Printer.BARCODE_EAN8 • Printer.BARCODE_JAN8 • Printer.BARCODE_CODE39 • Printer.BARCODE_ITF • Printer.BARCODE_CODABAR • Printer.BARCODE_CODE93 • Printer.BARCODE_CODE128 • Printer.BARCODE_CODE128_AUTO • Printer.BARCODE_GS1_128 • Printer.BARCODE_GS1_DATABAR_OMNIDIRECTIONAL • Printer.BARCODE_GS1_DATABAR_TRUNCATED • Printer.BARCODE_GS1_DATABAR_LIMITED • Printer.BARCODE_GS1_DATABAR_EXPANDED
hri	<ul style="list-style-type: none"> • Printer.HRI_NONE (default) • Printer.HRI_ABOVE • Printer.HRI_BELOW • Printer.HRI_BOTH • Printer.PARAM_DEFAULT • Printer.PARAM_UNSPECIFIED
font	<ul style="list-style-type: none"> • Printer.FONT_A (default) • Printer.FONT_B • Printer.FONT_C • Printer.PARAM_DEFAULT • Printer.PARAM_UNSPECIFIED
width	<ul style="list-style-type: none"> • Integer from 2 to 6 • Printer.PARAM_UNSPECIFIED
height	<ul style="list-style-type: none"> • Integer from 1 to 255 • Printer.PARAM_UNSPECIFIED

- addSymbol

Parameter	Specifiable Setting Value
data	-

Parameter	Specifiable Setting Value
type	<ul style="list-style-type: none"> • Printer.SYMBOL_PDF417_STANDARD • Printer.SYMBOL_PDF417_TRUNCATED • Printer.SYMBOL_QRCODE_MODEL_1 • Printer.SYMBOL_QRCODE_MODEL_2 • Printer.SYMBOL_MAXICODE_MODE_2 • Printer.SYMBOL_MAXICODE_MODE_3 • Printer.SYMBOL_MAXICODE_MODE_4 • Printer.SYMBOL_MAXICODE_MODE_5 • Printer.SYMBOL_MAXICODE_MODE_6 • Printer.SYMBOL_GS1_DATABAR_STACKED • Printer.SYMBOL_GS1_DATABAR_STACKED_OMNIDIRECTIONAL • Printer.SYMBOL_GS1_DATABAR_EXPANDED_STACKED • Printer.SYMBOL_AZTECCODE_FULLRANGE • Printer.SYMBOL_AZTECCODE_COMPACT • Printer.SYMBOL_DATAMATRIX_SQUARE • Printer.SYMBOL_DATAMATRIX_RECTANGLE_8 • Printer.SYMBOL_DATAMATRIX_RECTANGLE_12 • Printer.SYMBOL_DATAMATRIX_RECTANGLE_16
level	<ul style="list-style-type: none"> • Printer.LEVEL_0 • Printer.LEVEL_1 • Printer.LEVEL_2 • Printer.LEVEL_3 • Printer.LEVEL_4 • Printer.LEVEL_5 • Printer.LEVEL_6 • Printer.LEVEL_7 • Printer.LEVEL_8 • Printer.LEVEL_L • Printer.LEVEL_M • Printer.LEVEL_Q • Printer.LEVEL_H • Integer from 5 to 95 • Printer.PARAM_DEFAULT • Printer.PARAM_UNSPECIFIED

- addPageLine

Parameter	Specifiable Setting Value
x1	<ul style="list-style-type: none"> • Integer from 0 to 65535
y1	<ul style="list-style-type: none"> • Integer from 0 to 65535
x2	<ul style="list-style-type: none"> • Integer from 0 to 65535
y2	<ul style="list-style-type: none"> • Integer from 0 to 65535

Parameter	Specifiable Setting Value
lineStyle	<ul style="list-style-type: none"> • Printer.LINE_THIN • Printer.LINE_MEDIUM • Printer.LINE_THICK • Printer.PARAM_DEFAULT

- addPageRectangle

Parameter	Specifiable Setting Value
x1	<ul style="list-style-type: none"> • Integer from 0 to 65535
y1	<ul style="list-style-type: none"> • Integer from 0 to 65535
x2	<ul style="list-style-type: none"> • Integer from 0 to 65535
y2	<ul style="list-style-type: none"> • Integer from 0 to 65535
lineStyle	<ul style="list-style-type: none"> • Printer.LINE_THIN • Printer.LINE_MEDIUM • Printer.LINE_THICK • Printer.PARAM_DEFAULT

- addSound

Parameter	Specifiable Setting Value
pattern	<ul style="list-style-type: none"> • Printer.PATTERN_NONE • Printer.PATTERN_A • Printer.PATTERN_B • Printer.PATTERN_C • Printer.PATTERN_D • Printer.PATTERN_E • Printer.PATTERN_ERROR • Printer.PATTERN_PAPER_EMPTY • Printer.PARAM_DEFAULT
repeat	<ul style="list-style-type: none"> • 0 • 1 to 255 • Printer.PARAM_DEFAULT
cycle	<ul style="list-style-type: none"> • 1000 to 25500 • Printer.PARAM_DEFAULT

LineDisplay class

- LineDisplay

Parameter	Specifiable Setting Value
displaySeries	<ul style="list-style-type: none"> • LineDisplay.DM_D30 • LineDisplay.DM_D70
context	-

TM-m50**Printer Specifications**

Item	58mm Specification	80mm Specification
Amount of initial feed	30 dots	
Initial page mode area	360 x 4800 dots	512 x 4800 dots
Maximum page mode area	360 x 4800 dots	512 x 4800 dots
Baseline of Font A	21 dots from the top of the character	
Baseline of Font B	16 dots from the top of the character	

APIs for which restricted parameter setting values can be specified**Printer class**

- Printer

Parameter	Specifiable Setting Value
printerSeries	<ul style="list-style-type: none"> • Printer.TM_M50
lang	<ul style="list-style-type: none"> • Printer.MODEL_ANK • Printer.MODEL_CHINESE • Printer.MODEL_TAIWAN • Printer.MODEL_KOREAN • Printer.MODEL_THAI • Printer.MODEL_SOUTHASIA
context	-

- addTextFont

Parameter	Specifiable Setting Value
font	<ul style="list-style-type: none"> • Printer.FONT_A (default) • Printer.FONT_B • Printer.PARAM_DEFAULT

- addTextStyle

Parameter	Specifiable Setting Value
reverse	<ul style="list-style-type: none"> • Printer.TRUE • Printer.FALSE (default) • Printer.PARAM_UNSPECIFIED • Printer.PARAM_DEFAULT

Parameter	Specificable Setting Value
ul	<ul style="list-style-type: none"> • Printer.TRUE • Printer.FALSE (default) • Printer.PARAM_UNSPECIFIED • Printer.PARAM_DEFAULT
em	<ul style="list-style-type: none"> • Printer.TRUE • Printer.FALSE (default) • Printer.PARAM_UNSPECIFIED • Printer.PARAM_DEFAULT
color	<ul style="list-style-type: none"> • Printer.COLOR_1 (default) • Printer.PARAM_UNSPECIFIED • Printer.PARAM_DEFAULT

- addImage

Parameter	Specificable Setting Value
data	-
x	<ul style="list-style-type: none"> • Integer from 0 to 65534
y	<ul style="list-style-type: none"> • Integer from 0 to 65534
width	<ul style="list-style-type: none"> • Integer from 1 to 65535
height	<ul style="list-style-type: none"> • Integer from 1 to 65535
color	<ul style="list-style-type: none"> • Printer.COLOR_1 • Printer.PARAM_DEFAULT
mode	<ul style="list-style-type: none"> • Printer.MODE_MONO • Printer.MODE_MONO_HIGH_DENSITY • Printer.PARAM_DEFAULT
halftone	<ul style="list-style-type: none"> • Printer.HALFTONE_DITHER • Printer.HALFTONE_ERROR_DIFFUSION • Printer.HALFTONE_THRESHOLD • Printer.PARAM_DEFAULT
brightness	<ul style="list-style-type: none"> • Real number from 0.1 to 10.0 • Printer.PARAM_DEFAULT
compress	<ul style="list-style-type: none"> • Printer.COMPRESS_DEFLATE • Printer.COMPRESS_NONE • Printer.COMPRESS_AUTO • Printer.PARAM_DEFAULT

- addBarcode

Parameter	Specificable Setting Value
data	-

Parameter	Specifiable Setting Value
type	<ul style="list-style-type: none"> • Printer.BARCODE_UPC_A • Printer.BARCODE_UPC_E • Printer.BARCODE_EAN13 • Printer.BARCODE_JAN13 • Printer.BARCODE_EAN8 • Printer.BARCODE_JAN8 • Printer.BARCODE_CODE39 • Printer.BARCODE_ITF • Printer.BARCODE_CODABAR • Printer.BARCODE_CODE93 • Printer.BARCODE_CODE128 • Printer.BARCODE_CODE128_AUTO • Printer.BARCODE_GS1_128 • Printer.BARCODE_GS1_DATABAR_OMNIDIRECTIONAL • Printer.BARCODE_GS1_DATABAR_TRUNCATED • Printer.BARCODE_GS1_DATABAR_LIMITED • Printer.BARCODE_GS1_DATABAR_EXPANDED
hri	<ul style="list-style-type: none"> • Printer.HRI_NONE (default) • Printer.HRI_ABOVE • Printer.HRI_BELOW • Printer.HRI_BOTH • Printer.PARAM_DEFAULT • Printer.PARAM_UNSPECIFIED
font	<ul style="list-style-type: none"> • Printer.FONT_A (default) • Printer.FONT_B • Printer.PARAM_DEFAULT • Printer.PARAM_UNSPECIFIED
width	<ul style="list-style-type: none"> • Integer from 2 to 6 • Printer.PARAM_UNSPECIFIED
height	<ul style="list-style-type: none"> • Integer from 1 to 255 • Printer.PARAM_UNSPECIFIED

- addSymbol

Parameter	Specifiable Setting Value
data	-

Parameter	Specifiable Setting Value
type	<ul style="list-style-type: none"> • Printer.SYMBOL_PDF417_STANDARD • Printer.SYMBOL_PDF417_TRUNCATED • Printer.SYMBOL_QRCODE_MODEL_1 • Printer.SYMBOL_QRCODE_MODEL_2 • Printer.SYMBOL_MAXICODE_MODE_2 • Printer.SYMBOL_MAXICODE_MODE_3 • Printer.SYMBOL_MAXICODE_MODE_4 • Printer.SYMBOL_MAXICODE_MODE_5 • Printer.SYMBOL_MAXICODE_MODE_6 • Printer.SYMBOL_GS1_DATABAR_STACKED • Printer.SYMBOL_GS1_DATABAR_STACKED_OMNIDIRECTIONAL • Printer.SYMBOL_GS1_DATABAR_EXPANDED_STACKED • Printer.SYMBOL_AZTECCODE_FULLRANGE • Printer.SYMBOL_AZTECCODE_COMPACT • Printer.SYMBOL_DATAMATRIX_SQUARE • Printer.SYMBOL_DATAMATRIX_RECTANGLE_8 • Printer.SYMBOL_DATAMATRIX_RECTANGLE_12 • Printer.SYMBOL_DATAMATRIX_RECTANGLE_16
level	<ul style="list-style-type: none"> • Printer.LEVEL_0 • Printer.LEVEL_1 • Printer.LEVEL_2 • Printer.LEVEL_3 • Printer.LEVEL_4 • Printer.LEVEL_5 • Printer.LEVEL_6 • Printer.LEVEL_7 • Printer.LEVEL_8 • Printer.LEVEL_L • Printer.LEVEL_M • Printer.LEVEL_Q • Printer.LEVEL_H • Integer from 5 to 95 • Printer.PARAM_DEFAULT • Printer.PARAM_UNSPECIFIED

- addPageLine

Parameter	Specifiable Setting Value
x1	<ul style="list-style-type: none"> • Integer from 0 to 65535
y1	<ul style="list-style-type: none"> • Integer from 0 to 65535
x2	<ul style="list-style-type: none"> • Integer from 0 to 65535
y2	<ul style="list-style-type: none"> • Integer from 0 to 65535

Parameter	Specifiable Setting Value
lineStyle	<ul style="list-style-type: none"> • Printer.LINE_THIN • Printer.LINE_MEDIUM • Printer.LINE_THICK • Printer.PARAM_DEFAULT

- addPageRectangle

Parameter	Specifiable Setting Value
x1	<ul style="list-style-type: none"> • Integer from 0 to 65535
y1	<ul style="list-style-type: none"> • Integer from 0 to 65535
x2	<ul style="list-style-type: none"> • Integer from 0 to 65535
y2	<ul style="list-style-type: none"> • Integer from 0 to 65535
lineStyle	<ul style="list-style-type: none"> • Printer.LINE_THIN • Printer.LINE_MEDIUM • Printer.LINE_THICK • Printer.PARAM_DEFAULT

- addCut

Parameter	Specifiable Setting Value
type	<ul style="list-style-type: none"> • Printer.CUT_FEED • Printer.CUT_NO_FEED • Printer.PARAM_DEFAULT

- addSound

Parameter	Specifiable Setting Value
pattern	<ul style="list-style-type: none"> • Printer.PATTERN_NONE • Printer.PATTERN_A • Printer.PATTERN_B • Printer.PATTERN_C • Printer.PATTERN_D • Printer.PATTERN_E • Printer.PATTERN_ERROR • Printer.PATTERN_PAPER_EMPTY • Printer.PARAM_DEFAULT
repeat	<ul style="list-style-type: none"> • 1 to 255 • Printer.PARAM_DEFAULT

- `setPrinterSetting`

Parameter	Specifiable Setting Value
timeout	<ul style="list-style-type: none"> • Integer from 5000 to 600000 • <code>Printer.PARAM_DEFAULT</code>
list	-
type	<ul style="list-style-type: none"> • <code>Printer.Setting.PaperWidth</code> • <code>Printer.Setting.PrintDensity</code> • <code>Printer.Setting.PrintSpeed</code>
value	<ul style="list-style-type: none"> • <code>Printer.Setting.PaperWidth58_0</code> • <code>Printer.Setting.PaperWidth80_0</code> • <code>Printer.Setting.PrintDensity70</code> • <code>Printer.Setting.PrintDensity75</code> • <code>Printer.Setting.PrintDensity80</code> • <code>Printer.Setting.PrintDensity85</code> • <code>Printer.Setting.PrintDensity90</code> • <code>Printer.Setting.PrintDensity95</code> • <code>Printer.Setting.PrintDensity100</code> • <code>Printer.Setting.PrintDensity105</code> • <code>Printer.Setting.PrintDensity110</code> • <code>Printer.Setting.PrintDensity115</code> • <code>Printer.Setting.PrintDensity120</code> • <code>Printer.Setting.PrintSpeed1</code> • <code>Printer.Setting.PrintSpeed2</code> • <code>Printer.Setting.PrintSpeed3</code> • <code>Printer.Setting.PrintSpeed4</code> • <code>Printer.Setting.PrintSpeed5</code> • <code>Printer.Setting.PrintSpeed6</code> • <code>Printer.Setting.PrintSpeed7</code> • <code>Printer.Setting.PrintSpeed8</code> • <code>Printer.Setting.PrintSpeed9</code> • <code>Printer.Setting.PrintSpeed10</code> • <code>Printer.Setting.PrintSpeed11</code> • <code>Printer.Setting.PrintSpeed12</code> • <code>Printer.Setting.PrintSpeed13</code>
listener	-

LineDisplay class

- `LineDisplay`

Parameter	Specifiable Setting Value
displaySeries	<ul style="list-style-type: none"> • <code>LineDisplay.DM_D30</code> • <code>LineDisplay.DM_D70</code>
context	-

- addText

Parameter	Specifiable Setting Value
data	-
lang	<ul style="list-style-type: none">• LineDisplay.LANG_EN (default)• LineDisplay.LANG_JA• LineDisplay.LANG_MULTI• LineDisplay.PARAM_DEFAULT• LineDisplay.PARAM_UNUSE
x	<ul style="list-style-type: none">• Integer from 1 to 44• LineDisplay.PARAM_UNUSE
y	<ul style="list-style-type: none">• Integer from 1 to 19• LineDisplay.PARAM_UNUSE

TM-m50II**Printer Specifications**

Item	58mm Specification	80mm Specification
Amount of initial feed	30 dots	
Initial page mode area	360 x 4800 dots	512 x 4800 dots
Maximum page mode area	360 x 4800 dots	512 x 4800 dots
Baseline of Font A	21 dots from the top of the character	
Baseline of Font B	16 dots from the top of the character	

APIs for which restricted parameter setting values can be specified**Printer class**

- Printer

Parameter	Specifiable Setting Value
printerSeries	<ul style="list-style-type: none"> • Printer.TM_M50II
lang	<ul style="list-style-type: none"> • Printer.MODEL_ANK • Printer.MODEL_CHINESE
context	-

- addTextFont

Parameter	Specifiable Setting Value
font	<ul style="list-style-type: none"> • Printer.FONT_A (default) • Printer.FONT_B • Printer.PARAM_DEFAULT

- addTextStyle

Parameter	Specifiable Setting Value
reverse	<ul style="list-style-type: none"> • Printer.TRUE • Printer.FALSE (default) • Printer.PARAM_UNSPECIFIED • Printer.PARAM_DEFAULT
ul	<ul style="list-style-type: none"> • Printer.TRUE • Printer.FALSE (default) • Printer.PARAM_UNSPECIFIED • Printer.PARAM_DEFAULT

Parameter	Specifiable Setting Value
em	<ul style="list-style-type: none"> • Printer.TRUE • Printer.FALSE (default) • Printer.PARAM_UNSPECIFIED • Printer.PARAM_DEFAULT
color	<ul style="list-style-type: none"> • Printer.PARAM_UNSPECIFIED

- addBarcode

Parameter	Specifiable Setting Value
data	-
type	<ul style="list-style-type: none"> • Printer.BARCODE_UPC_A • Printer.BARCODE_UPC_E • Printer.BARCODE_EAN13 • Printer.BARCODE_JAN13 • Printer.BARCODE_EAN8 • Printer.BARCODE_JAN8 • Printer.BARCODE_CODE39 • Printer.BARCODE_ITF • Printer.BARCODE_CODABAR • Printer.BARCODE_CODE93 • Printer.BARCODE_CODE128 • Printer.BARCODE_CODE128_AUTO • Printer.BARCODE_GS1_128 • Printer.BARCODE_GS1_DATABAR_OMNIDIRECTIONAL • Printer.BARCODE_GS1_DATABAR_TRUNCATED • Printer.BARCODE_GS1_DATABAR_LIMITED • Printer.BARCODE_GS1_DATABAR_EXPANDED
hri	<ul style="list-style-type: none"> • Printer.HRI_NONE (default) • Printer.HRI_ABOVE • Printer.HRI_BELOW • Printer.HRI_BOTH • Printer.PARAM_DEFAULT • Printer.PARAM_UNSPECIFIED
font	<ul style="list-style-type: none"> • Printer.FONT_A (default) • Printer.FONT_B • Printer.PARAM_DEFAULT • Printer.PARAM_UNSPECIFIED
width	<ul style="list-style-type: none"> • Integer from 2 to 6 • Printer.PARAM_UNSPECIFIED
height	<ul style="list-style-type: none"> • Integer from 1 to 255 • Printer.PARAM_UNSPECIFIED

- addSymbol

Parameter	Specifiable Setting Value
data	-
type	<ul style="list-style-type: none"> • Printer.SYMBOL_PDF417_STANDARD • Printer.SYMBOL_PDF417_TRUNCATED • Printer.SYMBOL_QRCODE_MODEL_1 • Printer.SYMBOL_QRCODE_MODEL_2 • Printer.SYMBOL_MAXICODE_MODE_2 • Printer.SYMBOL_MAXICODE_MODE_3 • Printer.SYMBOL_MAXICODE_MODE_4 • Printer.SYMBOL_MAXICODE_MODE_5 • Printer.SYMBOL_MAXICODE_MODE_6 • Printer.SYMBOL_GS1_DATABAR_STACKED • Printer.SYMBOL_GS1_DATABAR_STACKED_OMNIDIRECTIONAL • Printer.SYMBOL_GS1_DATABAR_EXPANDED_STACKED • Printer.SYMBOL_AZTECCODE_FULLRANGE • Printer.SYMBOL_AZTECCODE_COMPACT • Printer.SYMBOL_DATAMATRIX_SQUARE • Printer.SYMBOL_DATAMATRIX_RECTANGLE_8 • Printer.SYMBOL_DATAMATRIX_RECTANGLE_12 • Printer.SYMBOL_DATAMATRIX_RECTANGLE_16
level	<ul style="list-style-type: none"> • Printer.LEVEL_0 • Printer.LEVEL_1 • Printer.LEVEL_2 • Printer.LEVEL_3 • Printer.LEVEL_4 • Printer.LEVEL_5 • Printer.LEVEL_6 • Printer.LEVEL_7 • Printer.LEVEL_8 • Printer.LEVEL_L • Printer.LEVEL_M • Printer.LEVEL_Q • Printer.LEVEL_H • Integer from 5 to 95 • Printer.PARAM_DEFAULT • Printer.PARAM_UNSPECIFIED

- addPageLine

Parameter	Specifiable Setting Value
x1	<ul style="list-style-type: none"> • Integer from 0 to 65535
y1	<ul style="list-style-type: none"> • Integer from 0 to 65535

Parameter	Specificable Setting Value
x2	<ul style="list-style-type: none"> Integer from 0 to 65535
y2	<ul style="list-style-type: none"> Integer from 0 to 65535
lineStyle	<ul style="list-style-type: none"> Printer.LINE_THIN Printer.LINE_MEDIUM Printer.LINE_THICK Printer.PARAM_DEFAULT

- addPageRectangle

Parameter	Specificable Setting Value
x1	<ul style="list-style-type: none"> Integer from 0 to 65535
y1	<ul style="list-style-type: none"> Integer from 0 to 65535
x2	<ul style="list-style-type: none"> Integer from 0 to 65535
y2	<ul style="list-style-type: none"> Integer from 0 to 65535
lineStyle	<ul style="list-style-type: none"> Printer.LINE_THIN Printer.LINE_MEDIUM Printer.LINE_THICK Printer.PARAM_DEFAULT

- addSound

Parameter	Specificable Setting Value
pattern	<ul style="list-style-type: none"> Printer.PATTERN_NONE Printer.PATTERN_A Printer.PATTERN_B Printer.PATTERN_C Printer.PATTERN_D Printer.PATTERN_E Printer.PATTERN_ERROR Printer.PATTERN_PAPER_EMPTY Printer.PARAM_DEFAULT
repeat	<ul style="list-style-type: none"> 0 1 to 255 Printer.PARAM_DEFAULT
cycle	<ul style="list-style-type: none"> 1000 to 25500 Printer.PARAM_DEFAULT

LineDisplay class

- LineDisplay

Parameter	Specifiable Setting Value
displaySeries	<ul style="list-style-type: none">• LineDisplay.DM_D30• LineDisplay.DM_D70
context	-

TM-m50II-H**Printer Specifications**

Item	58mm Specification	80mm Specification
Amount of initial feed	30 dots	
Initial page mode area	360 x 4800 dots	512 x 4800 dots
Maximum page mode area	360 x 4800 dots	512 x 4800 dots
Baseline of Font A	21 dots from the top of the character	
Baseline of Font B	16 dots from the top of the character	

APIs for which restricted parameter setting values can be specified**Printer class**

- Printer

Parameter	Specifiable Setting Value
printerSeries	<ul style="list-style-type: none"> • Printer.TM_M50II
lang	<ul style="list-style-type: none"> • Printer.MODEL_ANK • Printer.MODEL_CHINESE
context	-

- addTextFont

Parameter	Specifiable Setting Value
font	<ul style="list-style-type: none"> • Printer.FONT_A (default) • Printer.FONT_B • Printer.PARAM_DEFAULT

- addTextStyle

Parameter	Specifiable Setting Value
reverse	<ul style="list-style-type: none"> • Printer.TRUE • Printer.FALSE (default) • Printer.PARAM_UNSPECIFIED • Printer.PARAM_DEFAULT
ul	<ul style="list-style-type: none"> • Printer.TRUE • Printer.FALSE (default) • Printer.PARAM_UNSPECIFIED • Printer.PARAM_DEFAULT

Parameter	Specifiable Setting Value
em	<ul style="list-style-type: none"> • Printer.TRUE • Printer.FALSE (default) • Printer.PARAM_UNSPECIFIED • Printer.PARAM_DEFAULT
color	<ul style="list-style-type: none"> • Printer.PARAM_UNSPECIFIED

- addBarcode

Parameter	Specifiable Setting Value
data	-
type	<ul style="list-style-type: none"> • Printer.BARCODE_UPC_A • Printer.BARCODE_UPC_E • Printer.BARCODE_EAN13 • Printer.BARCODE_JAN13 • Printer.BARCODE_EAN8 • Printer.BARCODE_JAN8 • Printer.BARCODE_CODE39 • Printer.BARCODE_ITF • Printer.BARCODE_CODABAR • Printer.BARCODE_CODE93 • Printer.BARCODE_CODE128 • Printer.BARCODE_CODE128_AUTO • Printer.BARCODE_GS1_128 • Printer.BARCODE_GS1_DATABAR_OMNIDIRECTIONAL • Printer.BARCODE_GS1_DATABAR_TRUNCATED • Printer.BARCODE_GS1_DATABAR_LIMITED • Printer.BARCODE_GS1_DATABAR_EXPANDED
hri	<ul style="list-style-type: none"> • Printer.HRI_NONE (default) • Printer.HRI_ABOVE • Printer.HRI_BELOW • Printer.HRI_BOTH • Printer.PARAM_DEFAULT • Printer.PARAM_UNSPECIFIED
font	<ul style="list-style-type: none"> • Printer.FONT_A (default) • Printer.FONT_B • Printer.PARAM_DEFAULT • Printer.PARAM_UNSPECIFIED
width	<ul style="list-style-type: none"> • Integer from 2 to 6 • Printer.PARAM_UNSPECIFIED
height	<ul style="list-style-type: none"> • Integer from 1 to 255 • Printer.PARAM_UNSPECIFIED

- addSymbol

Parameter	Specifiable Setting Value
data	-
type	<ul style="list-style-type: none"> • Printer.SYMBOL_PDF417_STANDARD • Printer.SYMBOL_PDF417_TRUNCATED • Printer.SYMBOL_QRCODE_MODEL_1 • Printer.SYMBOL_QRCODE_MODEL_2 • Printer.SYMBOL_MAXICODE_MODE_2 • Printer.SYMBOL_MAXICODE_MODE_3 • Printer.SYMBOL_MAXICODE_MODE_4 • Printer.SYMBOL_MAXICODE_MODE_5 • Printer.SYMBOL_MAXICODE_MODE_6 • Printer.SYMBOL_GS1_DATABAR_STACKED • Printer.SYMBOL_GS1_DATABAR_STACKED_OMNIDIRECTIONAL • Printer.SYMBOL_GS1_DATABAR_EXPANDED_STACKED • Printer.SYMBOL_AZTECCODE_FULLRANGE • Printer.SYMBOL_AZTECCODE_COMPACT • Printer.SYMBOL_DATAMATRIX_SQUARE • Printer.SYMBOL_DATAMATRIX_RECTANGLE_8 • Printer.SYMBOL_DATAMATRIX_RECTANGLE_12 • Printer.SYMBOL_DATAMATRIX_RECTANGLE_16
level	<ul style="list-style-type: none"> • Printer.LEVEL_0 • Printer.LEVEL_1 • Printer.LEVEL_2 • Printer.LEVEL_3 • Printer.LEVEL_4 • Printer.LEVEL_5 • Printer.LEVEL_6 • Printer.LEVEL_7 • Printer.LEVEL_8 • Printer.LEVEL_L • Printer.LEVEL_M • Printer.LEVEL_Q • Printer.LEVEL_H • Integer from 5 to 95 • Printer.PARAM_DEFAULT • Printer.PARAM_UNSPECIFIED

- addPageLine

Parameter	Specifiable Setting Value
x1	• Integer from 0 to 65535
y1	• Integer from 0 to 65535

Parameter	Specificable Setting Value
x2	<ul style="list-style-type: none"> Integer from 0 to 65535
y2	<ul style="list-style-type: none"> Integer from 0 to 65535
lineStyle	<ul style="list-style-type: none"> Printer.LINE_THIN Printer.LINE_MEDIUM Printer.LINE_THICK Printer.PARAM_DEFAULT

- addPageRectangle

Parameter	Specificable Setting Value
x1	<ul style="list-style-type: none"> Integer from 0 to 65535
y1	<ul style="list-style-type: none"> Integer from 0 to 65535
x2	<ul style="list-style-type: none"> Integer from 0 to 65535
y2	<ul style="list-style-type: none"> Integer from 0 to 65535
lineStyle	<ul style="list-style-type: none"> Printer.LINE_THIN Printer.LINE_MEDIUM Printer.LINE_THICK Printer.PARAM_DEFAULT

- addSound

Parameter	Specificable Setting Value
pattern	<ul style="list-style-type: none"> Printer.PATTERN_NONE Printer.PATTERN_A Printer.PATTERN_B Printer.PATTERN_C Printer.PATTERN_D Printer.PATTERN_E Printer.PATTERN_ERROR Printer.PATTERN_PAPER_EMPTY Printer.PARAM_DEFAULT
repeat	<ul style="list-style-type: none"> 0 1 to 255 Printer.PARAM_DEFAULT
cycle	<ul style="list-style-type: none"> 1000 to 25500 Printer.PARAM_DEFAULT

LineDisplay class

- LineDisplay

Parameter	Specifiable Setting Value
displaySeries	<ul style="list-style-type: none">• LineDisplay.DM_D30• LineDisplay.DM_D70
context	-

TM-T20**Printer Specifications**

Item	58mm Specification	80mm Specification
Amount of initial feed	30 dots	
Initial page mode area	420 x 831 dots	576 x 831 dots
Maximum page mode area	420 x 1662 dots	576 x 1662 dots
Baseline of Font A	21 dots from the top of the character	
Baseline of Font B	16 dots from the top of the character	

APIs for which restricted parameter setting values can be specified**Printer class**

- Printer

Parameter	Specifiable Setting Value
printerSeries	<ul style="list-style-type: none"> • Printer.TM_T20
lang	<ul style="list-style-type: none"> • Printer.MODEL_ANK
context	-

- addTextLang

Parameter	Specifiable Setting Value
lang	<ul style="list-style-type: none"> • Printer.LANG_EN (default) • Printer.LANG_JA • Printer.LANG_ZH_CN • Printer.LANG_ZH_TW • Printer.LANG_KO • Printer.LANG_TH • Printer.LANG_VI • Printer.PARAM_DEFAULT

- addTextFont

Parameter	Specifiable Setting Value
font	<ul style="list-style-type: none"> • Printer.FONT_A (default) • Printer.FONT_B • Printer.PARAM_DEFAULT

- addTextStyle

Parameter	Specifiable Setting Value
reverse	<ul style="list-style-type: none"> • Printer.TRUE • Printer.FALSE (default) • Printer.PARAM_UNSPECIFIED • Printer.PARAM_DEFAULT
ul	<ul style="list-style-type: none"> • Printer.TRUE • Printer.FALSE (default) • Printer.PARAM_UNSPECIFIED • Printer.PARAM_DEFAULT
em	<ul style="list-style-type: none"> • Printer.TRUE • Printer.FALSE (default) • Printer.PARAM_UNSPECIFIED • Printer.PARAM_DEFAULT
color	<ul style="list-style-type: none"> • Printer.COLOR_1 (default) • Printer.PARAM_UNSPECIFIED • Printer.PARAM_DEFAULT

- addImage

Parameter	Specifiable Setting Value
data	-
x	<ul style="list-style-type: none"> • Integer from 0 to 65534
y	<ul style="list-style-type: none"> • Integer from 0 to 65534
width	<ul style="list-style-type: none"> • Integer from 1 to 65535
height	<ul style="list-style-type: none"> • Integer from 1 to 65535
color	<ul style="list-style-type: none"> • Printer.COLOR_1 • Printer.PARAM_DEFAULT
mode	<ul style="list-style-type: none"> • Printer.MODE_MONO • Printer.MODE_MONO_HIGH_DENSITY • Printer.PARAM_DEFAULT
halftone	<ul style="list-style-type: none"> • Printer.HALFTONE_DITHER • Printer.HALFTONE_ERROR_DIFFUSION • Printer.HALFTONE_THRESHOLD • Printer.PARAM_DEFAULT
brightness	<ul style="list-style-type: none"> • Real number from 0.1 to 10.0 • Printer.PARAM_DEFAULT

Parameter	Specificable Setting Value
compress	<ul style="list-style-type: none"> • Printer.COMPRESS_DEFLATE • Printer.COMPRESS_NONE • Printer.COMPRESS_AUTO • Printer.PARAM_DEFAULT

- addBarcode

Parameter	Specificable Setting Value
data	-
type	<ul style="list-style-type: none"> • Printer.BARCODE_UPC_A • Printer.BARCODE_UPC_E • Printer.BARCODE_EAN13 • Printer.BARCODE_JAN13 • Printer.BARCODE_EAN8 • Printer.BARCODE_JAN8 • Printer.BARCODE_CODE39 • Printer.BARCODE_ITF • Printer.BARCODE_CODABAR • Printer.BARCODE_CODE93 • Printer.BARCODE_CODE128 • Printer.BARCODE_GS1_128 • Printer.BARCODE_GS1_DATABAR_OMNIDIRECTIONAL • Printer.BARCODE_GS1_DATABAR_TRUNCATED • Printer.BARCODE_GS1_DATABAR_LIMITED • Printer.BARCODE_GS1_DATABAR_EXPANDED
hri	<ul style="list-style-type: none"> • Printer.HRI_NONE (default) • Printer.HRI_ABOVE • Printer.HRI_BELOW • Printer.HRI_BOTH • Printer.PARAM_DEFAULT • Printer.PARAM_UNSPECIFIED
font	<ul style="list-style-type: none"> • Printer.FONT_A (default) • Printer.FONT_B • Printer.PARAM_DEFAULT • Printer.PARAM_UNSPECIFIED
width	<ul style="list-style-type: none"> • Integer from 2 to 6 • Printer.PARAM_UNSPECIFIED
height	<ul style="list-style-type: none"> • Integer from 1 to 255 • Printer.PARAM_UNSPECIFIED

- addSymbol

Parameter	Specifiable Setting Value
data	-
type	<ul style="list-style-type: none"> • Printer.SYMBOL_PDF417_STANDARD • Printer.SYMBOL_PDF417_TRUNCATED • Printer.SYMBOL_QRCODE_MODEL_1 • Printer.SYMBOL_QRCODE_MODEL_2 • Printer.SYMBOL_MAXICODE_MODE_2 • Printer.SYMBOL_MAXICODE_MODE_3 • Printer.SYMBOL_MAXICODE_MODE_4 • Printer.SYMBOL_MAXICODE_MODE_5 • Printer.SYMBOL_MAXICODE_MODE_6 • Printer.SYMBOL_GS1_DATABAR_STACKED • Printer.SYMBOL_GS1_DATABAR_STACKED_OMNIDIRECTIONAL • Printer.SYMBOL_GS1_DATABAR_EXPANDED_STACKED
level	<ul style="list-style-type: none"> • Printer.LEVEL_0 • Printer.LEVEL_1 • Printer.LEVEL_2 • Printer.LEVEL_3 • Printer.LEVEL_4 • Printer.LEVEL_5 • Printer.LEVEL_6 • Printer.LEVEL_7 • Printer.LEVEL_8 • Printer.LEVEL_L • Printer.LEVEL_M • Printer.LEVEL_Q • Printer.LEVEL_H • Printer.PARAM_DEFAULT • Printer.PARAM_UNSPECIFIED

- addCut

Parameter	Specifiable Setting Value
type	<ul style="list-style-type: none"> • Printer.CUT_FEED • Printer.CUT_NO_FEED • Printer.PARAM_DEFAULT

- addSound

Parameter	Specifiable Setting Value
pattern	<ul style="list-style-type: none">• Printer.PATTERN_NONE• Printer.PATTERN_A• Printer.PATTERN_B• Printer.PATTERN_C• Printer.PATTERN_D• Printer.PATTERN_E• Printer.PATTERN_ERROR• Printer.PATTERN_PAPER_EMPTY• Printer.PARAM_DEFAULT
repeat	<ul style="list-style-type: none">• 1 to 255• Printer.PARAM_DEFAULT

TM-T20II**Printer Specifications**

Item	58mm Specification	80mm Specification
Amount of initial feed	30 dots	
Initial page mode area	420 x 831 dots	576 x 831 dots
Maximum page mode area	420 x 1662 dots	576 x 1662 dots
Baseline of Font A	21 dots from the top of the character	
Baseline of Font B	16 dots from the top of the character	

APIs for which restricted parameter setting values can be specified**Printer class**

- Printer

Parameter	Specificable Setting Value
printerSeries	<ul style="list-style-type: none"> • Printer.TM_T20
lang	<ul style="list-style-type: none"> • Printer.MODEL_ANK
context	-

- addTextLang

Parameter	Specificable Setting Value
lang	<ul style="list-style-type: none"> • Printer.LANG_EN (default) • Printer.LANG_JA • Printer.LANG_ZH_CN • Printer.LANG_ZH_TW • Printer.LANG_KO • Printer.LANG_TH • Printer.LANG_VI • Printer.PARAM_DEFAULT

- addTextFont

Parameter	Specificable Setting Value
font	<ul style="list-style-type: none"> • Printer.FONT_A (default) • Printer.FONT_B • Printer.PARAM_DEFAULT

- addTextStyle

Parameter	Specifiable Setting Value
reverse	<ul style="list-style-type: none"> • Printer.TRUE • Printer.FALSE (default) • Printer.PARAM_UNSPECIFIED • Printer.PARAM_DEFAULT
ul	<ul style="list-style-type: none"> • Printer.TRUE • Printer.FALSE (default) • Printer.PARAM_UNSPECIFIED • Printer.PARAM_DEFAULT
em	<ul style="list-style-type: none"> • Printer.TRUE • Printer.FALSE (default) • Printer.PARAM_UNSPECIFIED • Printer.PARAM_DEFAULT
color	<ul style="list-style-type: none"> • Printer.COLOR_1 (default) • Printer.PARAM_UNSPECIFIED • Printer.PARAM_DEFAULT

- addImage

Parameter	Specifiable Setting Value
data	-
x	<ul style="list-style-type: none"> • Integer from 0 to 65534
y	<ul style="list-style-type: none"> • Integer from 0 to 65534
width	<ul style="list-style-type: none"> • Integer from 1 to 65535
height	<ul style="list-style-type: none"> • Integer from 1 to 65535
color	<ul style="list-style-type: none"> • Printer.COLOR_1 • Printer.PARAM_DEFAULT
mode	<ul style="list-style-type: none"> • Printer.MODE_MONO • Printer.MODE_MONO_HIGH_DENSITY • Printer.PARAM_DEFAULT
halftone	<ul style="list-style-type: none"> • Printer.HALFTONE_DITHER • Printer.HALFTONE_ERROR_DIFFUSION • Printer.HALFTONE_THRESHOLD • Printer.PARAM_DEFAULT
brightness	<ul style="list-style-type: none"> • Real number from 0.1 to 10.0 • Printer.PARAM_DEFAULT

Parameter	Specificable Setting Value
compress	<ul style="list-style-type: none"> • Printer.COMPRESS_DEFLATE • Printer.COMPRESS_NONE • Printer.COMPRESS_AUTO • Printer.PARAM_DEFAULT

- addBarcode

Parameter	Specificable Setting Value
data	-
type	<ul style="list-style-type: none"> • Printer.BARCODE_UPC_A • Printer.BARCODE_UPC_E • Printer.BARCODE_EAN13 • Printer.BARCODE_JAN13 • Printer.BARCODE_EAN8 • Printer.BARCODE_JAN8 • Printer.BARCODE_CODE39 • Printer.BARCODE_ITF • Printer.BARCODE_CODABAR • Printer.BARCODE_CODE93 • Printer.BARCODE_CODE128 • Printer.BARCODE_GS1_128 • Printer.BARCODE_GS1_DATABAR_OMNIDIRECTIONAL • Printer.BARCODE_GS1_DATABAR_TRUNCATED • Printer.BARCODE_GS1_DATABAR_LIMITED • Printer.BARCODE_GS1_DATABAR_EXPANDED
hri	<ul style="list-style-type: none"> • Printer.HRI_NONE (default) • Printer.HRI_ABOVE • Printer.HRI_BELOW • Printer.HRI_BOTH • Printer.PARAM_DEFAULT • Printer.PARAM_UNSPECIFIED
font	<ul style="list-style-type: none"> • Printer.FONT_A (default) • Printer.FONT_B • Printer.PARAM_DEFAULT • Printer.PARAM_UNSPECIFIED
width	<ul style="list-style-type: none"> • Integer from 2 to 6 • Printer.PARAM_UNSPECIFIED
height	<ul style="list-style-type: none"> • Integer from 1 to 255 • Printer.PARAM_UNSPECIFIED

- addSymbol

Parameter	Specifiable Setting Value
data	-
type	<ul style="list-style-type: none"> • Printer.SYMBOL_PDF417_STANDARD • Printer.SYMBOL_PDF417_TRUNCATED • Printer.SYMBOL_QRCODE_MODEL_1 • Printer.SYMBOL_QRCODE_MODEL_2 • Printer.SYMBOL_MAXICODE_MODE_2 • Printer.SYMBOL_MAXICODE_MODE_3 • Printer.SYMBOL_MAXICODE_MODE_4 • Printer.SYMBOL_MAXICODE_MODE_5 • Printer.SYMBOL_MAXICODE_MODE_6 • Printer.SYMBOL_GS1_DATABAR_STACKED • Printer.SYMBOL_GS1_DATABAR_STACKED_OMNIDIRECTIONAL • Printer.SYMBOL_GS1_DATABAR_EXPANDED_STACKED
level	<ul style="list-style-type: none"> • Printer.LEVEL_0 • Printer.LEVEL_1 • Printer.LEVEL_2 • Printer.LEVEL_3 • Printer.LEVEL_4 • Printer.LEVEL_5 • Printer.LEVEL_6 • Printer.LEVEL_7 • Printer.LEVEL_8 • Printer.LEVEL_L • Printer.LEVEL_M • Printer.LEVEL_Q • Printer.LEVEL_H • Printer.PARAM_DEFAULT • Printer.PARAM_UNSPECIFIED

- addCut

Parameter	Specifiable Setting Value
type	<ul style="list-style-type: none"> • Printer.CUT_FEED • Printer.CUT_NO_FEED • Printer.PARAM_DEFAULT

- addSound

Parameter	Specifiable Setting Value
pattern	<ul style="list-style-type: none"> • Printer.PATTERN_NONE • Printer.PATTERN_A • Printer.PATTERN_B • Printer.PATTERN_C • Printer.PATTERN_D • Printer.PATTERN_E • Printer.PATTERN_ERROR • Printer.PATTERN_PAPER_EMPTY • Printer.PARAM_DEFAULT
repeat	<ul style="list-style-type: none"> • 1 to 255 • Printer.PARAM_DEFAULT

- setPrinterSetting

Parameter	Specifiable Setting Value
timeout	<ul style="list-style-type: none"> • Integer from 5000 to 600000 • Printer.PARAM_DEFAULT
list	-
type	<ul style="list-style-type: none"> • Printer.Setting.PrintDensity • Printer.Setting.PrintSpeed
value	<ul style="list-style-type: none"> • Printer.Setting.PrintDensity85 • Printer.Setting.PrintDensity90 • Printer.Setting.PrintDensity95 • Printer.Setting.PrintDensity100 • Printer.Setting.PrintDensity105 • Printer.Setting.PrintDensity110 • Printer.Setting.PrintDensity115 • Printer.Setting.PrintSpeed1 • Printer.Setting.PrintSpeed2 • Printer.Setting.PrintSpeed3 • Printer.Setting.PrintSpeed4 • Printer.Setting.PrintSpeed5 • Printer.Setting.PrintSpeed6 • Printer.Setting.PrintSpeed7 • Printer.Setting.PrintSpeed8 • Printer.Setting.PrintSpeed9 • Printer.Setting.PrintSpeed10 • Printer.Setting.PrintSpeed11 • Printer.Setting.PrintSpeed12 • Printer.Setting.PrintSpeed13
listener	-

TM-T20III**Printer Specifications**

Item		58mm Specification	80mm Specification
Amount of initial feed		30 dots	
Initial page mode area	Standard mode	420 x 1662 dots	576 x 1662 dots
	42 column mode	378 x 1662 dots	546 x 1662 dots
Maximum page mode area	Standard mode	464 x 3324 dots	639 x 3324 dots
	42 column mode	639 x 3324 dots	
Baseline of Font A		21 dots from the top of the character	
Baseline of Font B		16 dots from the top of the character	

APIs for which restricted parameter setting values can be specified**Printer class**

- Printer

Parameter	Specifiable Setting Value
printerSeries	<ul style="list-style-type: none"> • Printer.TM_T20
lang	<ul style="list-style-type: none"> • Printer.MODEL_ANK • Printer.MODEL_CHINESE • Printer.MODEL_TAIWAN • Printer.MODEL_SOUTHASIA
context	-

- addTextLang

Parameter	Specifiable Setting Value
lang	<ul style="list-style-type: none"> • Printer.LANG_EN (default) • Printer.LANG_JA • Printer.LANG_ZH_CN • Printer.LANG_ZH_TW • Printer.LANG_KO • Printer.LANG_TH • Printer.LANG_VI • Printer.PARAM_DEFAULT

- addTextFont

Parameter	Specifiable Setting Value
font	<ul style="list-style-type: none"> • Printer.FONT_A (default) • Printer.FONT_B • Printer.PARAM_DEFAULT

- addTextStyle

Parameter	Specifiable Setting Value
reverse	<ul style="list-style-type: none"> • Printer.TRUE • Printer.FALSE (default) • Printer.PARAM_UNSPECIFIED • Printer.PARAM_DEFAULT
ul	<ul style="list-style-type: none"> • Printer.TRUE • Printer.FALSE (default) • Printer.PARAM_UNSPECIFIED • Printer.PARAM_DEFAULT
em	<ul style="list-style-type: none"> • Printer.TRUE • Printer.FALSE (default) • Printer.PARAM_UNSPECIFIED • Printer.PARAM_DEFAULT
color	<ul style="list-style-type: none"> • Printer.COLOR_1 (default) • Printer.PARAM_UNSPECIFIED • Printer.PARAM_DEFAULT

- addImage

Parameter	Specifiable Setting Value
data	-
x	<ul style="list-style-type: none"> • Integer from 0 to 65534
y	<ul style="list-style-type: none"> • Integer from 0 to 65534
width	<ul style="list-style-type: none"> • Integer from 1 to 65535
height	<ul style="list-style-type: none"> • Integer from 1 to 65535
color	<ul style="list-style-type: none"> • Printer.COLOR_1 • Printer.PARAM_DEFAULT
mode	<ul style="list-style-type: none"> • Printer.MODE_MONO • Printer.MODE_MONO_HIGH_DENSITY • Printer.PARAM_DEFAULT

Parameter	Specifiable Setting Value
halftone	<ul style="list-style-type: none"> • Printer.HALFTONE_DITHER • Printer.HALFTONE_ERROR_DIFFUSION • Printer.HALFTONE_THRESHOLD • Printer.PARAM_DEFAULT
brightness	<ul style="list-style-type: none"> • Real number from 0.1 to 10.0 • Printer.PARAM_DEFAULT
compress	<ul style="list-style-type: none"> • Printer.COMPRESS_DEFLATE • Printer.COMPRESS_NONE • Printer.COMPRESS_AUTO • Printer.PARAM_DEFAULT

- addBarcode

Parameter	Specifiable Setting Value
data	-
type	<ul style="list-style-type: none"> • Printer.BARCODE_UPC_A • Printer.BARCODE_UPC_E • Printer.BARCODE_EAN13 • Printer.BARCODE_JAN13 • Printer.BARCODE_EAN8 • Printer.BARCODE_JAN8 • Printer.BARCODE_CODE39 • Printer.BARCODE_ITF • Printer.BARCODE_CODABAR • Printer.BARCODE_CODE93 • Printer.BARCODE_CODE128 • Printer.BARCODE_GS1_128 • Printer.BARCODE_GS1_DATABAR_OMNIDIRECTIONAL • Printer.BARCODE_GS1_DATABAR_TRUNCATED • Printer.BARCODE_GS1_DATABAR_LIMITED • Printer.BARCODE_GS1_DATABAR_EXPANDED
hri	<ul style="list-style-type: none"> • Printer.HRI_NONE (default) • Printer.HRI_ABOVE • Printer.HRI_BELOW • Printer.HRI_BOTH • Printer.PARAM_DEFAULT • Printer.PARAM_UNSPECIFIED
font	<ul style="list-style-type: none"> • Printer.FONT_A (default) • Printer.FONT_B • Printer.PARAM_DEFAULT • Printer.PARAM_UNSPECIFIED

Parameter	Specifiable Setting Value
width	<ul style="list-style-type: none"> Integer from 2 to 6 Printer.PARAM_UNSPECIFIED
height	<ul style="list-style-type: none"> Integer from 1 to 255 Printer.PARAM_UNSPECIFIED

- addSymbol

Parameter	Specifiable Setting Value
data	-
type	<ul style="list-style-type: none"> Printer.SYMBOL_PDF417_STANDARD Printer.SYMBOL_PDF417_TRUNCATED Printer.SYMBOL_QRCODE_MODEL_1 Printer.SYMBOL_QRCODE_MODEL_2 Printer.SYMBOL_MAXICODE_MODE_2 Printer.SYMBOL_MAXICODE_MODE_3 Printer.SYMBOL_MAXICODE_MODE_4 Printer.SYMBOL_MAXICODE_MODE_5 Printer.SYMBOL_MAXICODE_MODE_6 Printer.SYMBOL_GS1_DATABAR_STACKED Printer.SYMBOL_GS1_DATABAR_STACKED_OMNIDIRECTIONAL Printer.SYMBOL_GS1_DATABAR_EXPANDED_STACKED Printer.SYMBOL_AZTECCODE_FULLRANGE Printer.SYMBOL_AZTECCODE_COMPACT Printer.SYMBOL_DATAMATRIX_SQUARE Printer.SYMBOL_DATAMATRIX_RECTANGLE_8 Printer.SYMBOL_DATAMATRIX_RECTANGLE_12 Printer.SYMBOL_DATAMATRIX_RECTANGLE_16

Parameter	Specificable Setting Value
level	<ul style="list-style-type: none"> • Printer.LEVEL_0 • Printer.LEVEL_1 • Printer.LEVEL_2 • Printer.LEVEL_3 • Printer.LEVEL_4 • Printer.LEVEL_5 • Printer.LEVEL_6 • Printer.LEVEL_7 • Printer.LEVEL_8 • Printer.LEVEL_L • Printer.LEVEL_M • Printer.LEVEL_Q • Printer.LEVEL_H • Integer from 5 to 95 • Printer.PARAM_DEFAULT • Printer.PARAM_UNSPECIFIED

- addCut

Parameter	Specificable Setting Value
type	<ul style="list-style-type: none"> • Printer.CUT_FEED • Printer.CUT_NO_FEED • Printer.PARAM_DEFAULT

- addSound

Parameter	Specificable Setting Value
pattern	<ul style="list-style-type: none"> • Printer.PATTERN_NONE • Printer.PATTERN_A • Printer.PATTERN_B • Printer.PATTERN_C • Printer.PATTERN_D • Printer.PATTERN_E • Printer.PATTERN_ERROR • Printer.PATTERN_PAPER_EMPTY • Printer.PARAM_DEFAULT
repeat	<ul style="list-style-type: none"> • 1 to 255 • Printer.PARAM_DEFAULT

- setPrinterSetting

Parameter	Specificable Setting Value
timeout	<ul style="list-style-type: none"> • Integer from 5000 to 600000 • Printer.PARAM_DEFAULT

Parameter	Specifiable Setting Value
list	-
type	<ul style="list-style-type: none"> • Printer.Setting.PrintDensity • Printer.Setting.PrintSpeed
value	<ul style="list-style-type: none"> • Printer.Setting.PrintDensity85 • Printer.Setting.PrintDensity90 • Printer.Setting.PrintDensity95 • Printer.Setting.PrintDensity100 • Printer.Setting.PrintDensity105 • Printer.Setting.PrintDensity110 • Printer.Setting.PrintDensity115 • Printer.Setting.PrintSpeed1 • Printer.Setting.PrintSpeed2 • Printer.Setting.PrintSpeed3 • Printer.Setting.PrintSpeed4 • Printer.Setting.PrintSpeed5 • Printer.Setting.PrintSpeed6 • Printer.Setting.PrintSpeed7 • Printer.Setting.PrintSpeed8 • Printer.Setting.PrintSpeed9 • Printer.Setting.PrintSpeed10 • Printer.Setting.PrintSpeed11 • Printer.Setting.PrintSpeed12 • Printer.Setting.PrintSpeed13
listener	-

TM-T20III**Printer Specifications**

Item	80mm Specification
Amount of initial feed	30 dots
Initial page mode area	576 x 831 dots
Maximum page mode area	576 x 1662 dots
Baseline of Font A	21 dots from the top of the character
Baseline of Font B	16 dots from the top of the character

APIs for which restricted parameter setting values can be specified**Printer class**

- Printer

Parameter	Specifiable Setting Value
printerSeries	<ul style="list-style-type: none"> • Printer.TM_T20
lang	<ul style="list-style-type: none"> • Printer.MODEL_ANK
context	-

- addTextLang

Parameter	Specifiable Setting Value
lang	<ul style="list-style-type: none"> • Printer.LANG_EN (default) • Printer.LANG_JA • Printer.LANG_ZH_CN • Printer.LANG_ZH_TW • Printer.LANG_KO • Printer.LANG_TH • Printer.LANG_VI • Printer.PARAM_DEFAULT

- addTextFont

Parameter	Specifiable Setting Value
font	<ul style="list-style-type: none"> • Printer.FONT_A (default) • Printer.FONT_B • Printer.PARAM_DEFAULT

- addTextStyle

Parameter	Specifiable Setting Value
reverse	<ul style="list-style-type: none"> • Printer.TRUE • Printer.FALSE (default) • Printer.PARAM_UNSPECIFIED • Printer.PARAM_DEFAULT
ul	<ul style="list-style-type: none"> • Printer.TRUE • Printer.FALSE (default) • Printer.PARAM_UNSPECIFIED • Printer.PARAM_DEFAULT
em	<ul style="list-style-type: none"> • Printer.TRUE • Printer.FALSE (default) • Printer.PARAM_UNSPECIFIED • Printer.PARAM_DEFAULT
color	<ul style="list-style-type: none"> • Printer.COLOR_1 (default) • Printer.PARAM_UNSPECIFIED • Printer.PARAM_DEFAULT

- addImage

Parameter	Specifiable Setting Value
data	-
x	<ul style="list-style-type: none"> • Integer from 0 to 65534
y	<ul style="list-style-type: none"> • Integer from 0 to 65534
width	<ul style="list-style-type: none"> • Integer from 1 to 65535
height	<ul style="list-style-type: none"> • Integer from 1 to 65535
color	<ul style="list-style-type: none"> • Printer.COLOR_1 • Printer.PARAM_DEFAULT
mode	<ul style="list-style-type: none"> • Printer.MODE_MONO • Printer.MODE_MONO_HIGH_DENSITY • Printer.PARAM_DEFAULT
halftone	<ul style="list-style-type: none"> • Printer.HALFTONE_DITHER • Printer.HALFTONE_ERROR_DIFFUSION • Printer.HALFTONE_THRESHOLD • Printer.PARAM_DEFAULT
brightness	<ul style="list-style-type: none"> • Real number from 0.1 to 10.0 • Printer.PARAM_DEFAULT

Parameter	Specificable Setting Value
compress	<ul style="list-style-type: none"> • Printer.COMPRESS_DEFLATE • Printer.COMPRESS_NONE • Printer.COMPRESS_AUTO • Printer.PARAM_DEFAULT

- addBarcode

Parameter	Specificable Setting Value
data	-
type	<ul style="list-style-type: none"> • Printer.BARCODE_UPC_A • Printer.BARCODE_UPC_E • Printer.BARCODE_EAN13 • Printer.BARCODE_JAN13 • Printer.BARCODE_EAN8 • Printer.BARCODE_JAN8 • Printer.BARCODE_CODE39 • Printer.BARCODE_ITF • Printer.BARCODE_CODABAR • Printer.BARCODE_CODE93 • Printer.BARCODE_CODE128 • Printer.BARCODE_GS1_128 • Printer.BARCODE_GS1_DATABAR_OMNIDIRECTIONAL • Printer.BARCODE_GS1_DATABAR_TRUNCATED • Printer.BARCODE_GS1_DATABAR_LIMITED • Printer.BARCODE_GS1_DATABAR_EXPANDED
hri	<ul style="list-style-type: none"> • Printer.HRI_NONE (default) • Printer.HRI_ABOVE • Printer.HRI_BELOW • Printer.HRI_BOTH • Printer.PARAM_DEFAULT • Printer.PARAM_UNSPECIFIED
font	<ul style="list-style-type: none"> • Printer.FONT_A (default) • Printer.FONT_B • Printer.PARAM_DEFAULT • Printer.PARAM_UNSPECIFIED
width	<ul style="list-style-type: none"> • Integer from 2 to 6 • Printer.PARAM_UNSPECIFIED
height	<ul style="list-style-type: none"> • Integer from 1 to 255 • Printer.PARAM_UNSPECIFIED

- addSymbol

Parameter	Specifiable Setting Value
data	-
type	<ul style="list-style-type: none"> • Printer.SYMBOL_PDF417_STANDARD • Printer.SYMBOL_PDF417_TRUNCATED • Printer.SYMBOL_QRCODE_MODEL_1 • Printer.SYMBOL_QRCODE_MODEL_2 • Printer.SYMBOL_MAXICODE_MODE_2 • Printer.SYMBOL_MAXICODE_MODE_3 • Printer.SYMBOL_MAXICODE_MODE_4 • Printer.SYMBOL_MAXICODE_MODE_5 • Printer.SYMBOL_MAXICODE_MODE_6 • Printer.SYMBOL_GS1_DATABAR_STACKED • Printer.SYMBOL_GS1_DATABAR_STACKED_OMNIDIRECTIONAL • Printer.SYMBOL_GS1_DATABAR_EXPANDED_STACKED
level	<ul style="list-style-type: none"> • Printer.LEVEL_0 • Printer.LEVEL_1 • Printer.LEVEL_2 • Printer.LEVEL_3 • Printer.LEVEL_4 • Printer.LEVEL_5 • Printer.LEVEL_6 • Printer.LEVEL_7 • Printer.LEVEL_8 • Printer.LEVEL_L • Printer.LEVEL_M • Printer.LEVEL_Q • Printer.LEVEL_H • Printer.PARAM_DEFAULT • Printer.PARAM_UNSPECIFIED

- addCut

Parameter	Specifiable Setting Value
type	<ul style="list-style-type: none"> • Printer.CUT_FEED • Printer.CUT_NO_FEED • Printer.PARAM_DEFAULT

- addSound

Parameter	Specifiable Setting Value
pattern	<ul style="list-style-type: none">• Printer.PATTERN_NONE• Printer.PATTERN_A• Printer.PATTERN_B• Printer.PATTERN_C• Printer.PATTERN_D• Printer.PATTERN_E• Printer.PATTERN_ERROR• Printer.PATTERN_PAPER_EMPTY• Printer.PARAM_DEFAULT
repeat	<ul style="list-style-type: none">• 1 to 255• Printer.PARAM_DEFAULT

TM-T20IV**Printer Specifications**

Item		58mm Specification	80mm Specification
Amount of initial feed		30 dots	
Initial page mode area	Standard mode	420 x 1662 dots	576 x 1662 dots
	42 column mode	378 x 1662 dots	546 x 1662 dots
Maximum page mode area	Standard mode	420 x 1662 dots	576 x 1662 dots
	42 column mode	378 x 1662 dots	546 x 1662 dots
Baseline of Font A		21 dots from the top of the character	
Baseline of Font B		16 dots from the top of the character	

APIs for which restricted parameter setting values can be specified**Printer class**

- Printer

Parameter	Specifiable Setting Value
printerSeries	<ul style="list-style-type: none"> • Printer.TM_T20
lang	<ul style="list-style-type: none"> • Printer.MODEL_ANK
context	-

- addTextLang

Parameter	Specifiable Setting Value
lang	<ul style="list-style-type: none"> • Printer.LANG_EN (default) • Printer.LANG_JA • Printer.LANG_ZH_CN • Printer.LANG_ZH_TW • Printer.LANG_KO • Printer.LANG_TH • Printer.LANG_VI • Printer.PARAM_DEFAULT

- addTextFont

Parameter	Specifiable Setting Value
font	<ul style="list-style-type: none"> • Printer.FONT_A (default) • Printer.FONT_B • Printer.PARAM_DEFAULT

- addTextStyle

Parameter	Specifiable Setting Value
reverse	<ul style="list-style-type: none"> • Printer.TRUE • Printer.FALSE (default) • Printer.PARAM_UNSPECIFIED • Printer.PARAM_DEFAULT
ul	<ul style="list-style-type: none"> • Printer.TRUE • Printer.FALSE (default) • Printer.PARAM_UNSPECIFIED • Printer.PARAM_DEFAULT
em	<ul style="list-style-type: none"> • Printer.TRUE • Printer.FALSE (default) • Printer.PARAM_UNSPECIFIED • Printer.PARAM_DEFAULT
color	<ul style="list-style-type: none"> • Printer.COLOR_1 (default) • Printer.PARAM_UNSPECIFIED • Printer.PARAM_DEFAULT

- addImage

Parameter	Specifiable Setting Value
data	-
x	<ul style="list-style-type: none"> • Integer from 0 to 65534
y	<ul style="list-style-type: none"> • Integer from 0 to 65534
width	<ul style="list-style-type: none"> • Integer from 1 to 65535
height	<ul style="list-style-type: none"> • Integer from 1 to 65535
color	<ul style="list-style-type: none"> • Printer.COLOR_1 • Printer.PARAM_DEFAULT
mode	<ul style="list-style-type: none"> • Printer.MODE_MONO • Printer.MODE_MONO_HIGH_DENSITY • Printer.PARAM_DEFAULT
halftone	<ul style="list-style-type: none"> • Printer.HALFTONE_DITHER • Printer.HALFTONE_ERROR_DIFFUSION • Printer.HALFTONE_THRESHOLD • Printer.PARAM_DEFAULT
brightness	<ul style="list-style-type: none"> • Real number from 0.1 to 10.0 • Printer.PARAM_DEFAULT

Parameter	Specificable Setting Value
compress	<ul style="list-style-type: none"> • Printer.COMPRESS_DEFLATE • Printer.COMPRESS_NONE • Printer.COMPRESS_AUTO • Printer.PARAM_DEFAULT

- addBarcode

Parameter	Specificable Setting Value
data	-
type	<ul style="list-style-type: none"> • Printer.BARCODE_UPC_A • Printer.BARCODE_UPC_E • Printer.BARCODE_EAN13 • Printer.BARCODE_JAN13 • Printer.BARCODE_EAN8 • Printer.BARCODE_JAN8 • Printer.BARCODE_CODE39 • Printer.BARCODE_ITF • Printer.BARCODE_CODABAR • Printer.BARCODE_CODE93 • Printer.BARCODE_CODE128 • Printer.BARCODE_CODE128_AUTO • Printer.BARCODE_GS1_128 • Printer.BARCODE_GS1_DATABAR_OMNIDIRECTIONAL • Printer.BARCODE_GS1_DATABAR_TRUNCATED • Printer.BARCODE_GS1_DATABAR_LIMITED • Printer.BARCODE_GS1_DATABAR_EXPANDED
hri	<ul style="list-style-type: none"> • Printer.HRI_NONE (default) • Printer.HRI_ABOVE • Printer.HRI_BELOW • Printer.HRI_BOTH • Printer.PARAM_DEFAULT • Printer.PARAM_UNSPECIFIED
font	<ul style="list-style-type: none"> • Printer.FONT_A (default) • Printer.FONT_B • Printer.PARAM_DEFAULT • Printer.PARAM_UNSPECIFIED
width	<ul style="list-style-type: none"> • Integer from 2 to 6 • Printer.PARAM_UNSPECIFIED
height	<ul style="list-style-type: none"> • Integer from 1 to 255 • Printer.PARAM_UNSPECIFIED

- addSymbol

Parameter	Specifiable Setting Value
data	-
type	<ul style="list-style-type: none"> • Printer.SYMBOL_PDF417_STANDARD • Printer.SYMBOL_PDF417_TRUNCATED • Printer.SYMBOL_QRCODE_MODEL_1 • Printer.SYMBOL_QRCODE_MODEL_2 • Printer.SYMBOL_MAXICODE_MODE_2 • Printer.SYMBOL_MAXICODE_MODE_3 • Printer.SYMBOL_MAXICODE_MODE_4 • Printer.SYMBOL_MAXICODE_MODE_5 • Printer.SYMBOL_MAXICODE_MODE_6 • Printer.SYMBOL_GS1_DATABAR_STACKED • Printer.SYMBOL_GS1_DATABAR_STACKED_OMNIDIRECTIONAL • Printer.SYMBOL_GS1_DATABAR_EXPANDED_STACKED • Printer.SYMBOL_AZTECCODE_FULLRANGE • Printer.SYMBOL_AZTECCODE_COMPACT • Printer.SYMBOL_DATAMATRIX_SQUARE • Printer.SYMBOL_DATAMATRIX_RECTANGLE_8 • Printer.SYMBOL_DATAMATRIX_RECTANGLE_12 • Printer.SYMBOL_DATAMATRIX_RECTANGLE_16
level	<ul style="list-style-type: none"> • Printer.LEVEL_0 • Printer.LEVEL_1 • Printer.LEVEL_2 • Printer.LEVEL_3 • Printer.LEVEL_4 • Printer.LEVEL_5 • Printer.LEVEL_6 • Printer.LEVEL_7 • Printer.LEVEL_8 • Printer.LEVEL_L • Printer.LEVEL_M • Printer.LEVEL_Q • Printer.LEVEL_H • Integer from 5 to 95 • Printer.PARAM_DEFAULT • Printer.PARAM_UNSPECIFIED

- addCut

Parameter	Specificable Setting Value
type	<ul style="list-style-type: none"> • Printer.CUT_FEED • Printer.CUT_NO_FEED • Printer.PARAM_DEFAULT

- addSound

Parameter	Specificable Setting Value
pattern	<ul style="list-style-type: none"> • Printer.PATTERN_NONE • Printer.PATTERN_A • Printer.PATTERN_B • Printer.PATTERN_C • Printer.PATTERN_D • Printer.PATTERN_E • Printer.PATTERN_ERROR • Printer.PATTERN_PAPER_EMPTY • Printer.PARAM_DEFAULT
repeat	<ul style="list-style-type: none"> • 1 to 255 • Printer.PARAM_DEFAULT

- setPrinterSetting

Parameter	Specificable Setting Value
timeout	<ul style="list-style-type: none"> • Integer from 5000 to 600000 • Printer.PARAM_DEFAULT
list	-
type	<ul style="list-style-type: none"> • Printer.Setting.PaperWidth • Printer.Setting.PrintDensity • Printer.Setting.PrintSpeed

Parameter	Specifiable Setting Value
value	<ul style="list-style-type: none"> • Printer.Setting.PaperWidth58_0 • Printer.Setting.PaperWidth80_0 • Printer.Setting.PrintDensity85 • Printer.Setting.PrintDensity90 • Printer.Setting.PrintDensity95 • Printer.Setting.PrintDensity100 • Printer.Setting.PrintDensity105 • Printer.Setting.PrintDensity110 • Printer.Setting.PrintDensity115 • Printer.Setting.PrintSpeed1 • Printer.Setting.PrintSpeed2 • Printer.Setting.PrintSpeed3 • Printer.Setting.PrintSpeed4 • Printer.Setting.PrintSpeed5 • Printer.Setting.PrintSpeed6 • Printer.Setting.PrintSpeed7 • Printer.Setting.PrintSpeed8 • Printer.Setting.PrintSpeed9 • Printer.Setting.PrintSpeed10 • Printer.Setting.PrintSpeed11 • Printer.Setting.PrintSpeed12 • Printer.Setting.PrintSpeed13
listener	-

Reference information

TM-T20IV supports CODE 128 auto of addBarcode API, which is not supported by TM-T20III.

TM-T20IV-L**Printer Specifications**

Item	80mm Specification
Amount of initial feed	30 dots
Initial page mode area	576 x 831 dots
Maximum page mode area	576 x 1662 dots
Baseline of Font A	21 dots from the top of the character
Baseline of Font B	16 dots from the top of the character

APIs for which restricted parameter setting values can be specified**Printer class**

- Printer

Parameter	Specificable Setting Value
printerSeries	<ul style="list-style-type: none"> • Printer.TM_T20
lang	<ul style="list-style-type: none"> • Printer.MODEL_ANK
context	-

- addTextLang

Parameter	Specificable Setting Value
lang	<ul style="list-style-type: none"> • Printer.LANG_EN (default) • Printer.LANG_JA • Printer.LANG_ZH_CN • Printer.LANG_ZH_TW • Printer.LANG_KO • Printer.LANG_TH • Printer.LANG_VI • Printer.PARAM_DEFAULT

- addTextFont

Parameter	Specificable Setting Value
font	<ul style="list-style-type: none"> • Printer.FONT_A (default) • Printer.FONT_B • Printer.PARAM_DEFAULT

- addTextStyle

Parameter	Specifiable Setting Value
reverse	<ul style="list-style-type: none"> • Printer.TRUE • Printer.FALSE (default) • Printer.PARAM_UNSPECIFIED • Printer.PARAM_DEFAULT
ul	<ul style="list-style-type: none"> • Printer.TRUE • Printer.FALSE (default) • Printer.PARAM_UNSPECIFIED • Printer.PARAM_DEFAULT
em	<ul style="list-style-type: none"> • Printer.TRUE • Printer.FALSE (default) • Printer.PARAM_UNSPECIFIED • Printer.PARAM_DEFAULT
color	<ul style="list-style-type: none"> • Printer.COLOR_1 (default) • Printer.PARAM_UNSPECIFIED • Printer.PARAM_DEFAULT

- addImage

Parameter	Specifiable Setting Value
data	-
x	<ul style="list-style-type: none"> • Integer from 0 to 65534
y	<ul style="list-style-type: none"> • Integer from 0 to 65534
width	<ul style="list-style-type: none"> • Integer from 1 to 65535
height	<ul style="list-style-type: none"> • Integer from 1 to 65535
color	<ul style="list-style-type: none"> • Printer.COLOR_1 • Printer.PARAM_DEFAULT
mode	<ul style="list-style-type: none"> • Printer.MODE_MONO • Printer.MODE_MONO_HIGH_DENSITY • Printer.PARAM_DEFAULT
halftone	<ul style="list-style-type: none"> • Printer.HALFTONE_DITHER • Printer.HALFTONE_ERROR_DIFFUSION • Printer.HALFTONE_THRESHOLD • Printer.PARAM_DEFAULT
brightness	<ul style="list-style-type: none"> • Real number from 0.1 to 10.0 • Printer.PARAM_DEFAULT

Parameter	Specifiable Setting Value
compress	<ul style="list-style-type: none"> • Printer.COMPRESS_DEFLATE • Printer.COMPRESS_NONE • Printer.COMPRESS_AUTO • Printer.PARAM_DEFAULT

- addBarcode

Parameter	Specifiable Setting Value
data	-
type	<ul style="list-style-type: none"> • Printer.BARCODE_UPC_A • Printer.BARCODE_UPC_E • Printer.BARCODE_EAN13 • Printer.BARCODE_JAN13 • Printer.BARCODE_EAN8 • Printer.BARCODE_JAN8 • Printer.BARCODE_CODE39 • Printer.BARCODE_ITF • Printer.BARCODE_CODABAR • Printer.BARCODE_CODE93 • Printer.BARCODE_CODE128 • Printer.BARCODE_CODE128_AUTO • Printer.BARCODE_GS1_128 • Printer.BARCODE_GS1_DATABAR_OMNIDIRECTIONAL • Printer.BARCODE_GS1_DATABAR_TRUNCATED • Printer.BARCODE_GS1_DATABAR_LIMITED • Printer.BARCODE_GS1_DATABAR_EXPANDED
hri	<ul style="list-style-type: none"> • Printer.HRI_NONE (default) • Printer.HRI_ABOVE • Printer.HRI_BELOW • Printer.HRI_BOTH • Printer.PARAM_DEFAULT • Printer.PARAM_UNSPECIFIED
font	<ul style="list-style-type: none"> • Printer.FONT_A (default) • Printer.FONT_B • Printer.PARAM_DEFAULT • Printer.PARAM_UNSPECIFIED
width	<ul style="list-style-type: none"> • Integer from 2 to 6 • Printer.PARAM_UNSPECIFIED
height	<ul style="list-style-type: none"> • Integer from 1 to 255 • Printer.PARAM_UNSPECIFIED

- addSymbol

Parameter	Specifiable Setting Value
data	-
type	<ul style="list-style-type: none"> • Printer.SYMBOL_PDF417_STANDARD • Printer.SYMBOL_PDF417_TRUNCATED • Printer.SYMBOL_QRCODE_MODEL_1 • Printer.SYMBOL_QRCODE_MODEL_2 • Printer.SYMBOL_MAXICODE_MODE_2 • Printer.SYMBOL_MAXICODE_MODE_3 • Printer.SYMBOL_MAXICODE_MODE_4 • Printer.SYMBOL_MAXICODE_MODE_5 • Printer.SYMBOL_MAXICODE_MODE_6 • Printer.SYMBOL_GS1_DATABAR_STACKED • Printer.SYMBOL_GS1_DATABAR_STACKED_OMNIDIRECTIONAL • Printer.SYMBOL_GS1_DATABAR_EXPANDED_STACKED
level	<ul style="list-style-type: none"> • Printer.LEVEL_0 • Printer.LEVEL_1 • Printer.LEVEL_2 • Printer.LEVEL_3 • Printer.LEVEL_4 • Printer.LEVEL_5 • Printer.LEVEL_6 • Printer.LEVEL_7 • Printer.LEVEL_8 • Printer.LEVEL_L • Printer.LEVEL_M • Printer.LEVEL_Q • Printer.LEVEL_H • Printer.PARAM_DEFAULT • Printer.PARAM_UNSPECIFIED

- addCut

Parameter	Specifiable Setting Value
type	<ul style="list-style-type: none"> • Printer.CUT_FEED • Printer.CUT_NO_FEED • Printer.PARAM_DEFAULT

- addSound

Parameter	Specifiable Setting Value
pattern	<ul style="list-style-type: none">• Printer.PATTERN_NONE• Printer.PATTERN_A• Printer.PATTERN_B• Printer.PATTERN_C• Printer.PATTERN_D• Printer.PATTERN_E• Printer.PATTERN_ERROR• Printer.PATTERN_PAPER_EMPTY• Printer.PARAM_DEFAULT
repeat	<ul style="list-style-type: none">• 1 to 255• Printer.PARAM_DEFAULT

Reference information

TM-T20IV-L supports CODE 128 auto of addBarcode API, which is not supported by TM-T20IIIL.

TM-T20IV-SP**Printer Specifications**

Item		58mm Specification	80mm Specification
Amount of initial feed		30 dots	
Initial page mode area	Standard mode	420 x 1662 dots	576 x 1662 dots
	42 column mode	378 x 1662 dots	546 x 1662 dots
Maximum page mode area	Standard mode	420 x 1662 dots	576 x 1662 dots
	42 column mode	378 x 1662 dots	546 x 1662 dots
Baseline of Font A		21 dots from the top of the character	
Baseline of Font B		16 dots from the top of the character	

APIs for which restricted parameter setting values can be specified**Printer class**

- Printer

Parameter	Specifiable Setting Value
printerSeries	<ul style="list-style-type: none"> • Printer.TM_T20
lang	<ul style="list-style-type: none"> • Printer.MODEL_ANK
context	-

- addTextLang

Parameter	Specifiable Setting Value
lang	<ul style="list-style-type: none"> • Printer.LANG_EN (default) • Printer.LANG_JA • Printer.LANG_ZH_CN • Printer.LANG_ZH_TW • Printer.LANG_KO • Printer.LANG_TH • Printer.LANG_VI • Printer.PARAM_DEFAULT

- addTextFont

Parameter	Specifiable Setting Value
font	<ul style="list-style-type: none"> • Printer.FONT_A (default) • Printer.FONT_B • Printer.PARAM_DEFAULT

- addTextStyle

Parameter	Specifiable Setting Value
reverse	<ul style="list-style-type: none"> • Printer.TRUE • Printer.FALSE (default) • Printer.PARAM_UNSPECIFIED • Printer.PARAM_DEFAULT
ul	<ul style="list-style-type: none"> • Printer.TRUE • Printer.FALSE (default) • Printer.PARAM_UNSPECIFIED • Printer.PARAM_DEFAULT
em	<ul style="list-style-type: none"> • Printer.TRUE • Printer.FALSE (default) • Printer.PARAM_UNSPECIFIED • Printer.PARAM_DEFAULT
color	<ul style="list-style-type: none"> • Printer.COLOR_1 (default) • Printer.PARAM_UNSPECIFIED • Printer.PARAM_DEFAULT

- addImage

Parameter	Specifiable Setting Value
data	-
x	<ul style="list-style-type: none"> • Integer from 0 to 65534
y	<ul style="list-style-type: none"> • Integer from 0 to 65534
width	<ul style="list-style-type: none"> • Integer from 1 to 65535
height	<ul style="list-style-type: none"> • Integer from 1 to 65535
color	<ul style="list-style-type: none"> • Printer.COLOR_1 • Printer.PARAM_DEFAULT
mode	<ul style="list-style-type: none"> • Printer.MODE_MONO • Printer.MODE_MONO_HIGH_DENSITY • Printer.PARAM_DEFAULT
halftone	<ul style="list-style-type: none"> • Printer.HALFTONE_DITHER • Printer.HALFTONE_ERROR_DIFFUSION • Printer.HALFTONE_THRESHOLD • Printer.PARAM_DEFAULT
brightness	<ul style="list-style-type: none"> • Real number from 0.1 to 10.0 • Printer.PARAM_DEFAULT

Parameter	Specificable Setting Value
compress	<ul style="list-style-type: none"> • Printer.COMPRESS_DEFLATE • Printer.COMPRESS_NONE • Printer.COMPRESS_AUTO • Printer.PARAM_DEFAULT

- addBarcode

Parameter	Specificable Setting Value
data	-
type	<ul style="list-style-type: none"> • Printer.BARCODE_UPC_A • Printer.BARCODE_UPC_E • Printer.BARCODE_EAN13 • Printer.BARCODE_JAN13 • Printer.BARCODE_EAN8 • Printer.BARCODE_JAN8 • Printer.BARCODE_CODE39 • Printer.BARCODE_ITF • Printer.BARCODE_CODABAR • Printer.BARCODE_CODE93 • Printer.BARCODE_CODE128 • Printer.BARCODE_CODE128_AUTO • Printer.BARCODE_GS1_128 • Printer.BARCODE_GS1_DATABAR_OMNIDIRECTIONAL • Printer.BARCODE_GS1_DATABAR_TRUNCATED • Printer.BARCODE_GS1_DATABAR_LIMITED • Printer.BARCODE_GS1_DATABAR_EXPANDED
hri	<ul style="list-style-type: none"> • Printer.HRI_NONE (default) • Printer.HRI_ABOVE • Printer.HRI_BELOW • Printer.HRI_BOTH • Printer.PARAM_DEFAULT • Printer.PARAM_UNSPECIFIED
font	<ul style="list-style-type: none"> • Printer.FONT_A (default) • Printer.FONT_B • Printer.PARAM_DEFAULT • Printer.PARAM_UNSPECIFIED
width	<ul style="list-style-type: none"> • Integer from 2 to 6 • Printer.PARAM_UNSPECIFIED
height	<ul style="list-style-type: none"> • Integer from 1 to 255 • Printer.PARAM_UNSPECIFIED

- addSymbol

Parameter	Specifiable Setting Value
data	-
type	<ul style="list-style-type: none"> • Printer.SYMBOL_PDF417_STANDARD • Printer.SYMBOL_PDF417_TRUNCATED • Printer.SYMBOL_QRCODE_MODEL_1 • Printer.SYMBOL_QRCODE_MODEL_2 • Printer.SYMBOL_MAXICODE_MODE_2 • Printer.SYMBOL_MAXICODE_MODE_3 • Printer.SYMBOL_MAXICODE_MODE_4 • Printer.SYMBOL_MAXICODE_MODE_5 • Printer.SYMBOL_MAXICODE_MODE_6 • Printer.SYMBOL_GS1_DATABAR_STACKED • Printer.SYMBOL_GS1_DATABAR_STACKED_OMNIDIRECTIONAL • Printer.SYMBOL_GS1_DATABAR_EXPANDED_STACKED • Printer.SYMBOL_AZTECCODE_FULLRANGE • Printer.SYMBOL_AZTECCODE_COMPACT • Printer.SYMBOL_DATAMATRIX_SQUARE • Printer.SYMBOL_DATAMATRIX_RECTANGLE_8 • Printer.SYMBOL_DATAMATRIX_RECTANGLE_12 • Printer.SYMBOL_DATAMATRIX_RECTANGLE_16
level	<ul style="list-style-type: none"> • Printer.LEVEL_0 • Printer.LEVEL_1 • Printer.LEVEL_2 • Printer.LEVEL_3 • Printer.LEVEL_4 • Printer.LEVEL_5 • Printer.LEVEL_6 • Printer.LEVEL_7 • Printer.LEVEL_8 • Printer.LEVEL_L • Printer.LEVEL_M • Printer.LEVEL_Q • Printer.LEVEL_H • Integer from 5 to 95 • Printer.PARAM_DEFAULT • Printer.PARAM_UNSPECIFIED

- addCut

Parameter	Specificable Setting Value
type	<ul style="list-style-type: none"> • Printer.CUT_FEED • Printer.CUT_NO_FEED • Printer.PARAM_DEFAULT

- addSound

Parameter	Specificable Setting Value
pattern	<ul style="list-style-type: none"> • Printer.PATTERN_NONE • Printer.PATTERN_A • Printer.PATTERN_B • Printer.PATTERN_C • Printer.PATTERN_D • Printer.PATTERN_E • Printer.PATTERN_ERROR • Printer.PATTERN_PAPER_EMPTY • Printer.PARAM_DEFAULT
repeat	<ul style="list-style-type: none"> • 1 to 255 • Printer.PARAM_DEFAULT

- setPrinterSetting

Parameter	Specificable Setting Value
timeout	<ul style="list-style-type: none"> • Integer from 5000 to 600000 • Printer.PARAM_DEFAULT
list	-
type	<ul style="list-style-type: none"> • Printer.Setting.PaperWidth • Printer.Setting.PrintDensity • Printer.Setting.PrintSpeed

Parameter	Specifiable Setting Value
value	<ul style="list-style-type: none"> • Printer.Setting.PaperWidth58_0 • Printer.Setting.PaperWidth80_0 • Printer.Setting.PrintDensity85 • Printer.Setting.PrintDensity90 • Printer.Setting.PrintDensity95 • Printer.Setting.PrintDensity100 • Printer.Setting.PrintDensity105 • Printer.Setting.PrintDensity110 • Printer.Setting.PrintDensity115 • Printer.Setting.PrintSpeed1 • Printer.Setting.PrintSpeed2 • Printer.Setting.PrintSpeed3 • Printer.Setting.PrintSpeed4 • Printer.Setting.PrintSpeed5 • Printer.Setting.PrintSpeed6 • Printer.Setting.PrintSpeed7 • Printer.Setting.PrintSpeed8 • Printer.Setting.PrintSpeed9 • Printer.Setting.PrintSpeed10 • Printer.Setting.PrintSpeed11 • Printer.Setting.PrintSpeed12 • Printer.Setting.PrintSpeed13 • Printer.Setting.PrintSpeed14 • Printer.Setting.PrintSpeed15 • Printer.Setting.PrintSpeed16
listener	-

Reference information

TM-T20IV-SP supports CODE 128 auto of addBarcode API, which is not supported by TM-T20III.

TM-T20X**Printer Specifications**

Item	80mm Specification
Amount of initial feed	30 dots
Initial page mode area	576 x 831 dots
Maximum page mode area	576 x 1662 dots
Baseline of Font A	21 dots from the top of the character
Baseline of Font B	16 dots from the top of the character

APIs for which restricted parameter setting values can be specified**Printer class**

- Printer

Parameter	Specifiable Setting Value
printerSeries	<ul style="list-style-type: none"> • Printer.TM_T20
lang	<ul style="list-style-type: none"> • Printer.MODEL_ANK
context	-

- addTextLang

Parameter	Specifiable Setting Value
lang	<ul style="list-style-type: none"> • Printer.LANG_EN (default) • Printer.LANG_JA • Printer.LANG_ZH_CN • Printer.LANG_ZH_TW • Printer.LANG_KO • Printer.LANG_TH • Printer.LANG_VI • Printer.PARAM_DEFAULT

- addTextFont

Parameter	Specifiable Setting Value
font	<ul style="list-style-type: none"> • Printer.FONT_A (default) • Printer.FONT_B • Printer.PARAM_DEFAULT

- addTextStyle

Parameter	Specifiable Setting Value
reverse	<ul style="list-style-type: none"> • Printer.TRUE • Printer.FALSE (default) • Printer.PARAM_UNSPECIFIED • Printer.PARAM_DEFAULT
ul	<ul style="list-style-type: none"> • Printer.TRUE • Printer.FALSE (default) • Printer.PARAM_UNSPECIFIED • Printer.PARAM_DEFAULT
em	<ul style="list-style-type: none"> • Printer.TRUE • Printer.FALSE (default) • Printer.PARAM_UNSPECIFIED • Printer.PARAM_DEFAULT
color	<ul style="list-style-type: none"> • Printer.COLOR_1 (default) • Printer.PARAM_UNSPECIFIED • Printer.PARAM_DEFAULT

- addImage

Parameter	Specifiable Setting Value
data	-
x	<ul style="list-style-type: none"> • Integer from 0 to 65534
y	<ul style="list-style-type: none"> • Integer from 0 to 65534
width	<ul style="list-style-type: none"> • Integer from 1 to 65535
height	<ul style="list-style-type: none"> • Integer from 1 to 65535
color	<ul style="list-style-type: none"> • Printer.COLOR_1 • Printer.PARAM_DEFAULT
mode	<ul style="list-style-type: none"> • Printer.MODE_MONO • Printer.MODE_MONO_HIGH_DENSITY • Printer.PARAM_DEFAULT
halftone	<ul style="list-style-type: none"> • Printer.HALFTONE_DITHER • Printer.HALFTONE_ERROR_DIFFUSION • Printer.HALFTONE_THRESHOLD • Printer.PARAM_DEFAULT
brightness	<ul style="list-style-type: none"> • Real number from 0.1 to 10.0 • Printer.PARAM_DEFAULT

Parameter	Specificable Setting Value
compress	<ul style="list-style-type: none"> • Printer.COMPRESS_DEFLATE • Printer.COMPRESS_NONE • Printer.COMPRESS_AUTO • Printer.PARAM_DEFAULT

- addBarcode

Parameter	Specificable Setting Value
data	-
type	<ul style="list-style-type: none"> • Printer.BARCODE_UPC_A • Printer.BARCODE_UPC_E • Printer.BARCODE_EAN13 • Printer.BARCODE_JAN13 • Printer.BARCODE_EAN8 • Printer.BARCODE_JAN8 • Printer.BARCODE_CODE39 • Printer.BARCODE_ITF • Printer.BARCODE_CODABAR • Printer.BARCODE_CODE93 • Printer.BARCODE_CODE128 • Printer.BARCODE_GS1_128 • Printer.BARCODE_GS1_DATABAR_OMNIDIRECTIONAL • Printer.BARCODE_GS1_DATABAR_TRUNCATED • Printer.BARCODE_GS1_DATABAR_LIMITED • Printer.BARCODE_GS1_DATABAR_EXPANDED
hri	<ul style="list-style-type: none"> • Printer.HRI_NONE (default) • Printer.HRI_ABOVE • Printer.HRI_BELOW • Printer.HRI_BOTH • Printer.PARAM_DEFAULT • Printer.PARAM_UNSPECIFIED
font	<ul style="list-style-type: none"> • Printer.FONT_A (default) • Printer.FONT_B • Printer.PARAM_DEFAULT • Printer.PARAM_UNSPECIFIED
width	<ul style="list-style-type: none"> • Integer from 2 to 6 • Printer.PARAM_UNSPECIFIED
height	<ul style="list-style-type: none"> • Integer from 1 to 255 • Printer.PARAM_UNSPECIFIED

- addSymbol

Parameter	Specifiable Setting Value
data	-
type	<ul style="list-style-type: none"> • Printer.SYMBOL_PDF417_STANDARD • Printer.SYMBOL_PDF417_TRUNCATED • Printer.SYMBOL_QRCODE_MODEL_1 • Printer.SYMBOL_QRCODE_MODEL_2 • Printer.SYMBOL_MAXICODE_MODE_2 • Printer.SYMBOL_MAXICODE_MODE_3 • Printer.SYMBOL_MAXICODE_MODE_4 • Printer.SYMBOL_MAXICODE_MODE_5 • Printer.SYMBOL_MAXICODE_MODE_6 • Printer.SYMBOL_GS1_DATABAR_STACKED • Printer.SYMBOL_GS1_DATABAR_STACKED_OMNIDIRECTIONAL • Printer.SYMBOL_GS1_DATABAR_EXPANDED_STACKED
level	<ul style="list-style-type: none"> • Printer.LEVEL_0 • Printer.LEVEL_1 • Printer.LEVEL_2 • Printer.LEVEL_3 • Printer.LEVEL_4 • Printer.LEVEL_5 • Printer.LEVEL_6 • Printer.LEVEL_7 • Printer.LEVEL_8 • Printer.LEVEL_L • Printer.LEVEL_M • Printer.LEVEL_Q • Printer.LEVEL_H • Printer.PARAM_DEFAULT • Printer.PARAM_UNSPECIFIED

- addCut

Parameter	Specifiable Setting Value
type	<ul style="list-style-type: none"> • Printer.CUT_FEED • Printer.CUT_NO_FEED • Printer.PARAM_DEFAULT

- addSound

Parameter	Specifiable Setting Value
pattern	<ul style="list-style-type: none">• Printer.PATTERN_NONE• Printer.PATTERN_A• Printer.PATTERN_B• Printer.PATTERN_C• Printer.PATTERN_D• Printer.PATTERN_E• Printer.PATTERN_ERROR• Printer.PATTERN_PAPER_EMPTY• Printer.PARAM_DEFAULT
repeat	<ul style="list-style-type: none">• 1 to 255• Printer.PARAM_DEFAULT

TM-T20X-II**Printer Specifications**

Item	80mm Specification
Amount of initial feed	30 dots
Initial page mode area	576 x 831 dots
Maximum page mode area	576 x 1662 dots
Baseline of Font A	21 dots from the top of the character
Baseline of Font B	16 dots from the top of the character

APIs for which restricted parameter setting values can be specified**Printer class**

- Printer

Parameter	Specificable Setting Value
printerSeries	<ul style="list-style-type: none"> • Printer.TM_T20
lang	<ul style="list-style-type: none"> • Printer.MODEL_ANK
context	-

- addTextLang

Parameter	Specificable Setting Value
lang	<ul style="list-style-type: none"> • Printer.LANG_EN (default) • Printer.LANG_JA • Printer.LANG_ZH_CN • Printer.LANG_ZH_TW • Printer.LANG_KO • Printer.LANG_TH • Printer.LANG_VI • Printer.PARAM_DEFAULT

- addTextFont

Parameter	Specificable Setting Value
font	<ul style="list-style-type: none"> • Printer.FONT_A (default) • Printer.FONT_B • Printer.PARAM_DEFAULT

- addTextStyle

Parameter	Specifiable Setting Value
reverse	<ul style="list-style-type: none"> • Printer.TRUE • Printer.FALSE (default) • Printer.PARAM_UNSPECIFIED • Printer.PARAM_DEFAULT
ul	<ul style="list-style-type: none"> • Printer.TRUE • Printer.FALSE (default) • Printer.PARAM_UNSPECIFIED • Printer.PARAM_DEFAULT
em	<ul style="list-style-type: none"> • Printer.TRUE • Printer.FALSE (default) • Printer.PARAM_UNSPECIFIED • Printer.PARAM_DEFAULT
color	<ul style="list-style-type: none"> • Printer.COLOR_1 (default) • Printer.PARAM_UNSPECIFIED • Printer.PARAM_DEFAULT

- addImage

Parameter	Specifiable Setting Value
data	-
x	<ul style="list-style-type: none"> • Integer from 0 to 65534
y	<ul style="list-style-type: none"> • Integer from 0 to 65534
width	<ul style="list-style-type: none"> • Integer from 1 to 65535
height	<ul style="list-style-type: none"> • Integer from 1 to 65535
color	<ul style="list-style-type: none"> • Printer.COLOR_1 • Printer.PARAM_DEFAULT
mode	<ul style="list-style-type: none"> • Printer.MODE_MONO • Printer.MODE_MONO_HIGH_DENSITY • Printer.PARAM_DEFAULT
halftone	<ul style="list-style-type: none"> • Printer.HALFTONE_DITHER • Printer.HALFTONE_ERROR_DIFFUSION • Printer.HALFTONE_THRESHOLD • Printer.PARAM_DEFAULT
brightness	<ul style="list-style-type: none"> • Real number from 0.1 to 10.0 • Printer.PARAM_DEFAULT

Parameter	Specifiable Setting Value
compress	<ul style="list-style-type: none"> • Printer.COMPRESS_DEFLATE • Printer.COMPRESS_NONE • Printer.COMPRESS_AUTO • Printer.PARAM_DEFAULT

- addBarcode

Parameter	Specifiable Setting Value
data	-
type	<ul style="list-style-type: none"> • Printer.BARCODE_UPC_A • Printer.BARCODE_UPC_E • Printer.BARCODE_EAN13 • Printer.BARCODE_JAN13 • Printer.BARCODE_EAN8 • Printer.BARCODE_JAN8 • Printer.BARCODE_CODE39 • Printer.BARCODE_ITF • Printer.BARCODE_CODABAR • Printer.BARCODE_CODE93 • Printer.BARCODE_CODE128 • Printer.BARCODE_CODE128_AUTO • Printer.BARCODE_GS1_128 • Printer.BARCODE_GS1_DATABAR_OMNIDIRECTIONAL • Printer.BARCODE_GS1_DATABAR_TRUNCATED • Printer.BARCODE_GS1_DATABAR_LIMITED • Printer.BARCODE_GS1_DATABAR_EXPANDED
hri	<ul style="list-style-type: none"> • Printer.HRI_NONE (default) • Printer.HRI_ABOVE • Printer.HRI_BELOW • Printer.HRI_BOTH • Printer.PARAM_DEFAULT • Printer.PARAM_UNSPECIFIED
font	<ul style="list-style-type: none"> • Printer.FONT_A (default) • Printer.FONT_B • Printer.PARAM_DEFAULT • Printer.PARAM_UNSPECIFIED
width	<ul style="list-style-type: none"> • Integer from 2 to 6 • Printer.PARAM_UNSPECIFIED
height	<ul style="list-style-type: none"> • Integer from 1 to 255 • Printer.PARAM_UNSPECIFIED

- addSymbol

Parameter	Specifiable Setting Value
data	-
type	<ul style="list-style-type: none"> • Printer.SYMBOL_PDF417_STANDARD • Printer.SYMBOL_PDF417_TRUNCATED • Printer.SYMBOL_QRCODE_MODEL_1 • Printer.SYMBOL_QRCODE_MODEL_2 • Printer.SYMBOL_MAXICODE_MODE_2 • Printer.SYMBOL_MAXICODE_MODE_3 • Printer.SYMBOL_MAXICODE_MODE_4 • Printer.SYMBOL_MAXICODE_MODE_5 • Printer.SYMBOL_MAXICODE_MODE_6 • Printer.SYMBOL_GS1_DATABAR_STACKED • Printer.SYMBOL_GS1_DATABAR_STACKED_OMNIDIRECTIONAL • Printer.SYMBOL_GS1_DATABAR_EXPANDED_STACKED
level	<ul style="list-style-type: none"> • Printer.LEVEL_0 • Printer.LEVEL_1 • Printer.LEVEL_2 • Printer.LEVEL_3 • Printer.LEVEL_4 • Printer.LEVEL_5 • Printer.LEVEL_6 • Printer.LEVEL_7 • Printer.LEVEL_8 • Printer.LEVEL_L • Printer.LEVEL_M • Printer.LEVEL_Q • Printer.LEVEL_H • Printer.PARAM_DEFAULT • Printer.PARAM_UNSPECIFIED

- addCut

Parameter	Specifiable Setting Value
type	<ul style="list-style-type: none"> • Printer.CUT_FEED • Printer.CUT_NO_FEED • Printer.PARAM_DEFAULT

- addSound

Parameter	Specifiable Setting Value
pattern	<ul style="list-style-type: none">• Printer.PATTERN_NONE• Printer.PATTERN_A• Printer.PATTERN_B• Printer.PATTERN_C• Printer.PATTERN_D• Printer.PATTERN_E• Printer.PATTERN_ERROR• Printer.PATTERN_PAPER_EMPTY• Printer.PARAM_DEFAULT
repeat	<ul style="list-style-type: none">• 1 to 255• Printer.PARAM_DEFAULT

Reference information

TM-T20X-II supports CODE 128 auto of addBarcode API, which is not supported by TM-T20X.

TM-T60**Printer Specifications**

Item	58mm Specification
Amount of initial feed	30 dots
Initial page mode area	576 x 831 dots
Maximum page mode area	576 x 1662 dots
Baseline of Font A	21 dots from the top of the character
Baseline of Font B	16 dots from the top of the character

APIs for which restricted parameter setting values can be specified**Printer class**

- Printer

Parameter	Specificable Setting Value
printerSeries	<ul style="list-style-type: none"> • Printer.TM_T60
lang	<ul style="list-style-type: none"> • Printer.MODEL_CHINESE
context	-

- addTextLang

Parameter	Specificable Setting Value
lang	<ul style="list-style-type: none"> • Printer.LANG_EN (default) • Printer.LANG_JA • Printer.LANG_ZH_CN • Printer.LANG_ZH_TW • Printer.LANG_KO • Printer.LANG_TH • Printer.LANG_VI • Printer.PARAM_DEFAULT

- addTextFont

Parameter	Specificable Setting Value
font	<ul style="list-style-type: none"> • Printer.FONT_A (default) • Printer.FONT_B • Printer.PARAM_DEFAULT

- addTextStyle

Parameter	Specifiable Setting Value
reverse	<ul style="list-style-type: none"> • Printer.TRUE • Printer.FALSE (default) • Printer.PARAM_UNSPECIFIED • Printer.PARAM_DEFAULT
ul	<ul style="list-style-type: none"> • Printer.TRUE • Printer.FALSE (default) • Printer.PARAM_UNSPECIFIED • Printer.PARAM_DEFAULT
em	<ul style="list-style-type: none"> • Printer.TRUE • Printer.FALSE (default) • Printer.PARAM_UNSPECIFIED • Printer.PARAM_DEFAULT
color	<ul style="list-style-type: none"> • Printer.COLOR_1 (default) • Printer.PARAM_UNSPECIFIED • Printer.PARAM_DEFAULT

- addImage

Parameter	Specifiable Setting Value
data	-
x	<ul style="list-style-type: none"> • Integer from 0 to 65534
y	<ul style="list-style-type: none"> • Integer from 0 to 65534
width	<ul style="list-style-type: none"> • Integer from 1 to 65535
height	<ul style="list-style-type: none"> • Integer from 1 to 65535
color	<ul style="list-style-type: none"> • Printer.COLOR_1 • Printer.PARAM_DEFAULT
mode	<ul style="list-style-type: none"> • Printer.MODE_MONO • Printer.MODE_MONO_HIGH_DENSITY • Printer.PARAM_DEFAULT
halftone	<ul style="list-style-type: none"> • Printer.HALFTONE_DITHER • Printer.HALFTONE_ERROR_DIFFUSION • Printer.HALFTONE_THRESHOLD • Printer.PARAM_DEFAULT
brightness	<ul style="list-style-type: none"> • Real number from 0.1 to 10.0 • Printer.PARAM_DEFAULT

Parameter	Specifiable Setting Value
compress	<ul style="list-style-type: none"> • Printer.COMPRESS_DEFLATE • Printer.COMPRESS_NONE • Printer.COMPRESS_AUTO • Printer.PARAM_DEFAULT

- addBarcode

Parameter	Specifiable Setting Value
data	-
type	<ul style="list-style-type: none"> • Printer.BARCODE_UPC_A • Printer.BARCODE_UPC_E • Printer.BARCODE_EAN13 • Printer.BARCODE_JAN13 • Printer.BARCODE_EAN8 • Printer.BARCODE_JAN8 • Printer.BARCODE_CODE39 • Printer.BARCODE_ITF • Printer.BARCODE_CODABAR • Printer.BARCODE_CODE93 • Printer.BARCODE_CODE128
hri	<ul style="list-style-type: none"> • Printer.HRI_NONE (default) • Printer.HRI_ABOVE • Printer.HRI_BELOW • Printer.HRI_BOTH • Printer.PARAM_DEFAULT • Printer.PARAM_UNSPECIFIED
font	<ul style="list-style-type: none"> • Printer.FONT_A (default) • Printer.FONT_B • Printer.PARAM_DEFAULT • Printer.PARAM_UNSPECIFIED
width	<ul style="list-style-type: none"> • Integer from 2 to 6 • Printer.PARAM_UNSPECIFIED
height	<ul style="list-style-type: none"> • Integer from 1 to 255 • Printer.PARAM_UNSPECIFIED

- addSymbol

Parameter	Specifiable Setting Value
data	-

Parameter	Specifiable Setting Value
type	<ul style="list-style-type: none"> • Printer.SYMBOL_PDF417_STANDARD • Printer.SYMBOL_PDF417_TRUNCATED • Printer.SYMBOL_QRCODE_MODEL_1 • Printer.SYMBOL_QRCODE_MODEL_2
level	<ul style="list-style-type: none"> • Printer.LEVEL_0 • Printer.LEVEL_1 • Printer.LEVEL_2 • Printer.LEVEL_3 • Printer.LEVEL_4 • Printer.LEVEL_5 • Printer.LEVEL_6 • Printer.LEVEL_7 • Printer.LEVEL_8 • Printer.LEVEL_L • Printer.LEVEL_M • Printer.LEVEL_Q • Printer.LEVEL_H • Printer.PARAM_DEFAULT • Printer.PARAM_UNSPECIFIED

- addCut

Parameter	Specifiable Setting Value
type	<ul style="list-style-type: none"> • Printer.CUT_FEED • Printer.CUT_NO_FEED • Printer.PARAM_DEFAULT

TM-T70**Printer Specifications**

Item		58mm Specification	80mm Specification
Amount of initial feed		30 dots	
Initial page mode area	ANK model	416 x 1662 dots	512 x 831 dots
	Multiple languages model	416 x 1662 dots	576 x 1662 dots
Maximum page mode area	ANK model	416 x 1662 dots	512 x 1662 dots
	Multiple languages model	576 x 1662 dots	
Baseline of Font A		21 dots from the top of the character	
Baseline of Font B		16 dots from the top of the character	

APIs for which restricted parameter setting values can be specified**Printer class**

- Printer

Parameter	Specificable Setting Value
printerSeries	<ul style="list-style-type: none"> • Printer.TM_T70
lang	<ul style="list-style-type: none"> • Printer.MODEL_ANK • Printer.MODEL_CHINESE • Printer.MODEL_TAIWAN
context	-

- addTextLang

Parameter	Specificable Setting Value
lang	<ul style="list-style-type: none"> • Printer.LANG_EN (default) • Printer.LANG_JA • Printer.LANG_ZH_CN • Printer.LANG_ZH_TW • Printer.LANG_KO • Printer.LANG_TH • Printer.LANG_VI • Printer.PARAM_DEFAULT

- addTextFont

Parameter	Specifiable Setting Value
font	<ul style="list-style-type: none"> • Printer.FONT_A (default) • Printer.FONT_B • Printer.PARAM_DEFAULT

- addTextStyle

Parameter	Specifiable Setting Value
reverse	<ul style="list-style-type: none"> • Printer.TRUE • Printer.FALSE (default) • Printer.PARAM_UNSPECIFIED • Printer.PARAM_DEFAULT
ul	<ul style="list-style-type: none"> • Printer.TRUE • Printer.FALSE (default) • Printer.PARAM_UNSPECIFIED • Printer.PARAM_DEFAULT
em	<ul style="list-style-type: none"> • Printer.TRUE • Printer.FALSE (default) • Printer.PARAM_UNSPECIFIED • Printer.PARAM_DEFAULT
color	<ul style="list-style-type: none"> • Printer.COLOR_1 (default) • Printer.PARAM_UNSPECIFIED • Printer.PARAM_DEFAULT

- addImage

Parameter	Specifiable Setting Value
data	-
x	<ul style="list-style-type: none"> • Integer from 0 to 65534
y	<ul style="list-style-type: none"> • Integer from 0 to 65534
width	<ul style="list-style-type: none"> • Integer from 1 to 65535
height	<ul style="list-style-type: none"> • Integer from 1 to 65535
color	<ul style="list-style-type: none"> • Printer.COLOR_1 • Printer.PARAM_DEFAULT
mode	<ul style="list-style-type: none"> • Printer.MODE_MONO • Printer.MODE_MONO_HIGH_DENSITY • Printer.PARAM_DEFAULT

Parameter	Specifiable Setting Value
halftone	<ul style="list-style-type: none"> • Printer.HALFTONE_DITHER • Printer.HALFTONE_ERROR_DIFFUSION • Printer.HALFTONE_THRESHOLD • Printer.PARAM_DEFAULT
brightness	<ul style="list-style-type: none"> • Real number from 0.1 to 10.0 • Printer.PARAM_DEFAULT
compress	<ul style="list-style-type: none"> • Printer.COMPRESS_DEFLATE • Printer.COMPRESS_NONE • Printer.COMPRESS_AUTO • Printer.PARAM_DEFAULT

- addBarcode

Parameter	Specifiable Setting Value
data	-
type	<ul style="list-style-type: none"> • Printer.BARCODE_UPC_A • Printer.BARCODE_UPC_E • Printer.BARCODE_EAN13 • Printer.BARCODE_JAN13 • Printer.BARCODE_EAN8 • Printer.BARCODE_JAN8 • Printer.BARCODE_CODE39 • Printer.BARCODE_ITF • Printer.BARCODE_CODABAR • Printer.BARCODE_CODE93 • Printer.BARCODE_CODE128
hri	<ul style="list-style-type: none"> • Printer.HRI_NONE (default) • Printer.HRI_ABOVE • Printer.HRI_BELOW • Printer.HRI_BOTH • Printer.PARAM_DEFAULT • Printer.PARAM_UNSPECIFIED
font	<ul style="list-style-type: none"> • Printer.FONT_A (default) • Printer.FONT_B • Printer.PARAM_DEFAULT • Printer.PARAM_UNSPECIFIED
width	<ul style="list-style-type: none"> • Integer from 2 to 6 • Printer.PARAM_UNSPECIFIED
height	<ul style="list-style-type: none"> • Integer from 1 to 255 • Printer.PARAM_UNSPECIFIED

- addSymbol

Parameter	Specifiable Setting Value
data	-
type	<ul style="list-style-type: none"> • Printer.SYMBOL_PDF417_STANDARD • Printer.SYMBOL_PDF417_TRUNCATED • Printer.SYMBOL_QRCODE_MODEL_1 • Printer.SYMBOL_QRCODE_MODEL_2
level	<ul style="list-style-type: none"> • Printer.LEVEL_0 • Printer.LEVEL_1 • Printer.LEVEL_2 • Printer.LEVEL_3 • Printer.LEVEL_4 • Printer.LEVEL_5 • Printer.LEVEL_6 • Printer.LEVEL_7 • Printer.LEVEL_8 • Printer.LEVEL_L • Printer.LEVEL_M • Printer.LEVEL_Q • Printer.LEVEL_H • Printer.PARAM_DEFAULT • Printer.PARAM_UNSPECIFIED

- addCut

Parameter	Specifiable Setting Value
type	<ul style="list-style-type: none"> • Printer.CUT_FEED • Printer.CUT_NO_FEED • Printer.PARAM_DEFAULT

TM-T70II**Printer Specifications**

Item		58mm Specification	80mm Specification
Amount of initial feed		30 dots	
Initial page mode area	ANK model	416 x 1662 dots	512 x 1662 dots
	Multiple languages model	416 x 1662 dots	576 x 1662 dots
Maximum page mode area	ANK model	416 x 1662 dots	512 x 1662 dots
	Multiple languages model	576 x 1662 dots	
Baseline of Font A		21 dots from the top of the character	
Baseline of Font B		16 dots from the top of the character	

APIs for which restricted parameter setting values can be specified**Printer class**

- Printer

Parameter	Specificable Setting Value
printerSeries	<ul style="list-style-type: none"> • Printer.TM_T70
lang	<ul style="list-style-type: none"> • Printer.MODEL_ANK • Printer.MODEL_CHINESE • Printer.MODEL_TAIWAN • Printer.MODEL_SOUTHASIA
context	-

- addTextLang

Parameter	Specificable Setting Value
lang	<ul style="list-style-type: none"> • Printer.LANG_EN (default) • Printer.LANG_JA • Printer.LANG_ZH_CN • Printer.LANG_ZH_TW • Printer.LANG_KO • Printer.LANG_TH • Printer.LANG_VI • Printer.PARAM_DEFAULT

- addTextFont

Parameter	Specifiable Setting Value
font	<ul style="list-style-type: none"> • Printer.FONT_A (default) • Printer.FONT_B • Printer.PARAM_DEFAULT

- addTextStyle

Parameter	Specifiable Setting Value
reverse	<ul style="list-style-type: none"> • Printer.TRUE • Printer.FALSE (default) • Printer.PARAM_UNSPECIFIED • Printer.PARAM_DEFAULT
ul	<ul style="list-style-type: none"> • Printer.TRUE • Printer.FALSE (default) • Printer.PARAM_UNSPECIFIED • Printer.PARAM_DEFAULT
em	<ul style="list-style-type: none"> • Printer.TRUE • Printer.FALSE (default) • Printer.PARAM_UNSPECIFIED • Printer.PARAM_DEFAULT
color	<ul style="list-style-type: none"> • Printer.COLOR_1 (default) • Printer.PARAM_UNSPECIFIED • Printer.PARAM_DEFAULT

- addImage

Parameter	Specifiable Setting Value
data	-
x	<ul style="list-style-type: none"> • Integer from 0 to 65534
y	<ul style="list-style-type: none"> • Integer from 0 to 65534
width	<ul style="list-style-type: none"> • Integer from 1 to 65535
height	<ul style="list-style-type: none"> • Integer from 1 to 65535
color	<ul style="list-style-type: none"> • Printer.COLOR_1 • Printer.PARAM_DEFAULT
mode	<ul style="list-style-type: none"> • Printer.MODE_MONO • Printer.MODE_MONO_HIGH_DENSITY • Printer.PARAM_DEFAULT

Parameter	Specifiable Setting Value
halftone	<ul style="list-style-type: none"> • Printer.HALFTONE_DITHER • Printer.HALFTONE_ERROR_DIFFUSION • Printer.HALFTONE_THRESHOLD • Printer.PARAM_DEFAULT
brightness	<ul style="list-style-type: none"> • Real number from 0.1 to 10.0 • Printer.PARAM_DEFAULT
compress	<ul style="list-style-type: none"> • Printer.COMPRESS_DEFLATE • Printer.COMPRESS_NONE • Printer.COMPRESS_AUTO • Printer.PARAM_DEFAULT

- addBarcode

Parameter	Specifiable Setting Value
data	-
type	<ul style="list-style-type: none"> • Printer.BARCODE_UPC_A • Printer.BARCODE_UPC_E • Printer.BARCODE_EAN13 • Printer.BARCODE_JAN13 • Printer.BARCODE_EAN8 • Printer.BARCODE_JAN8 • Printer.BARCODE_CODE39 • Printer.BARCODE_ITF • Printer.BARCODE_CODABAR • Printer.BARCODE_CODE93 • Printer.BARCODE_CODE128 • Printer.BARCODE_GS1_128 • Printer.BARCODE_GS1_DATABAR_OMNIDIRECTIONAL • Printer.BARCODE_GS1_DATABAR_TRUNCATED • Printer.BARCODE_GS1_DATABAR_LIMITED • Printer.BARCODE_GS1_DATABAR_EXPANDED
hri	<ul style="list-style-type: none"> • Printer.HRI_NONE (default) • Printer.HRI_ABOVE • Printer.HRI_BELOW • Printer.HRI_BOTH • Printer.PARAM_DEFAULT • Printer.PARAM_UNSPECIFIED
font	<ul style="list-style-type: none"> • Printer.FONT_A (default) • Printer.FONT_B • Printer.PARAM_DEFAULT • Printer.PARAM_UNSPECIFIED

Parameter	Specifiable Setting Value
width	<ul style="list-style-type: none"> Integer from 2 to 6 Printer.PARAM_UNSPECIFIED
height	<ul style="list-style-type: none"> Integer from 1 to 255 Printer.PARAM_UNSPECIFIED

- addSymbol

Parameter	Specifiable Setting Value
data	-
type	<ul style="list-style-type: none"> Printer.SYMBOL_PDF417_STANDARD Printer.SYMBOL_PDF417_TRUNCATED Printer.SYMBOL_QRCODE_MODEL_1 Printer.SYMBOL_QRCODE_MODEL_2 Printer.SYMBOL_MAXICODE_MODE_2 Printer.SYMBOL_MAXICODE_MODE_3 Printer.SYMBOL_MAXICODE_MODE_4 Printer.SYMBOL_MAXICODE_MODE_5 Printer.SYMBOL_MAXICODE_MODE_6 Printer.SYMBOL_GS1_DATABAR_STACKED Printer.SYMBOL_GS1_DATABAR_STACKED_OMNIDIRECTIONAL Printer.SYMBOL_GS1_DATABAR_EXPANDED_STACKED
level	<ul style="list-style-type: none"> Printer.LEVEL_0 Printer.LEVEL_1 Printer.LEVEL_2 Printer.LEVEL_3 Printer.LEVEL_4 Printer.LEVEL_5 Printer.LEVEL_6 Printer.LEVEL_7 Printer.LEVEL_8 Printer.LEVEL_L Printer.LEVEL_M Printer.LEVEL_Q Printer.LEVEL_H Printer.PARAM_DEFAULT Printer.PARAM_UNSPECIFIED

- addCut

Parameter	Specifiable Setting Value
type	<ul style="list-style-type: none"> Printer.CUT_FEED Printer.CUT_NO_FEED Printer.PARAM_DEFAULT

- addSound

Parameter	Specifiable Setting Value
pattern	<ul style="list-style-type: none">• Printer.PATTERN_NONE• Printer.PATTERN_A• Printer.PATTERN_B• Printer.PATTERN_C• Printer.PATTERN_D• Printer.PATTERN_E• Printer.PATTERN_ERROR• Printer.PATTERN_PAPER_EMPTY• Printer.PARAM_DEFAULT
repeat	<ul style="list-style-type: none">• 1 to 255• Printer.PARAM_DEFAULT

TM-T81II**Printer Specifications**

Item	58mm Specification
Amount of initial feed	30 dots
Initial page mode area	576 x 831 dots
Maximum page mode area	576 x 1662 dots
Baseline of Font A	21 dots from the top of the character
Baseline of Font B	16 dots from the top of the character

APIs for which restricted parameter setting values can be specified**Printer class**

- Printer

Parameter	Specifiable Setting Value
printerSeries	<ul style="list-style-type: none"> • Printer.TM_T81
lang	<ul style="list-style-type: none"> • Printer.MODEL_CHINESE • Printer.MODEL_SOUTHASIA
context	-

- addTextLang

Parameter	Specifiable Setting Value
lang	<ul style="list-style-type: none"> • Printer.LANG_EN (default) • Printer.LANG_JA • Printer.LANG_ZH_CN • Printer.LANG_ZH_TW • Printer.LANG_KO • Printer.LANG_TH • Printer.LANG_VI • Printer.PARAM_DEFAULT

- addTextFont

Parameter	Specifiable Setting Value
font	<ul style="list-style-type: none"> • Printer.FONT_A (default) • Printer.FONT_B • Printer.PARAM_DEFAULT

- addTextStyle

Parameter	Specifiable Setting Value
reverse	<ul style="list-style-type: none"> • Printer.TRUE • Printer.FALSE (default) • Printer.PARAM_UNSPECIFIED • Printer.PARAM_DEFAULT
ul	<ul style="list-style-type: none"> • Printer.TRUE • Printer.FALSE (default) • Printer.PARAM_UNSPECIFIED • Printer.PARAM_DEFAULT
em	<ul style="list-style-type: none"> • Printer.TRUE • Printer.FALSE (default) • Printer.PARAM_UNSPECIFIED • Printer.PARAM_DEFAULT
color	<ul style="list-style-type: none"> • Printer.COLOR_1 (default) • Printer.PARAM_UNSPECIFIED • Printer.PARAM_DEFAULT

- addImage

Parameter	Specifiable Setting Value
data	-
x	<ul style="list-style-type: none"> • Integer from 0 to 65534
y	<ul style="list-style-type: none"> • Integer from 0 to 65534
width	<ul style="list-style-type: none"> • Integer from 1 to 65535
height	<ul style="list-style-type: none"> • Integer from 1 to 65535
color	<ul style="list-style-type: none"> • Printer.COLOR_1 • Printer.PARAM_DEFAULT
mode	<ul style="list-style-type: none"> • Printer.MODE_MONO • Printer.MODE_MONO_HIGH_DENSITY • Printer.PARAM_DEFAULT
halftone	<ul style="list-style-type: none"> • Printer.HALFTONE_DITHER • Printer.HALFTONE_ERROR_DIFFUSION • Printer.HALFTONE_THRESHOLD • Printer.PARAM_DEFAULT
brightness	<ul style="list-style-type: none"> • Real number from 0.1 to 10.0 • Printer.PARAM_DEFAULT

Parameter	Specifiable Setting Value
compress	<ul style="list-style-type: none"> • Printer.COMPRESS_DEFLATE • Printer.COMPRESS_NONE • Printer.COMPRESS_AUTO • Printer.PARAM_DEFAULT

- addBarcode

Parameter	Specifiable Setting Value
data	-
type	<ul style="list-style-type: none"> • Printer.BARCODE_UPC_A • Printer.BARCODE_UPC_E • Printer.BARCODE_EAN13 • Printer.BARCODE_JAN13 • Printer.BARCODE_EAN8 • Printer.BARCODE_JAN8 • Printer.BARCODE_CODE39 • Printer.BARCODE_ITF • Printer.BARCODE_CODABAR • Printer.BARCODE_CODE93 • Printer.BARCODE_CODE128
hri	<ul style="list-style-type: none"> • Printer.HRI_NONE (default) • Printer.HRI_ABOVE • Printer.HRI_BELOW • Printer.HRI_BOTH • Printer.PARAM_DEFAULT • Printer.PARAM_UNSPECIFIED
font	<ul style="list-style-type: none"> • Printer.FONT_A (default) • Printer.FONT_B • Printer.PARAM_DEFAULT • Printer.PARAM_UNSPECIFIED
width	<ul style="list-style-type: none"> • Integer from 2 to 6 • Printer.PARAM_UNSPECIFIED
height	<ul style="list-style-type: none"> • Integer from 1 to 255 • Printer.PARAM_UNSPECIFIED

- addSymbol

Parameter	Specifiable Setting Value
data	-

Parameter	Specifiable Setting Value
type	<ul style="list-style-type: none"> • Printer.SYMBOL_PDF417_STANDARD • Printer.SYMBOL_PDF417_TRUNCATED • Printer.SYMBOL_QRCODE_MODEL_1 • Printer.SYMBOL_QRCODE_MODEL_2
level	<ul style="list-style-type: none"> • Printer.LEVEL_0 • Printer.LEVEL_1 • Printer.LEVEL_2 • Printer.LEVEL_3 • Printer.LEVEL_4 • Printer.LEVEL_5 • Printer.LEVEL_6 • Printer.LEVEL_7 • Printer.LEVEL_8 • Printer.LEVEL_L • Printer.LEVEL_M • Printer.LEVEL_Q • Printer.LEVEL_H • Printer.PARAM_DEFAULT • Printer.PARAM_UNSPECIFIED

- addCut

Parameter	Specifiable Setting Value
type	<ul style="list-style-type: none"> • Printer.CUT_FEED • Printer.CUT_NO_FEED • Printer.PARAM_DEFAULT

TM-T81III**Printer Specifications**

Item	58mm Specification	80mm Specification
Amount of initial feed	30 dots	
Initial page mode area	420 x 831 dots	576 x 831 dots
Maximum page mode area	420 x 1662 dots	576 x 1662 dots
Baseline of Font A	21 dots from the top of the character	
Baseline of Font B	16 dots from the top of the character	

APIs for which restricted parameter setting values can be specified**Printer class**

- Printer

Parameter	Specifiable Setting Value
printerSeries	<ul style="list-style-type: none"> • Printer.TM_T81
lang	<ul style="list-style-type: none"> • Printer.MODEL_ANK • Printer.MODEL_CHINESE • Printer.MODEL_SOUTHASIA
context	-

- addTextLang

Parameter	Specifiable Setting Value
lang	<ul style="list-style-type: none"> • Printer.LANG_EN (default) • Printer.LANG_JA • Printer.LANG_ZH_CN • Printer.LANG_ZH_TW • Printer.LANG_KO • Printer.LANG_TH • Printer.LANG_VI • Printer.PARAM_DEFAULT

- addTextFont

Parameter	Specifiable Setting Value
font	<ul style="list-style-type: none"> • Printer.FONT_A (default) • Printer.FONT_B • Printer.PARAM_DEFAULT

- addTextStyle

Parameter	Specifiable Setting Value
reverse	<ul style="list-style-type: none"> • Printer.TRUE • Printer.FALSE (default) • Printer.PARAM_UNSPECIFIED • Printer.PARAM_DEFAULT
ul	<ul style="list-style-type: none"> • Printer.TRUE • Printer.FALSE (default) • Printer.PARAM_UNSPECIFIED • Printer.PARAM_DEFAULT
em	<ul style="list-style-type: none"> • Printer.TRUE • Printer.FALSE (default) • Printer.PARAM_UNSPECIFIED • Printer.PARAM_DEFAULT
color	<ul style="list-style-type: none"> • Printer.COLOR_1 (default) • Printer.PARAM_UNSPECIFIED • Printer.PARAM_DEFAULT

- addImage

Parameter	Specifiable Setting Value
data	-
x	<ul style="list-style-type: none"> • Integer from 0 to 65534
y	<ul style="list-style-type: none"> • Integer from 0 to 65534
width	<ul style="list-style-type: none"> • Integer from 1 to 65535
height	<ul style="list-style-type: none"> • Integer from 1 to 65535
color	<ul style="list-style-type: none"> • Printer.COLOR_1 • Printer.PARAM_DEFAULT
mode	<ul style="list-style-type: none"> • Printer.MODE_MONO • Printer.MODE_MONO_HIGH_DENSITY • Printer.PARAM_DEFAULT
halftone	<ul style="list-style-type: none"> • Printer.HALFTONE_DITHER • Printer.HALFTONE_ERROR_DIFFUSION • Printer.HALFTONE_THRESHOLD • Printer.PARAM_DEFAULT
brightness	<ul style="list-style-type: none"> • Real number from 0.1 to 10.0 • Printer.PARAM_DEFAULT

Parameter	Specificable Setting Value
compress	<ul style="list-style-type: none"> • Printer.COMPRESS_DEFLATE • Printer.COMPRESS_NONE • Printer.COMPRESS_AUTO • Printer.PARAM_DEFAULT

- addBarcode

Parameter	Specificable Setting Value
data	-
type	<ul style="list-style-type: none"> • Printer.BARCODE_UPC_A • Printer.BARCODE_UPC_E • Printer.BARCODE_EAN13 • Printer.BARCODE_JAN13 • Printer.BARCODE_EAN8 • Printer.BARCODE_JAN8 • Printer.BARCODE_CODE39 • Printer.BARCODE_ITF • Printer.BARCODE_CODABAR • Printer.BARCODE_CODE93 • Printer.BARCODE_CODE128 • Printer.BARCODE_GS1_128 • Printer.BARCODE_GS1_DATABAR_OMNIDIRECTIONAL • Printer.BARCODE_GS1_DATABAR_TRUNCATED • Printer.BARCODE_GS1_DATABAR_LIMITED • Printer.BARCODE_GS1_DATABAR_EXPANDED
hri	<ul style="list-style-type: none"> • Printer.HRI_NONE (default) • Printer.HRI_ABOVE • Printer.HRI_BELOW • Printer.HRI_BOTH • Printer.PARAM_DEFAULT • Printer.PARAM_UNSPECIFIED
font	<ul style="list-style-type: none"> • Printer.FONT_A (default) • Printer.FONT_B • Printer.PARAM_DEFAULT • Printer.PARAM_UNSPECIFIED
width	<ul style="list-style-type: none"> • Integer from 2 to 6 • Printer.PARAM_UNSPECIFIED
height	<ul style="list-style-type: none"> • Integer from 1 to 255 • Printer.PARAM_UNSPECIFIED

- addSymbol

Parameter	Specifiable Setting Value
data	-
type	<ul style="list-style-type: none"> • Printer.SYMBOL_PDF417_STANDARD • Printer.SYMBOL_PDF417_TRUNCATED • Printer.SYMBOL_QRCODE_MODEL_1 • Printer.SYMBOL_QRCODE_MODEL_2 • Printer.SYMBOL_MAXICODE_MODE_2 • Printer.SYMBOL_MAXICODE_MODE_3 • Printer.SYMBOL_MAXICODE_MODE_4 • Printer.SYMBOL_MAXICODE_MODE_5 • Printer.SYMBOL_MAXICODE_MODE_6 • Printer.SYMBOL_GS1_DATABAR_STACKED • Printer.SYMBOL_GS1_DATABAR_STACKED_OMNIDIRECTIONAL • Printer.SYMBOL_GS1_DATABAR_EXPANDED_STACKED
level	<ul style="list-style-type: none"> • Printer.LEVEL_0 • Printer.LEVEL_1 • Printer.LEVEL_2 • Printer.LEVEL_3 • Printer.LEVEL_4 • Printer.LEVEL_5 • Printer.LEVEL_6 • Printer.LEVEL_7 • Printer.LEVEL_8 • Printer.LEVEL_L • Printer.LEVEL_M • Printer.LEVEL_Q • Printer.LEVEL_H • Printer.PARAM_DEFAULT • Printer.PARAM_UNSPECIFIED

- addCut

Parameter	Specifiable Setting Value
type	<ul style="list-style-type: none"> • Printer.CUT_FEED • Printer.CUT_NO_FEED • Printer.PARAM_DEFAULT

- addSound

Parameter	Specifiable Setting Value
pattern	<ul style="list-style-type: none">• Printer.PATTERN_NONE• Printer.PATTERN_A• Printer.PATTERN_B• Printer.PATTERN_C• Printer.PATTERN_D• Printer.PATTERN_E• Printer.PATTERN_ERROR• Printer.PATTERN_PAPER_EMPTY• Printer.PARAM_DEFAULT
repeat	<ul style="list-style-type: none">• 1 to 255• Printer.PARAM_DEFAULT

TM-T82**Printer Specifications**

Item	58mm Specification	80mm Specification
Amount of initial feed	30 dots	
Initial page mode area	420 x 831 dots	576 x 831 dots
Maximum page mode area	420 x 1662 dots	576 x 1662 dots
Baseline of Font A	21 dots from the top of the character	
Baseline of Font B	16 dots from the top of the character	

APIs for which restricted parameter setting values can be specified**Printer class**

- Printer

Parameter	Specifiable Setting Value
printerSeries	<ul style="list-style-type: none"> • Printer.TM_T82
lang	<ul style="list-style-type: none"> • Printer.MODEL_CHINESE • Printer.MODEL_SOUTHASIA
context	-

- addTextLang

Parameter	Specifiable Setting Value
lang	<ul style="list-style-type: none"> • Printer.LANG_EN (default) • Printer.LANG_JA • Printer.LANG_ZH_CN • Printer.LANG_ZH_TW • Printer.LANG_KO • Printer.LANG_TH • Printer.LANG_VI • Printer.PARAM_DEFAULT

- addTextFont

Parameter	Specifiable Setting Value
font	<ul style="list-style-type: none"> • Printer.FONT_A (default) • Printer.FONT_B • Printer.PARAM_DEFAULT

- addTextStyle

Parameter	Specifiable Setting Value
reverse	<ul style="list-style-type: none"> • Printer.TRUE • Printer.FALSE (default) • Printer.PARAM_UNSPECIFIED • Printer.PARAM_DEFAULT
ul	<ul style="list-style-type: none"> • Printer.TRUE • Printer.FALSE (default) • Printer.PARAM_UNSPECIFIED • Printer.PARAM_DEFAULT
em	<ul style="list-style-type: none"> • Printer.TRUE • Printer.FALSE (default) • Printer.PARAM_UNSPECIFIED • Printer.PARAM_DEFAULT
color	<ul style="list-style-type: none"> • Printer.COLOR_1 (default) • Printer.PARAM_UNSPECIFIED • Printer.PARAM_DEFAULT

- addImage

Parameter	Specifiable Setting Value
data	-
x	<ul style="list-style-type: none"> • Integer from 0 to 65534
y	<ul style="list-style-type: none"> • Integer from 0 to 65534
width	<ul style="list-style-type: none"> • Integer from 1 to 65535
height	<ul style="list-style-type: none"> • Integer from 1 to 65535
color	<ul style="list-style-type: none"> • Printer.COLOR_1 • Printer.PARAM_DEFAULT
mode	<ul style="list-style-type: none"> • Printer.MODE_MONO • Printer.MODE_MONO_HIGH_DENSITY • Printer.PARAM_DEFAULT
halftone	<ul style="list-style-type: none"> • Printer.HALFTONE_DITHER • Printer.HALFTONE_ERROR_DIFFUSION • Printer.HALFTONE_THRESHOLD • Printer.PARAM_DEFAULT
brightness	<ul style="list-style-type: none"> • Real number from 0.1 to 10.0 • Printer.PARAM_DEFAULT

Parameter	Specificable Setting Value
compress	<ul style="list-style-type: none"> • Printer.COMPRESS_DEFLATE • Printer.COMPRESS_NONE • Printer.COMPRESS_AUTO • Printer.PARAM_DEFAULT

- addBarcode

Parameter	Specificable Setting Value
data	-
type	<ul style="list-style-type: none"> • Printer.BARCODE_UPC_A • Printer.BARCODE_UPC_E • Printer.BARCODE_EAN13 • Printer.BARCODE_JAN13 • Printer.BARCODE_EAN8 • Printer.BARCODE_JAN8 • Printer.BARCODE_CODE39 • Printer.BARCODE_ITF • Printer.BARCODE_CODABAR • Printer.BARCODE_CODE93 • Printer.BARCODE_CODE128 • Printer.BARCODE_GS1_128 • Printer.BARCODE_GS1_DATABAR_OMNIDIRECTIONAL • Printer.BARCODE_GS1_DATABAR_TRUNCATED • Printer.BARCODE_GS1_DATABAR_LIMITED • Printer.BARCODE_GS1_DATABAR_EXPANDED
hri	<ul style="list-style-type: none"> • Printer.HRI_NONE (default) • Printer.HRI_ABOVE • Printer.HRI_BELOW • Printer.HRI_BOTH • Printer.PARAM_DEFAULT • Printer.PARAM_UNSPECIFIED
font	<ul style="list-style-type: none"> • Printer.FONT_A (default) • Printer.FONT_B • Printer.PARAM_DEFAULT • Printer.PARAM_UNSPECIFIED
width	<ul style="list-style-type: none"> • Integer from 2 to 6 • Printer.PARAM_UNSPECIFIED
height	<ul style="list-style-type: none"> • Integer from 1 to 255 • Printer.PARAM_UNSPECIFIED

- addSymbol

Parameter	Specifiable Setting Value
data	-
type	<ul style="list-style-type: none"> • Printer.SYMBOL_PDF417_STANDARD • Printer.SYMBOL_PDF417_TRUNCATED • Printer.SYMBOL_QRCODE_MODEL_1 • Printer.SYMBOL_QRCODE_MODEL_2 • Printer.SYMBOL_MAXICODE_MODE_2 • Printer.SYMBOL_MAXICODE_MODE_3 • Printer.SYMBOL_MAXICODE_MODE_4 • Printer.SYMBOL_MAXICODE_MODE_5 • Printer.SYMBOL_MAXICODE_MODE_6 • Printer.SYMBOL_GS1_DATABAR_STACKED • Printer.SYMBOL_GS1_DATABAR_STACKED_OMNIDIRECTIONAL • Printer.SYMBOL_GS1_DATABAR_EXPANDED_STACKED
level	<ul style="list-style-type: none"> • Printer.LEVEL_0 • Printer.LEVEL_1 • Printer.LEVEL_2 • Printer.LEVEL_3 • Printer.LEVEL_4 • Printer.LEVEL_5 • Printer.LEVEL_6 • Printer.LEVEL_7 • Printer.LEVEL_8 • Printer.LEVEL_L • Printer.LEVEL_M • Printer.LEVEL_Q • Printer.LEVEL_H • Printer.PARAM_DEFAULT • Printer.PARAM_UNSPECIFIED

- addCut

Parameter	Specifiable Setting Value
type	<ul style="list-style-type: none"> • Printer.CUT_FEED • Printer.CUT_NO_FEED • Printer.PARAM_DEFAULT

- addSound

Parameter	Specifiable Setting Value
pattern	<ul style="list-style-type: none">• Printer.PATTERN_NONE• Printer.PATTERN_A• Printer.PATTERN_B• Printer.PATTERN_C• Printer.PATTERN_D• Printer.PATTERN_E• Printer.PATTERN_ERROR• Printer.PATTERN_PAPER_EMPTY• Printer.PARAM_DEFAULT
repeat	<ul style="list-style-type: none">• 1 to 255• Printer.PARAM_DEFAULT

TM-T82II**Printer Specifications**

Item	Specification
Amount of initial feed	30 dots
Initial page mode area	576 x 831 dots
Maximum page mode area	576 x 1662 dots
Baseline of Font A	21 dots from the top of the character
Baseline of Font B	16 dots from the top of the character

APIs for which restricted parameter setting values can be specified**Printer class**

- Printer

Parameter	Specifiable Setting Value
printerSeries	<ul style="list-style-type: none"> • Printer.TM_T82
lang	<ul style="list-style-type: none"> • Printer.MODEL_ANK • Printer.MODEL_CHINESE • Printer.MODEL_TAIWAN • Printer.MODEL_SOUTHASIA
context	-

- addTextLang

Parameter	Specifiable Setting Value
lang	<ul style="list-style-type: none"> • Printer.LANG_EN (default) • Printer.LANG_JA • Printer.LANG_ZH_CN • Printer.LANG_ZH_TW • Printer.LANG_KO • Printer.LANG_TH • Printer.LANG_VI • Printer.PARAM_DEFAULT

- addTextFont

Parameter	Specifiable Setting Value
font	<ul style="list-style-type: none"> • Printer.FONT_A (default) • Printer.FONT_B • Printer.PARAM_DEFAULT

- addTextStyle

Parameter	Specifiable Setting Value
reverse	<ul style="list-style-type: none"> • Printer.TRUE • Printer.FALSE (default) • Printer.PARAM_UNSPECIFIED • Printer.PARAM_DEFAULT
ul	<ul style="list-style-type: none"> • Printer.TRUE • Printer.FALSE (default) • Printer.PARAM_UNSPECIFIED • Printer.PARAM_DEFAULT
em	<ul style="list-style-type: none"> • Printer.TRUE • Printer.FALSE (default) • Printer.PARAM_UNSPECIFIED • Printer.PARAM_DEFAULT
color	<ul style="list-style-type: none"> • Printer.COLOR_1 (default) • Printer.PARAM_UNSPECIFIED • Printer.PARAM_DEFAULT

- addImage

Parameter	Specifiable Setting Value
data	-
x	<ul style="list-style-type: none"> • Integer from 0 to 65534
y	<ul style="list-style-type: none"> • Integer from 0 to 65534
width	<ul style="list-style-type: none"> • Integer from 1 to 65535
height	<ul style="list-style-type: none"> • Integer from 1 to 65535
color	<ul style="list-style-type: none"> • Printer.COLOR_1 • Printer.PARAM_DEFAULT
mode	<ul style="list-style-type: none"> • Printer.MODE_MONO • Printer.MODE_MONO_HIGH_DENSITY • Printer.PARAM_DEFAULT
halftone	<ul style="list-style-type: none"> • Printer.HALFTONE_DITHER • Printer.HALFTONE_ERROR_DIFFUSION • Printer.HALFTONE_THRESHOLD • Printer.PARAM_DEFAULT
brightness	<ul style="list-style-type: none"> • Real number from 0.1 to 10.0 • Printer.PARAM_DEFAULT

Parameter	Specificable Setting Value
compress	<ul style="list-style-type: none"> • Printer.COMPRESS_DEFLATE • Printer.COMPRESS_NONE • Printer.COMPRESS_AUTO • Printer.PARAM_DEFAULT

- addBarcode

Parameter	Specificable Setting Value
data	-
type	<ul style="list-style-type: none"> • Printer.BARCODE_UPC_A • Printer.BARCODE_UPC_E • Printer.BARCODE_EAN13 • Printer.BARCODE_JAN13 • Printer.BARCODE_EAN8 • Printer.BARCODE_JAN8 • Printer.BARCODE_CODE39 • Printer.BARCODE_ITF • Printer.BARCODE_CODABAR • Printer.BARCODE_CODE93 • Printer.BARCODE_CODE128 • Printer.BARCODE_GS1_128 • Printer.BARCODE_GS1_DATABAR_OMNIDIRECTIONAL • Printer.BARCODE_GS1_DATABAR_TRUNCATED • Printer.BARCODE_GS1_DATABAR_LIMITED • Printer.BARCODE_GS1_DATABAR_EXPANDED
hri	<ul style="list-style-type: none"> • Printer.HRI_NONE (default) • Printer.HRI_ABOVE • Printer.HRI_BELOW • Printer.HRI_BOTH • Printer.PARAM_DEFAULT • Printer.PARAM_UNSPECIFIED
font	<ul style="list-style-type: none"> • Printer.FONT_A (default) • Printer.FONT_B • Printer.PARAM_DEFAULT • Printer.PARAM_UNSPECIFIED
width	<ul style="list-style-type: none"> • Integer from 2 to 6 • Printer.PARAM_UNSPECIFIED
height	<ul style="list-style-type: none"> • Integer from 1 to 255 • Printer.PARAM_UNSPECIFIED

- addSymbol

Parameter	Specifiable Setting Value
data	-
type	<ul style="list-style-type: none"> • Printer.SYMBOL_PDF417_STANDARD • Printer.SYMBOL_PDF417_TRUNCATED • Printer.SYMBOL_QRCODE_MODEL_1 • Printer.SYMBOL_QRCODE_MODEL_2 • Printer.SYMBOL_MAXICODE_MODE_2 • Printer.SYMBOL_MAXICODE_MODE_3 • Printer.SYMBOL_MAXICODE_MODE_4 • Printer.SYMBOL_MAXICODE_MODE_5 • Printer.SYMBOL_MAXICODE_MODE_6 • Printer.SYMBOL_GS1_DATABAR_STACKED • Printer.SYMBOL_GS1_DATABAR_STACKED_OMNIDIRECTIONAL • Printer.SYMBOL_GS1_DATABAR_EXPANDED_STACKED
level	<ul style="list-style-type: none"> • Printer.LEVEL_0 • Printer.LEVEL_1 • Printer.LEVEL_2 • Printer.LEVEL_3 • Printer.LEVEL_4 • Printer.LEVEL_5 • Printer.LEVEL_6 • Printer.LEVEL_7 • Printer.LEVEL_8 • Printer.LEVEL_L • Printer.LEVEL_M • Printer.LEVEL_Q • Printer.LEVEL_H • Printer.PARAM_DEFAULT • Printer.PARAM_UNSPECIFIED

- addCut

Parameter	Specifiable Setting Value
type	<ul style="list-style-type: none"> • Printer.CUT_FEED • Printer.CUT_NO_FEED • Printer.PARAM_DEFAULT

- addSound

Parameter	Specifiable Setting Value
pattern	<ul style="list-style-type: none"> • Printer.PATTERN_NONE • Printer.PATTERN_A • Printer.PATTERN_B • Printer.PATTERN_C • Printer.PATTERN_D • Printer.PATTERN_E • Printer.PATTERN_ERROR • Printer.PATTERN_PAPER_EMPTY • Printer.PARAM_DEFAULT
repeat	<ul style="list-style-type: none"> • 1 to 255 • Printer.PARAM_DEFAULT

- setPrinterSetting

Parameter	Specifiable Setting Value
timeout	<ul style="list-style-type: none"> • Integer from 5000 to 600000 • Printer.PARAM_DEFAULT
list	-
type	<ul style="list-style-type: none"> • Printer.Setting.PaperWidth • Printer.Setting.PrintDensity • Printer.Setting.PrintSpeed

Parameter	Specifiable Setting Value
value	<ul style="list-style-type: none"> • Printer.Setting.PaperWidth80_0 • Printer.Setting.PrintDensity70 • Printer.Setting.PrintDensity75 • Printer.Setting.PrintDensity80 • Printer.Setting.PrintDensity85 • Printer.Setting.PrintDensity90 • Printer.Setting.PrintDensity95 • Printer.Setting.PrintDensity100 • Printer.Setting.PrintSpeed1 • Printer.Setting.PrintSpeed2 • Printer.Setting.PrintSpeed3 • Printer.Setting.PrintSpeed4 • Printer.Setting.PrintSpeed5 • Printer.Setting.PrintSpeed6 • Printer.Setting.PrintSpeed7 • Printer.Setting.PrintSpeed8 • Printer.Setting.PrintSpeed9 • Printer.Setting.PrintSpeed10 • Printer.Setting.PrintSpeed11 • Printer.Setting.PrintSpeed12 • Printer.Setting.PrintSpeed13
listener	-

TM-T82III**Printer Specifications**

Item		58mm Specification	80mm Specification
Amount of initial feed		30 dots	
Initial page mode area	Standard mode	420 x 1662 dots	576 x 1662 dots
	42 column mode	378 x 1662 dots	546 x 1662 dots
Maximum page mode area	Standard mode	464 x 3324 dots	639 x 3324 dots
	42 column mode	639 x 3324 dots	
Baseline of Font A		21 dots from the top of the character	
Baseline of Font B		16 dots from the top of the character	

APIs for which restricted parameter setting values can be specified**Printer class**

- Printer

Parameter	Specifiable Setting Value
printerSeries	<ul style="list-style-type: none"> • Printer.TM_T82
lang	<ul style="list-style-type: none"> • Printer.MODEL_ANK • Printer.MODEL_CHINESE • Printer.MODEL_TAIWAN
context	-

- addTextLang

Parameter	Specifiable Setting Value
lang	<ul style="list-style-type: none"> • Printer.LANG_EN (default) • Printer.LANG_JA • Printer.LANG_ZH_CN • Printer.LANG_ZH_TW • Printer.LANG_KO • Printer.LANG_TH • Printer.LANG_VI • Printer.PARAM_DEFAULT

- addTextFont

Parameter	Specifiable Setting Value
font	<ul style="list-style-type: none"> • Printer.FONT_A (default) • Printer.FONT_B • Printer.PARAM_DEFAULT

- addTextStyle

Parameter	Specifiable Setting Value
reverse	<ul style="list-style-type: none"> • Printer.TRUE • Printer.FALSE (default) • Printer.PARAM_UNSPECIFIED • Printer.PARAM_DEFAULT
ul	<ul style="list-style-type: none"> • Printer.TRUE • Printer.FALSE (default) • Printer.PARAM_UNSPECIFIED • Printer.PARAM_DEFAULT
em	<ul style="list-style-type: none"> • Printer.TRUE • Printer.FALSE (default) • Printer.PARAM_UNSPECIFIED • Printer.PARAM_DEFAULT
color	<ul style="list-style-type: none"> • Printer.COLOR_1 (default) • Printer.PARAM_UNSPECIFIED • Printer.PARAM_DEFAULT

- addImage

Parameter	Specifiable Setting Value
data	-
x	<ul style="list-style-type: none"> • Integer from 0 to 65534
y	<ul style="list-style-type: none"> • Integer from 0 to 65534
width	<ul style="list-style-type: none"> • Integer from 1 to 65535
height	<ul style="list-style-type: none"> • Integer from 1 to 65535
color	<ul style="list-style-type: none"> • Printer.COLOR_1 • Printer.PARAM_DEFAULT
mode	<ul style="list-style-type: none"> • Printer.MODE_MONO • Printer.MODE_MONO_HIGH_DENSITY • Printer.PARAM_DEFAULT

Parameter	Specifiable Setting Value
halftone	<ul style="list-style-type: none"> • Printer.HALFTONE_DITHER • Printer.HALFTONE_ERROR_DIFFUSION • Printer.HALFTONE_THRESHOLD • Printer.PARAM_DEFAULT
brightness	<ul style="list-style-type: none"> • Real number from 0.1 to 10.0 • Printer.PARAM_DEFAULT
compress	<ul style="list-style-type: none"> • Printer.COMPRESS_DEFLATE • Printer.COMPRESS_NONE • Printer.COMPRESS_AUTO • Printer.PARAM_DEFAULT

- addBarcode

Parameter	Specifiable Setting Value
data	-
type	<ul style="list-style-type: none"> • Printer.BARCODE_UPC_A • Printer.BARCODE_UPC_E • Printer.BARCODE_EAN13 • Printer.BARCODE_JAN13 • Printer.BARCODE_EAN8 • Printer.BARCODE_JAN8 • Printer.BARCODE_CODE39 • Printer.BARCODE_ITF • Printer.BARCODE_CODABAR • Printer.BARCODE_CODE93 • Printer.BARCODE_CODE128 • Printer.BARCODE_GS1_128 • Printer.BARCODE_GS1_DATABAR_OMNIDIRECTIONAL • Printer.BARCODE_GS1_DATABAR_TRUNCATED • Printer.BARCODE_GS1_DATABAR_LIMITED • Printer.BARCODE_GS1_DATABAR_EXPANDED
hri	<ul style="list-style-type: none"> • Printer.HRI_NONE (default) • Printer.HRI_ABOVE • Printer.HRI_BELOW • Printer.HRI_BOTH • Printer.PARAM_DEFAULT • Printer.PARAM_UNSPECIFIED
font	<ul style="list-style-type: none"> • Printer.FONT_A (default) • Printer.FONT_B • Printer.PARAM_DEFAULT • Printer.PARAM_UNSPECIFIED

Parameter	Specifiable Setting Value
width	<ul style="list-style-type: none"> Integer from 2 to 6 Printer.PARAM_UNSPECIFIED
height	<ul style="list-style-type: none"> Integer from 1 to 255 Printer.PARAM_UNSPECIFIED

- addSymbol

Parameter	Specifiable Setting Value
data	-
type	<ul style="list-style-type: none"> Printer.SYMBOL_PDF417_STANDARD Printer.SYMBOL_PDF417_TRUNCATED Printer.SYMBOL_QRCODE_MODEL_1 Printer.SYMBOL_QRCODE_MODEL_2 Printer.SYMBOL_MAXICODE_MODE_2 Printer.SYMBOL_MAXICODE_MODE_3 Printer.SYMBOL_MAXICODE_MODE_4 Printer.SYMBOL_MAXICODE_MODE_5 Printer.SYMBOL_MAXICODE_MODE_6 Printer.SYMBOL_GS1_DATABAR_STACKED Printer.SYMBOL_GS1_DATABAR_STACKED_OMNIDIRECTIONAL Printer.SYMBOL_GS1_DATABAR_EXPANDED_STACKED Printer.SYMBOL_AZTECCODE_FULLRANGE Printer.SYMBOL_AZTECCODE_COMPACT Printer.SYMBOL_DATAMATRIX_SQUARE Printer.SYMBOL_DATAMATRIX_RECTANGLE_8 Printer.SYMBOL_DATAMATRIX_RECTANGLE_12 Printer.SYMBOL_DATAMATRIX_RECTANGLE_16

Parameter	Specifiable Setting Value
level	<ul style="list-style-type: none"> • Printer.LEVEL_0 • Printer.LEVEL_1 • Printer.LEVEL_2 • Printer.LEVEL_3 • Printer.LEVEL_4 • Printer.LEVEL_5 • Printer.LEVEL_6 • Printer.LEVEL_7 • Printer.LEVEL_8 • Printer.LEVEL_L • Printer.LEVEL_M • Printer.LEVEL_Q • Printer.LEVEL_H • Integer from 5 to 95 • Printer.PARAM_DEFAULT • Printer.PARAM_UNSPECIFIED

- addCut

Parameter	Specifiable Setting Value
type	<ul style="list-style-type: none"> • Printer.CUT_FEED • Printer.CUT_NO_FEED • Printer.PARAM_DEFAULT

- addSound

Parameter	Specifiable Setting Value
pattern	<ul style="list-style-type: none"> • Printer.PATTERN_NONE • Printer.PATTERN_A • Printer.PATTERN_B • Printer.PATTERN_C • Printer.PATTERN_D • Printer.PATTERN_E • Printer.PATTERN_ERROR • Printer.PATTERN_PAPER_EMPTY • Printer.PARAM_DEFAULT
repeat	<ul style="list-style-type: none"> • 1 to 255 • Printer.PARAM_DEFAULT

- setPrinterSetting

Parameter	Specifiable Setting Value
timeout	<ul style="list-style-type: none"> • Integer from 5000 to 600000 • Printer.PARAM_DEFAULT

Parameter	Specifiable Setting Value
list	-
type	<ul style="list-style-type: none"> • Printer.Setting.PaperWidth • Printer.Setting.PrintDensity • Printer.Setting.PrintSpeed
value	<ul style="list-style-type: none"> • Printer.Setting.PaperWidth58_0 • Printer.Setting.PaperWidth80_0 • Printer.Setting.PrintDensity70 • Printer.Setting.PrintDensity75 • Printer.Setting.PrintDensity80 • Printer.Setting.PrintDensity85 • Printer.Setting.PrintDensity90 • Printer.Setting.PrintDensity95 • Printer.Setting.PrintDensity100 • Printer.Setting.PrintSpeed1 • Printer.Setting.PrintSpeed2 • Printer.Setting.PrintSpeed3 • Printer.Setting.PrintSpeed4 • Printer.Setting.PrintSpeed5 • Printer.Setting.PrintSpeed6 • Printer.Setting.PrintSpeed7 • Printer.Setting.PrintSpeed8 • Printer.Setting.PrintSpeed9 • Printer.Setting.PrintSpeed10 • Printer.Setting.PrintSpeed11 • Printer.Setting.PrintSpeed12 • Printer.Setting.PrintSpeed13
listener	-

TM-T82IIIL**Printer Specifications**

Item	80mm Specification
Amount of initial feed	30 dots
Initial page mode area	576 x 831 dots
Maximum page mode area	576 x 1662 dots
Baseline of Font A	21 dots from the top of the character
Baseline of Font B	16 dots from the top of the character

APIs for which restricted parameter setting values can be specified**Printer class**

- Printer

Parameter	Specificable Setting Value
printerSeries	<ul style="list-style-type: none"> • Printer.TM_T82
lang	<ul style="list-style-type: none"> • Printer.MODEL_ANK
context	-

- addTextLang

Parameter	Specificable Setting Value
lang	<ul style="list-style-type: none"> • Printer.LANG_EN (default) • Printer.LANG_JA • Printer.LANG_ZH_CN • Printer.LANG_ZH_TW • Printer.LANG_KO • Printer.LANG_TH • Printer.LANG_VI • Printer.PARAM_DEFAULT

- addTextFont

Parameter	Specificable Setting Value
font	<ul style="list-style-type: none"> • Printer.FONT_A (default) • Printer.FONT_B • Printer.PARAM_DEFAULT

- addTextStyle

Parameter	Specifiable Setting Value
reverse	<ul style="list-style-type: none"> • Printer.TRUE • Printer.FALSE (default) • Printer.PARAM_UNSPECIFIED • Printer.PARAM_DEFAULT
ul	<ul style="list-style-type: none"> • Printer.TRUE • Printer.FALSE (default) • Printer.PARAM_UNSPECIFIED • Printer.PARAM_DEFAULT
em	<ul style="list-style-type: none"> • Printer.TRUE • Printer.FALSE (default) • Printer.PARAM_UNSPECIFIED • Printer.PARAM_DEFAULT
color	<ul style="list-style-type: none"> • Printer.COLOR_1 (default) • Printer.PARAM_UNSPECIFIED • Printer.PARAM_DEFAULT

- addImage

Parameter	Specifiable Setting Value
data	-
x	<ul style="list-style-type: none"> • Integer from 0 to 65534
y	<ul style="list-style-type: none"> • Integer from 0 to 65534
width	<ul style="list-style-type: none"> • Integer from 1 to 65535
height	<ul style="list-style-type: none"> • Integer from 1 to 65535
color	<ul style="list-style-type: none"> • Printer.COLOR_1 • Printer.PARAM_DEFAULT
mode	<ul style="list-style-type: none"> • Printer.MODE_MONO • Printer.MODE_MONO_HIGH_DENSITY • Printer.PARAM_DEFAULT
halftone	<ul style="list-style-type: none"> • Printer.HALFTONE_DITHER • Printer.HALFTONE_ERROR_DIFFUSION • Printer.HALFTONE_THRESHOLD • Printer.PARAM_DEFAULT
brightness	<ul style="list-style-type: none"> • Real number from 0.1 to 10.0 • Printer.PARAM_DEFAULT

Parameter	Specificable Setting Value
compress	<ul style="list-style-type: none"> • Printer.COMPRESS_DEFLATE • Printer.COMPRESS_NONE • Printer.COMPRESS_AUTO • Printer.PARAM_DEFAULT

- addBarcode

Parameter	Specificable Setting Value
data	-
type	<ul style="list-style-type: none"> • Printer.BARCODE_UPC_A • Printer.BARCODE_UPC_E • Printer.BARCODE_EAN13 • Printer.BARCODE_JAN13 • Printer.BARCODE_EAN8 • Printer.BARCODE_JAN8 • Printer.BARCODE_CODE39 • Printer.BARCODE_ITF • Printer.BARCODE_CODABAR • Printer.BARCODE_CODE93 • Printer.BARCODE_CODE128 • Printer.BARCODE_GS1_128 • Printer.BARCODE_GS1_DATABAR_OMNIDIRECTIONAL • Printer.BARCODE_GS1_DATABAR_TRUNCATED • Printer.BARCODE_GS1_DATABAR_LIMITED • Printer.BARCODE_GS1_DATABAR_EXPANDED
hri	<ul style="list-style-type: none"> • Printer.HRI_NONE (default) • Printer.HRI_ABOVE • Printer.HRI_BELOW • Printer.HRI_BOTH • Printer.PARAM_DEFAULT • Printer.PARAM_UNSPECIFIED
font	<ul style="list-style-type: none"> • Printer.FONT_A (default) • Printer.FONT_B • Printer.PARAM_DEFAULT • Printer.PARAM_UNSPECIFIED
width	<ul style="list-style-type: none"> • Integer from 2 to 6 • Printer.PARAM_UNSPECIFIED
height	<ul style="list-style-type: none"> • Integer from 1 to 255 • Printer.PARAM_UNSPECIFIED

- addSymbol

Parameter	Specifiable Setting Value
data	-
type	<ul style="list-style-type: none"> • Printer.SYMBOL_PDF417_STANDARD • Printer.SYMBOL_PDF417_TRUNCATED • Printer.SYMBOL_QRCODE_MODEL_1 • Printer.SYMBOL_QRCODE_MODEL_2 • Printer.SYMBOL_MAXICODE_MODE_2 • Printer.SYMBOL_MAXICODE_MODE_3 • Printer.SYMBOL_MAXICODE_MODE_4 • Printer.SYMBOL_MAXICODE_MODE_5 • Printer.SYMBOL_MAXICODE_MODE_6 • Printer.SYMBOL_GS1_DATABAR_STACKED • Printer.SYMBOL_GS1_DATABAR_STACKED_OMNIDIRECTIONAL • Printer.SYMBOL_GS1_DATABAR_EXPANDED_STACKED
level	<ul style="list-style-type: none"> • Printer.LEVEL_0 • Printer.LEVEL_1 • Printer.LEVEL_2 • Printer.LEVEL_3 • Printer.LEVEL_4 • Printer.LEVEL_5 • Printer.LEVEL_6 • Printer.LEVEL_7 • Printer.LEVEL_8 • Printer.LEVEL_L • Printer.LEVEL_M • Printer.LEVEL_Q • Printer.LEVEL_H • Printer.PARAM_DEFAULT • Printer.PARAM_UNSPECIFIED

- addCut

Parameter	Specifiable Setting Value
type	<ul style="list-style-type: none"> • Printer.CUT_FEED • Printer.CUT_NO_FEED • Printer.PARAM_DEFAULT

- addSound

Parameter	Specifiable Setting Value
pattern	<ul style="list-style-type: none"> • Printer.PATTERN_NONE • Printer.PATTERN_A • Printer.PATTERN_B • Printer.PATTERN_C • Printer.PATTERN_D • Printer.PATTERN_E • Printer.PATTERN_ERROR • Printer.PATTERN_PAPER_EMPTY • Printer.PARAM_DEFAULT
repeat	<ul style="list-style-type: none"> • 1 to 255 • Printer.PARAM_DEFAULT

- setPrinterSetting

Parameter	Specifiable Setting Value
timeout	<ul style="list-style-type: none"> • Integer from 5000 to 600000 • Printer.PARAM_DEFAULT
list	-
type	<ul style="list-style-type: none"> • Printer.Setting.PaperWidth • Printer.Setting.PrintDensity • Printer.Setting.PrintSpeed

Parameter	Specifiable Setting Value
value	<ul style="list-style-type: none"> • Printer.Setting.PaperWidth80_0 • Printer.Setting.PrintDensity70 • Printer.Setting.PrintDensity75 • Printer.Setting.PrintDensity80 • Printer.Setting.PrintDensity85 • Printer.Setting.PrintDensity90 • Printer.Setting.PrintDensity95 • Printer.Setting.PrintDensity100 • Printer.Setting.PrintSpeed1 • Printer.Setting.PrintSpeed2 • Printer.Setting.PrintSpeed3 • Printer.Setting.PrintSpeed4 • Printer.Setting.PrintSpeed5 • Printer.Setting.PrintSpeed6 • Printer.Setting.PrintSpeed7 • Printer.Setting.PrintSpeed8 • Printer.Setting.PrintSpeed9 • Printer.Setting.PrintSpeed10 • Printer.Setting.PrintSpeed11 • Printer.Setting.PrintSpeed12 • Printer.Setting.PrintSpeed13
listener	-

TM-T82IV**Printer Specifications**

Item		58mm Specification	80mm Specification
Amount of initial feed		30 dots	
Initial page mode area	Standard mode	420 x 1662 dots	576 x 1662 dots
	42 column mode	378 x 1662 dots	546 x 1662 dots
Maximum page mode area	Standard mode	420 x 1662 dots	576 x 1662 dots
	42 column mode	378 x 1662 dots	546 x 1662 dots
Baseline of Font A		21 dots from the top of the character	
Baseline of Font B		16 dots from the top of the character	

APIs for which restricted parameter setting values can be specified**Printer class**

- Printer

Parameter	Specifiable Setting Value
printerSeries	<ul style="list-style-type: none"> • Printer.TM_T82
lang	<ul style="list-style-type: none"> • Printer.MODEL_ANK • Printer.MODEL_CHINESE • Printer.MODEL_TAIWAN • Printer.MODEL_SOUTHASIA
context	-

- addTextLang

Parameter	Specifiable Setting Value
lang	<ul style="list-style-type: none"> • Printer.LANG_EN (default) • Printer.LANG_JA • Printer.LANG_ZH_CN • Printer.LANG_ZH_TW • Printer.LANG_KO • Printer.LANG_TH • Printer.LANG_VI • Printer.PARAM_DEFAULT

- addTextFont

Parameter	Specifiable Setting Value
font	<ul style="list-style-type: none"> • Printer.FONT_A (default) • Printer.FONT_B • Printer.PARAM_DEFAULT

- addTextStyle

Parameter	Specifiable Setting Value
reverse	<ul style="list-style-type: none"> • Printer.TRUE • Printer.FALSE (default) • Printer.PARAM_UNSPECIFIED • Printer.PARAM_DEFAULT
ul	<ul style="list-style-type: none"> • Printer.TRUE • Printer.FALSE (default) • Printer.PARAM_UNSPECIFIED • Printer.PARAM_DEFAULT
em	<ul style="list-style-type: none"> • Printer.TRUE • Printer.FALSE (default) • Printer.PARAM_UNSPECIFIED • Printer.PARAM_DEFAULT
color	<ul style="list-style-type: none"> • Printer.COLOR_1 (default) • Printer.PARAM_UNSPECIFIED • Printer.PARAM_DEFAULT

- addImage

Parameter	Specifiable Setting Value
data	-
x	<ul style="list-style-type: none"> • Integer from 0 to 65534
y	<ul style="list-style-type: none"> • Integer from 0 to 65534
width	<ul style="list-style-type: none"> • Integer from 1 to 65535
height	<ul style="list-style-type: none"> • Integer from 1 to 65535
color	<ul style="list-style-type: none"> • Printer.COLOR_1 • Printer.PARAM_DEFAULT
mode	<ul style="list-style-type: none"> • Printer.MODE_MONO • Printer.MODE_MONO_HIGH_DENSITY • Printer.PARAM_DEFAULT

Parameter	Specifiable Setting Value
halftone	<ul style="list-style-type: none"> • Printer.HALFTONE_DITHER • Printer.HALFTONE_ERROR_DIFFUSION • Printer.HALFTONE_THRESHOLD • Printer.PARAM_DEFAULT
brightness	<ul style="list-style-type: none"> • Real number from 0.1 to 10.0 • Printer.PARAM_DEFAULT
compress	<ul style="list-style-type: none"> • Printer.COMPRESS_DEFLATE • Printer.COMPRESS_NONE • Printer.COMPRESS_AUTO • Printer.PARAM_DEFAULT

- addBarcode

Parameter	Specifiable Setting Value
data	-
type	<ul style="list-style-type: none"> • Printer.BARCODE_UPC_A • Printer.BARCODE_UPC_E • Printer.BARCODE_EAN13 • Printer.BARCODE_JAN13 • Printer.BARCODE_EAN8 • Printer.BARCODE_JAN8 • Printer.BARCODE_CODE39 • Printer.BARCODE_ITF • Printer.BARCODE_CODABAR • Printer.BARCODE_CODE93 • Printer.BARCODE_CODE128 • Printer.BARCODE_CODE128_AUTO • Printer.BARCODE_GS1_128 • Printer.BARCODE_GS1_DATABAR_OMNIDIRECTIONAL • Printer.BARCODE_GS1_DATABAR_TRUNCATED • Printer.BARCODE_GS1_DATABAR_LIMITED • Printer.BARCODE_GS1_DATABAR_EXPANDED
hri	<ul style="list-style-type: none"> • Printer.HRI_NONE (default) • Printer.HRI_ABOVE • Printer.HRI_BELOW • Printer.HRI_BOTH • Printer.PARAM_DEFAULT • Printer.PARAM_UNSPECIFIED
font	<ul style="list-style-type: none"> • Printer.FONT_A (default) • Printer.FONT_B • Printer.PARAM_DEFAULT • Printer.PARAM_UNSPECIFIED

Parameter	Specifiable Setting Value
width	<ul style="list-style-type: none"> Integer from 2 to 6 Printer.PARAM_UNSPECIFIED
height	<ul style="list-style-type: none"> Integer from 1 to 255 Printer.PARAM_UNSPECIFIED

- addSymbol

Parameter	Specifiable Setting Value
data	-
type	<ul style="list-style-type: none"> Printer.SYMBOL_PDF417_STANDARD Printer.SYMBOL_PDF417_TRUNCATED Printer.SYMBOL_QRCODE_MODEL_1 Printer.SYMBOL_QRCODE_MODEL_2 Printer.SYMBOL_MAXICODE_MODE_2 Printer.SYMBOL_MAXICODE_MODE_3 Printer.SYMBOL_MAXICODE_MODE_4 Printer.SYMBOL_MAXICODE_MODE_5 Printer.SYMBOL_MAXICODE_MODE_6 Printer.SYMBOL_GS1_DATABAR_STACKED Printer.SYMBOL_GS1_DATABAR_STACKED_OMNIDIRECTIONAL Printer.SYMBOL_GS1_DATABAR_EXPANDED_STACKED Printer.SYMBOL_AZTECCODE_FULLRANGE Printer.SYMBOL_AZTECCODE_COMPACT Printer.SYMBOL_DATAMATRIX_SQUARE Printer.SYMBOL_DATAMATRIX_RECTANGLE_8 Printer.SYMBOL_DATAMATRIX_RECTANGLE_12 Printer.SYMBOL_DATAMATRIX_RECTANGLE_16

Parameter	Specificable Setting Value
level	<ul style="list-style-type: none"> • Printer.LEVEL_0 • Printer.LEVEL_1 • Printer.LEVEL_2 • Printer.LEVEL_3 • Printer.LEVEL_4 • Printer.LEVEL_5 • Printer.LEVEL_6 • Printer.LEVEL_7 • Printer.LEVEL_8 • Printer.LEVEL_L • Printer.LEVEL_M • Printer.LEVEL_Q • Printer.LEVEL_H • Integer from 5 to 95 • Printer.PARAM_DEFAULT • Printer.PARAM_UNSPECIFIED

- addCut

Parameter	Specificable Setting Value
type	<ul style="list-style-type: none"> • Printer.CUT_FEED • Printer.CUT_NO_FEED • Printer.PARAM_DEFAULT

- addSound

Parameter	Specificable Setting Value
pattern	<ul style="list-style-type: none"> • Printer.PATTERN_NONE • Printer.PATTERN_A • Printer.PATTERN_B • Printer.PATTERN_C • Printer.PATTERN_D • Printer.PATTERN_E • Printer.PATTERN_ERROR • Printer.PATTERN_PAPER_EMPTY • Printer.PARAM_DEFAULT
repeat	<ul style="list-style-type: none"> • 1 to 255 • Printer.PARAM_DEFAULT

- setPrinterSetting

Parameter	Specificable Setting Value
timeout	<ul style="list-style-type: none"> • Integer from 5000 to 600000 • Printer.PARAM_DEFAULT

Parameter	Specifiable Setting Value
list	-
type	<ul style="list-style-type: none"> • Printer.Setting.PaperWidth • Printer.Setting.PrintDensity • Printer.Setting.PrintSpeed
value	<ul style="list-style-type: none"> • Printer.Setting.PaperWidth58_0 • Printer.Setting.PaperWidth80_0 • Printer.Setting.PrintDensity85 • Printer.Setting.PrintDensity90 • Printer.Setting.PrintDensity95 • Printer.Setting.PrintDensity100 • Printer.Setting.PrintDensity105 • Printer.Setting.PrintDensity110 • Printer.Setting.PrintDensity115 • Printer.Setting.PrintSpeed1 • Printer.Setting.PrintSpeed2 • Printer.Setting.PrintSpeed3 • Printer.Setting.PrintSpeed4 • Printer.Setting.PrintSpeed5 • Printer.Setting.PrintSpeed6 • Printer.Setting.PrintSpeed7 • Printer.Setting.PrintSpeed8 • Printer.Setting.PrintSpeed9 • Printer.Setting.PrintSpeed10 • Printer.Setting.PrintSpeed11 • Printer.Setting.PrintSpeed12 • Printer.Setting.PrintSpeed13
listener	-

Reference information

TM-T82IV supports CODE 128 auto of addBarcode API, which is not supported by TM-T82III.

TM-T82IV-L**Printer Specifications**

Item	80mm Specification
Amount of initial feed	30 dots
Initial page mode area	576 x 831 dots
Maximum page mode area	576 x 1662 dots
Baseline of Font A	21 dots from the top of the character
Baseline of Font B	16 dots from the top of the character

APIs for which restricted parameter setting values can be specified**Printer class**

- Printer

Parameter	Specificable Setting Value
printerSeries	<ul style="list-style-type: none"> • Printer.TM_T82
lang	<ul style="list-style-type: none"> • Printer.MODEL_ANK
context	-

- addTextLang

Parameter	Specificable Setting Value
lang	<ul style="list-style-type: none"> • Printer.LANG_EN (default) • Printer.LANG_JA • Printer.LANG_ZH_CN • Printer.LANG_ZH_TW • Printer.LANG_KO • Printer.LANG_TH • Printer.LANG_VI • Printer.PARAM_DEFAULT

- addTextFont

Parameter	Specificable Setting Value
font	<ul style="list-style-type: none"> • Printer.FONT_A (default) • Printer.FONT_B • Printer.PARAM_DEFAULT

- addTextStyle

Parameter	Specifiable Setting Value
reverse	<ul style="list-style-type: none"> • Printer.TRUE • Printer.FALSE (default) • Printer.PARAM_UNSPECIFIED • Printer.PARAM_DEFAULT
ul	<ul style="list-style-type: none"> • Printer.TRUE • Printer.FALSE (default) • Printer.PARAM_UNSPECIFIED • Printer.PARAM_DEFAULT
em	<ul style="list-style-type: none"> • Printer.TRUE • Printer.FALSE (default) • Printer.PARAM_UNSPECIFIED • Printer.PARAM_DEFAULT
color	<ul style="list-style-type: none"> • Printer.COLOR_1 (default) • Printer.PARAM_UNSPECIFIED • Printer.PARAM_DEFAULT

- addImage

Parameter	Specifiable Setting Value
data	-
x	<ul style="list-style-type: none"> • Integer from 0 to 65534
y	<ul style="list-style-type: none"> • Integer from 0 to 65534
width	<ul style="list-style-type: none"> • Integer from 1 to 65535
height	<ul style="list-style-type: none"> • Integer from 1 to 65535
color	<ul style="list-style-type: none"> • Printer.COLOR_1 • Printer.PARAM_DEFAULT
mode	<ul style="list-style-type: none"> • Printer.MODE_MONO • Printer.MODE_MONO_HIGH_DENSITY • Printer.PARAM_DEFAULT
halftone	<ul style="list-style-type: none"> • Printer.HALFTONE_DITHER • Printer.HALFTONE_ERROR_DIFFUSION • Printer.HALFTONE_THRESHOLD • Printer.PARAM_DEFAULT
brightness	<ul style="list-style-type: none"> • Real number from 0.1 to 10.0 • Printer.PARAM_DEFAULT

Parameter	Specifiable Setting Value
compress	<ul style="list-style-type: none"> • Printer.COMPRESS_DEFLATE • Printer.COMPRESS_NONE • Printer.COMPRESS_AUTO • Printer.PARAM_DEFAULT

- addBarcode

Parameter	Specifiable Setting Value
data	-
type	<ul style="list-style-type: none"> • Printer.BARCODE_UPC_A • Printer.BARCODE_UPC_E • Printer.BARCODE_EAN13 • Printer.BARCODE_JAN13 • Printer.BARCODE_EAN8 • Printer.BARCODE_JAN8 • Printer.BARCODE_CODE39 • Printer.BARCODE_ITF • Printer.BARCODE_CODABAR • Printer.BARCODE_CODE93 • Printer.BARCODE_CODE128 • Printer.BARCODE_CODE128_AUTO • Printer.BARCODE_GS1_128 • Printer.BARCODE_GS1_DATABAR_OMNIDIRECTIONAL • Printer.BARCODE_GS1_DATABAR_TRUNCATED • Printer.BARCODE_GS1_DATABAR_LIMITED • Printer.BARCODE_GS1_DATABAR_EXPANDED
hri	<ul style="list-style-type: none"> • Printer.HRI_NONE (default) • Printer.HRI_ABOVE • Printer.HRI_BELOW • Printer.HRI_BOTH • Printer.PARAM_DEFAULT • Printer.PARAM_UNSPECIFIED
font	<ul style="list-style-type: none"> • Printer.FONT_A (default) • Printer.FONT_B • Printer.PARAM_DEFAULT • Printer.PARAM_UNSPECIFIED
width	<ul style="list-style-type: none"> • Integer from 2 to 6 • Printer.PARAM_UNSPECIFIED
height	<ul style="list-style-type: none"> • Integer from 1 to 255 • Printer.PARAM_UNSPECIFIED

- addSymbol

Parameter	Specifiable Setting Value
data	-
type	<ul style="list-style-type: none"> • Printer.SYMBOL_PDF417_STANDARD • Printer.SYMBOL_PDF417_TRUNCATED • Printer.SYMBOL_QRCODE_MODEL_1 • Printer.SYMBOL_QRCODE_MODEL_2 • Printer.SYMBOL_MAXICODE_MODE_2 • Printer.SYMBOL_MAXICODE_MODE_3 • Printer.SYMBOL_MAXICODE_MODE_4 • Printer.SYMBOL_MAXICODE_MODE_5 • Printer.SYMBOL_MAXICODE_MODE_6 • Printer.SYMBOL_GS1_DATABAR_STACKED • Printer.SYMBOL_GS1_DATABAR_STACKED_OMNIDIRECTIONAL • Printer.SYMBOL_GS1_DATABAR_EXPANDED_STACKED
level	<ul style="list-style-type: none"> • Printer.LEVEL_0 • Printer.LEVEL_1 • Printer.LEVEL_2 • Printer.LEVEL_3 • Printer.LEVEL_4 • Printer.LEVEL_5 • Printer.LEVEL_6 • Printer.LEVEL_7 • Printer.LEVEL_8 • Printer.LEVEL_L • Printer.LEVEL_M • Printer.LEVEL_Q • Printer.LEVEL_H • Printer.PARAM_DEFAULT • Printer.PARAM_UNSPECIFIED

- addCut

Parameter	Specifiable Setting Value
type	<ul style="list-style-type: none"> • Printer.CUT_FEED • Printer.CUT_NO_FEED • Printer.PARAM_DEFAULT

- addSound

Parameter	Specifiable Setting Value
pattern	<ul style="list-style-type: none"> • Printer.PATTERN_NONE • Printer.PATTERN_A • Printer.PATTERN_B • Printer.PATTERN_C • Printer.PATTERN_D • Printer.PATTERN_E • Printer.PATTERN_ERROR • Printer.PATTERN_PAPER_EMPTY • Printer.PARAM_DEFAULT
repeat	<ul style="list-style-type: none"> • 1 to 255 • Printer.PARAM_DEFAULT

- setPrinterSetting

Parameter	Specifiable Setting Value
timeout	<ul style="list-style-type: none"> • Integer from 5000 to 600000 • Printer.PARAM_DEFAULT
list	-
type	<ul style="list-style-type: none"> • Printer.Setting.PaperWidth • Printer.Setting.PrintDensity • Printer.Setting.PrintSpeed

Parameter	Specifiable Setting Value
value	<ul style="list-style-type: none"> • Printer.Setting.PaperWidth80_0 • Printer.Setting.PrintDensity70 • Printer.Setting.PrintDensity75 • Printer.Setting.PrintDensity80 • Printer.Setting.PrintDensity85 • Printer.Setting.PrintDensity90 • Printer.Setting.PrintDensity95 • Printer.Setting.PrintDensity100 • Printer.Setting.PrintSpeed1 • Printer.Setting.PrintSpeed2 • Printer.Setting.PrintSpeed3 • Printer.Setting.PrintSpeed4 • Printer.Setting.PrintSpeed5 • Printer.Setting.PrintSpeed6 • Printer.Setting.PrintSpeed7 • Printer.Setting.PrintSpeed8 • Printer.Setting.PrintSpeed9 • Printer.Setting.PrintSpeed10 • Printer.Setting.PrintSpeed11 • Printer.Setting.PrintSpeed12 • Printer.Setting.PrintSpeed13
listener	-

Reference information

TM-T82IV-L supports CODE 128 auto of addBarcode API, which is not supported by TM-T82IIIL.

TM-T82X**Printer Specifications**

Item	58mm Specification	80mm Specification
Amount of initial feed	30 dots	
Initial page mode area	420 x 831 dots	576 x 831 dots
Maximum page mode area	420 x 1662 dots	576 x 1662 dots
Baseline of Font A	21 dots from the top of the character	
Baseline of Font B	16 dots from the top of the character	

APIs for which restricted parameter setting values can be specified**Printer class**

- Printer

Parameter	Specifiable Setting Value
printerSeries	<ul style="list-style-type: none"> • Printer.TM_T82
lang	<ul style="list-style-type: none"> • Printer.MODEL_ANK • Printer.MODEL_CHINESE • Printer.MODEL_TAIWAN • Printer.MODEL_SOUTHASIA
context	-

- addTextLang

Parameter	Specifiable Setting Value
lang	<ul style="list-style-type: none"> • Printer.LANG_EN (default) • Printer.LANG_JA • Printer.LANG_ZH_CN • Printer.LANG_ZH_TW • Printer.LANG_KO • Printer.LANG_TH • Printer.LANG_VI • Printer.PARAM_DEFAULT

- addTextFont

Parameter	Specifiable Setting Value
font	<ul style="list-style-type: none"> • Printer.FONT_A (default) • Printer.FONT_B • Printer.PARAM_DEFAULT

- addTextStyle

Parameter	Specifiable Setting Value
reverse	<ul style="list-style-type: none"> • Printer.TRUE • Printer.FALSE (default) • Printer.PARAM_UNSPECIFIED • Printer.PARAM_DEFAULT
ul	<ul style="list-style-type: none"> • Printer.TRUE • Printer.FALSE (default) • Printer.PARAM_UNSPECIFIED • Printer.PARAM_DEFAULT
em	<ul style="list-style-type: none"> • Printer.TRUE • Printer.FALSE (default) • Printer.PARAM_UNSPECIFIED • Printer.PARAM_DEFAULT
color	<ul style="list-style-type: none"> • Printer.COLOR_1 (default) • Printer.PARAM_UNSPECIFIED • Printer.PARAM_DEFAULT

- addImage

Parameter	Specifiable Setting Value
data	-
x	<ul style="list-style-type: none"> • Integer from 0 to 65534
y	<ul style="list-style-type: none"> • Integer from 0 to 65534
width	<ul style="list-style-type: none"> • Integer from 1 to 65535
height	<ul style="list-style-type: none"> • Integer from 1 to 65535
color	<ul style="list-style-type: none"> • Printer.COLOR_1 • Printer.PARAM_DEFAULT
mode	<ul style="list-style-type: none"> • Printer.MODE_MONO • Printer.MODE_MONO_HIGH_DENSITY • Printer.PARAM_DEFAULT
halftone	<ul style="list-style-type: none"> • Printer.HALFTONE_DITHER • Printer.HALFTONE_ERROR_DIFFUSION • Printer.HALFTONE_THRESHOLD • Printer.PARAM_DEFAULT
brightness	<ul style="list-style-type: none"> • Real number from 0.1 to 10.0 • Printer.PARAM_DEFAULT

Parameter	Specificable Setting Value
compress	<ul style="list-style-type: none"> • Printer.COMPRESS_DEFLATE • Printer.COMPRESS_NONE • Printer.COMPRESS_AUTO • Printer.PARAM_DEFAULT

- addBarcode

Parameter	Specificable Setting Value
data	-
type	<ul style="list-style-type: none"> • Printer.BARCODE_UPC_A • Printer.BARCODE_UPC_E • Printer.BARCODE_EAN13 • Printer.BARCODE_JAN13 • Printer.BARCODE_EAN8 • Printer.BARCODE_JAN8 • Printer.BARCODE_CODE39 • Printer.BARCODE_ITF • Printer.BARCODE_CODABAR • Printer.BARCODE_CODE93 • Printer.BARCODE_CODE128 • Printer.BARCODE_GS1_128 • Printer.BARCODE_GS1_DATABAR_OMNIDIRECTIONAL • Printer.BARCODE_GS1_DATABAR_TRUNCATED • Printer.BARCODE_GS1_DATABAR_LIMITED • Printer.BARCODE_GS1_DATABAR_EXPANDED
hri	<ul style="list-style-type: none"> • Printer.HRI_NONE (default) • Printer.HRI_ABOVE • Printer.HRI_BELOW • Printer.HRI_BOTH • Printer.PARAM_DEFAULT • Printer.PARAM_UNSPECIFIED
font	<ul style="list-style-type: none"> • Printer.FONT_A (default) • Printer.FONT_B • Printer.PARAM_DEFAULT • Printer.PARAM_UNSPECIFIED
width	<ul style="list-style-type: none"> • Integer from 2 to 6 • Printer.PARAM_UNSPECIFIED
height	<ul style="list-style-type: none"> • Integer from 1 to 255 • Printer.PARAM_UNSPECIFIED

- addSymbol

Parameter	Specifiable Setting Value
data	-
type	<ul style="list-style-type: none"> • Printer.SYMBOL_PDF417_STANDARD • Printer.SYMBOL_PDF417_TRUNCATED • Printer.SYMBOL_QRCODE_MODEL_1 • Printer.SYMBOL_QRCODE_MODEL_2 • Printer.SYMBOL_MAXICODE_MODE_2 • Printer.SYMBOL_MAXICODE_MODE_3 • Printer.SYMBOL_MAXICODE_MODE_4 • Printer.SYMBOL_MAXICODE_MODE_5 • Printer.SYMBOL_MAXICODE_MODE_6 • Printer.SYMBOL_GS1_DATABAR_STACKED • Printer.SYMBOL_GS1_DATABAR_STACKED_OMNIDIRECTIONAL • Printer.SYMBOL_GS1_DATABAR_EXPANDED_STACKED
level	<ul style="list-style-type: none"> • Printer.LEVEL_0 • Printer.LEVEL_1 • Printer.LEVEL_2 • Printer.LEVEL_3 • Printer.LEVEL_4 • Printer.LEVEL_5 • Printer.LEVEL_6 • Printer.LEVEL_7 • Printer.LEVEL_8 • Printer.LEVEL_L • Printer.LEVEL_M • Printer.LEVEL_Q • Printer.LEVEL_H • Printer.PARAM_DEFAULT • Printer.PARAM_UNSPECIFIED

- addCut

Parameter	Specifiable Setting Value
type	<ul style="list-style-type: none"> • Printer.CUT_FEED • Printer.CUT_NO_FEED • Printer.PARAM_DEFAULT

- addSound

Parameter	Specifiable Setting Value
pattern	<ul style="list-style-type: none">• Printer.PATTERN_NONE• Printer.PATTERN_A• Printer.PATTERN_B• Printer.PATTERN_C• Printer.PATTERN_D• Printer.PATTERN_E• Printer.PATTERN_ERROR• Printer.PATTERN_PAPER_EMPTY• Printer.PARAM_DEFAULT
repeat	<ul style="list-style-type: none">• 1 to 255• Printer.PARAM_DEFAULT

TM-T82X-II**Printer Specifications**

Item	58mm Specification	80mm Specification
Amount of initial feed	30 dots	
Initial page mode area	420 x 831 dots	576 x 831 dots
Maximum page mode area	420 x 1662 dots	576 x 1662 dots
Baseline of Font A	21 dots from the top of the character	
Baseline of Font B	16 dots from the top of the character	

APIs for which restricted parameter setting values can be specified**Printer class**

- Printer

Parameter	Specifiable Setting Value
printerSeries	<ul style="list-style-type: none"> • Printer.TM_T82
lang	<ul style="list-style-type: none"> • Printer.MODEL_ANK • Printer.MODEL_CHINESE • Printer.MODEL_TAIWAN • Printer.MODEL_SOUTHASIA
context	-

- addTextLang

Parameter	Specifiable Setting Value
lang	<ul style="list-style-type: none"> • Printer.LANG_EN (default) • Printer.LANG_JA • Printer.LANG_ZH_CN • Printer.LANG_ZH_TW • Printer.LANG_KO • Printer.LANG_TH • Printer.LANG_VI • Printer.PARAM_DEFAULT

- addTextFont

Parameter	Specifiable Setting Value
font	<ul style="list-style-type: none"> • Printer.FONT_A (default) • Printer.FONT_B • Printer.PARAM_DEFAULT

- addTextStyle

Parameter	Specifiable Setting Value
reverse	<ul style="list-style-type: none"> • Printer.TRUE • Printer.FALSE (default) • Printer.PARAM_UNSPECIFIED • Printer.PARAM_DEFAULT
ul	<ul style="list-style-type: none"> • Printer.TRUE • Printer.FALSE (default) • Printer.PARAM_UNSPECIFIED • Printer.PARAM_DEFAULT
em	<ul style="list-style-type: none"> • Printer.TRUE • Printer.FALSE (default) • Printer.PARAM_UNSPECIFIED • Printer.PARAM_DEFAULT
color	<ul style="list-style-type: none"> • Printer.COLOR_1 (default) • Printer.PARAM_UNSPECIFIED • Printer.PARAM_DEFAULT

- addImage

Parameter	Specifiable Setting Value
data	-
x	<ul style="list-style-type: none"> • Integer from 0 to 65534
y	<ul style="list-style-type: none"> • Integer from 0 to 65534
width	<ul style="list-style-type: none"> • Integer from 1 to 65535
height	<ul style="list-style-type: none"> • Integer from 1 to 65535
color	<ul style="list-style-type: none"> • Printer.COLOR_1 • Printer.PARAM_DEFAULT
mode	<ul style="list-style-type: none"> • Printer.MODE_MONO • Printer.MODE_MONO_HIGH_DENSITY • Printer.PARAM_DEFAULT
halftone	<ul style="list-style-type: none"> • Printer.HALFTONE_DITHER • Printer.HALFTONE_ERROR_DIFFUSION • Printer.HALFTONE_THRESHOLD • Printer.PARAM_DEFAULT
brightness	<ul style="list-style-type: none"> • Real number from 0.1 to 10.0 • Printer.PARAM_DEFAULT

Parameter	Specificable Setting Value
compress	<ul style="list-style-type: none"> • Printer.COMPRESS_DEFLATE • Printer.COMPRESS_NONE • Printer.COMPRESS_AUTO • Printer.PARAM_DEFAULT

- addBarcode

Parameter	Specificable Setting Value
data	-
type	<ul style="list-style-type: none"> • Printer.BARCODE_UPC_A • Printer.BARCODE_UPC_E • Printer.BARCODE_EAN13 • Printer.BARCODE_JAN13 • Printer.BARCODE_EAN8 • Printer.BARCODE_JAN8 • Printer.BARCODE_CODE39 • Printer.BARCODE_ITF • Printer.BARCODE_CODABAR • Printer.BARCODE_CODE93 • Printer.BARCODE_CODE128 • Printer.BARCODE_CODE128_AUTO • Printer.BARCODE_GS1_128 • Printer.BARCODE_GS1_DATABAR_OMNIDIRECTIONAL • Printer.BARCODE_GS1_DATABAR_TRUNCATED • Printer.BARCODE_GS1_DATABAR_LIMITED • Printer.BARCODE_GS1_DATABAR_EXPANDED
hri	<ul style="list-style-type: none"> • Printer.HRI_NONE (default) • Printer.HRI_ABOVE • Printer.HRI_BELOW • Printer.HRI_BOTH • Printer.PARAM_DEFAULT • Printer.PARAM_UNSPECIFIED
font	<ul style="list-style-type: none"> • Printer.FONT_A (default) • Printer.FONT_B • Printer.PARAM_DEFAULT • Printer.PARAM_UNSPECIFIED
width	<ul style="list-style-type: none"> • Integer from 2 to 6 • Printer.PARAM_UNSPECIFIED
height	<ul style="list-style-type: none"> • Integer from 1 to 255 • Printer.PARAM_UNSPECIFIED

- addSymbol

Parameter	Specifiable Setting Value
data	-
type	<ul style="list-style-type: none"> • Printer.SYMBOL_PDF417_STANDARD • Printer.SYMBOL_PDF417_TRUNCATED • Printer.SYMBOL_QRCODE_MODEL_1 • Printer.SYMBOL_QRCODE_MODEL_2 • Printer.SYMBOL_MAXICODE_MODE_2 • Printer.SYMBOL_MAXICODE_MODE_3 • Printer.SYMBOL_MAXICODE_MODE_4 • Printer.SYMBOL_MAXICODE_MODE_5 • Printer.SYMBOL_MAXICODE_MODE_6 • Printer.SYMBOL_GS1_DATABAR_STACKED • Printer.SYMBOL_GS1_DATABAR_STACKED_OMNIDIRECTIONAL • Printer.SYMBOL_GS1_DATABAR_EXPANDED_STACKED
level	<ul style="list-style-type: none"> • Printer.LEVEL_0 • Printer.LEVEL_1 • Printer.LEVEL_2 • Printer.LEVEL_3 • Printer.LEVEL_4 • Printer.LEVEL_5 • Printer.LEVEL_6 • Printer.LEVEL_7 • Printer.LEVEL_8 • Printer.LEVEL_L • Printer.LEVEL_M • Printer.LEVEL_Q • Printer.LEVEL_H • Printer.PARAM_DEFAULT • Printer.PARAM_UNSPECIFIED

- addCut

Parameter	Specifiable Setting Value
type	<ul style="list-style-type: none"> • Printer.CUT_FEED • Printer.CUT_NO_FEED • Printer.PARAM_DEFAULT

- addSound

Parameter	Specifiable Setting Value
pattern	<ul style="list-style-type: none">• Printer.PATTERN_NONE• Printer.PATTERN_A• Printer.PATTERN_B• Printer.PATTERN_C• Printer.PATTERN_D• Printer.PATTERN_E• Printer.PATTERN_ERROR• Printer.PATTERN_PAPER_EMPTY• Printer.PARAM_DEFAULT
repeat	<ul style="list-style-type: none">• 1 to 255• Printer.PARAM_DEFAULT

Reference information

TM-T82X-II supports CODE 128 auto of addBarcode API, which is not supported by TM-T82X.

TM-T83II**Printer Specifications**

Item		Specification
Amount of initial feed		30 dots
Initial page mode area		512 x 1662 dots
Maximum page mode area		512 x 1662 dots
Baseline of Font A		21 dots from the top of the character
Baseline of Font B	ANK	16 dots from the top of the character
	Chinese characters	15 dots from the top of the character

APIs for which restricted parameter setting values can be specified**Printer class**

- Printer

Parameter	Specifiable Setting Value
printerSeries	<ul style="list-style-type: none"> • Printer.TM_T83
lang	<ul style="list-style-type: none"> • Printer.MODEL_KOREAN
context	-

- addTextLang

Parameter	Specifiable Setting Value
lang	<ul style="list-style-type: none"> • Printer.LANG_EN (default) • Printer.LANG_JA • Printer.LANG_ZH_CN • Printer.LANG_ZH_TW • Printer.LANG_KO • Printer.LANG_TH • Printer.LANG_VI • Printer.PARAM_DEFAULT

- addTextFont

Parameter	Specifiable Setting Value
font	<ul style="list-style-type: none"> • Printer.FONT_A (default) • Printer.FONT_B • Printer.PARAM_DEFAULT

- addTextStyle

Parameter	Specifiable Setting Value
reverse	<ul style="list-style-type: none"> • Printer.TRUE • Printer.FALSE (default) • Printer.PARAM_UNSPECIFIED • Printer.PARAM_DEFAULT
ul	<ul style="list-style-type: none"> • Printer.TRUE • Printer.FALSE (default) • Printer.PARAM_UNSPECIFIED • Printer.PARAM_DEFAULT
em	<ul style="list-style-type: none"> • Printer.TRUE • Printer.FALSE (default) • Printer.PARAM_UNSPECIFIED • Printer.PARAM_DEFAULT
color	<ul style="list-style-type: none"> • Printer.COLOR_1 (default) • Printer.PARAM_UNSPECIFIED • Printer.PARAM_DEFAULT

- addImage

Parameter	Specifiable Setting Value
data	-
x	<ul style="list-style-type: none"> • Integer from 0 to 65534
y	<ul style="list-style-type: none"> • Integer from 0 to 65534
width	<ul style="list-style-type: none"> • Integer from 1 to 65535
height	<ul style="list-style-type: none"> • Integer from 1 to 65535
color	<ul style="list-style-type: none"> • Printer.COLOR_1 • Printer.PARAM_DEFAULT
mode	<ul style="list-style-type: none"> • Printer.MODE_MONO • Printer.MODE_MONO_HIGH_DENSITY • Printer.PARAM_DEFAULT
halftone	<ul style="list-style-type: none"> • Printer.HALFTONE_DITHER • Printer.HALFTONE_ERROR_DIFFUSION • Printer.HALFTONE_THRESHOLD • Printer.PARAM_DEFAULT
brightness	<ul style="list-style-type: none"> • Real number from 0.1 to 10.0 • Printer.PARAM_DEFAULT

Parameter	Specificable Setting Value
compress	<ul style="list-style-type: none"> • Printer.COMPRESS_DEFLATE • Printer.COMPRESS_NONE • Printer.COMPRESS_AUTO • Printer.PARAM_DEFAULT

- addBarcode

Parameter	Specificable Setting Value
data	-
type	<ul style="list-style-type: none"> • Printer.BARCODE_UPC_A • Printer.BARCODE_UPC_E • Printer.BARCODE_EAN13 • Printer.BARCODE_JAN13 • Printer.BARCODE_EAN8 • Printer.BARCODE_JAN8 • Printer.BARCODE_CODE39 • Printer.BARCODE_ITF • Printer.BARCODE_CODABAR • Printer.BARCODE_CODE93 • Printer.BARCODE_CODE128 • Printer.BARCODE_GS1_128 • Printer.BARCODE_GS1_DATABAR_OMNIDIRECTIONAL • Printer.BARCODE_GS1_DATABAR_TRUNCATED • Printer.BARCODE_GS1_DATABAR_LIMITED • Printer.BARCODE_GS1_DATABAR_EXPANDED
hri	<ul style="list-style-type: none"> • Printer.HRI_NONE (default) • Printer.HRI_ABOVE • Printer.HRI_BELOW • Printer.HRI_BOTH • Printer.PARAM_DEFAULT • Printer.PARAM_UNSPECIFIED
font	<ul style="list-style-type: none"> • Printer.FONT_A (default) • Printer.FONT_B • Printer.PARAM_DEFAULT • Printer.PARAM_UNSPECIFIED
width	<ul style="list-style-type: none"> • Integer from 2 to 6 • Printer.PARAM_UNSPECIFIED
height	<ul style="list-style-type: none"> • Integer from 1 to 255 • Printer.PARAM_UNSPECIFIED

- addSymbol

Parameter	Specifiable Setting Value
data	-
type	<ul style="list-style-type: none"> • Printer.SYMBOL_PDF417_STANDARD • Printer.SYMBOL_PDF417_TRUNCATED • Printer.SYMBOL_QRCODE_MODEL_1 • Printer.SYMBOL_QRCODE_MODEL_2 • Printer.SYMBOL_MAXICODE_MODE_2 • Printer.SYMBOL_MAXICODE_MODE_3 • Printer.SYMBOL_MAXICODE_MODE_4 • Printer.SYMBOL_MAXICODE_MODE_5 • Printer.SYMBOL_MAXICODE_MODE_6 • Printer.SYMBOL_GS1_DATABAR_STACKED • Printer.SYMBOL_GS1_DATABAR_STACKED_OMNIDIRECTIONAL • Printer.SYMBOL_GS1_DATABAR_EXPANDED_STACKED
level	<ul style="list-style-type: none"> • Printer.LEVEL_0 • Printer.LEVEL_1 • Printer.LEVEL_2 • Printer.LEVEL_3 • Printer.LEVEL_4 • Printer.LEVEL_5 • Printer.LEVEL_6 • Printer.LEVEL_7 • Printer.LEVEL_8 • Printer.LEVEL_L • Printer.LEVEL_M • Printer.LEVEL_Q • Printer.LEVEL_H • Printer.PARAM_DEFAULT • Printer.PARAM_UNSPECIFIED

- addCut

Parameter	Specifiable Setting Value
type	<ul style="list-style-type: none"> • Printer.CUT_FEED • Printer.CUT_NO_FEED • Printer.PARAM_DEFAULT

- addSound

Parameter	Specifiable Setting Value
pattern	<ul style="list-style-type: none">• Printer.PATTERN_NONE• Printer.PATTERN_A• Printer.PATTERN_B• Printer.PATTERN_C• Printer.PATTERN_D• Printer.PATTERN_E• Printer.PATTERN_ERROR• Printer.PATTERN_PAPER_EMPTY• Printer.PARAM_DEFAULT
repeat	<ul style="list-style-type: none">• 1 to 255• Printer.PARAM_DEFAULT

TM-T83III**Printer Specifications**

Item		80mm Specification
Amount of initial feed		30 dots
Initial page mode area	for Korea	546 x 831 dots
	Other	576 x 831 dots
Maximum page mode area	for Korea	546 x 1662 dots
	Other	576 x 1662 dots
Baseline of Font A		21 dots from the top of the character
Baseline of Font B		16 dots from the top of the character

APIs for which restricted parameter setting values can be specified**Printer class**

- Printer

Parameter	Specifiable Setting Value
printerSeries	<ul style="list-style-type: none"> • Printer.TM_T83III
lang	<ul style="list-style-type: none"> • Printer.MODEL_ANK • Printer.MODEL_CHINESE • Printer.MODEL_KOREAN • Printer.MODEL_SOUTHASIA
context	-

- addTextLang

Parameter	Specifiable Setting Value
lang	<ul style="list-style-type: none"> • Printer.LANG_EN (default) • Printer.LANG_JA • Printer.LANG_ZH_CN • Printer.LANG_ZH_TW • Printer.LANG_KO • Printer.LANG_TH • Printer.LANG_VI • Printer.PARAM_DEFAULT

- addTextFont

Parameter	Specifiable Setting Value
font	<ul style="list-style-type: none"> • Printer.FONT_A (default) • Printer.FONT_B • Printer.PARAM_DEFAULT

- addTextStyle

Parameter	Specifiable Setting Value
reverse	<ul style="list-style-type: none"> • Printer.TRUE • Printer.FALSE (default) • Printer.PARAM_UNSPECIFIED • Printer.PARAM_DEFAULT
ul	<ul style="list-style-type: none"> • Printer.TRUE • Printer.FALSE (default) • Printer.PARAM_UNSPECIFIED • Printer.PARAM_DEFAULT
em	<ul style="list-style-type: none"> • Printer.TRUE • Printer.FALSE (default) • Printer.PARAM_UNSPECIFIED • Printer.PARAM_DEFAULT
color	<ul style="list-style-type: none"> • Printer.COLOR_1 (default) • Printer.PARAM_UNSPECIFIED • Printer.PARAM_DEFAULT

- addImage

Parameter	Specifiable Setting Value
data	-
x	<ul style="list-style-type: none"> • Integer from 0 to 65534
y	<ul style="list-style-type: none"> • Integer from 0 to 65534
width	<ul style="list-style-type: none"> • Integer from 1 to 65535
height	<ul style="list-style-type: none"> • Integer from 1 to 65535
color	<ul style="list-style-type: none"> • Printer.COLOR_1 • Printer.PARAM_DEFAULT
mode	<ul style="list-style-type: none"> • Printer.MODE_MONO • Printer.MODE_MONO_HIGH_DENSITY • Printer.PARAM_DEFAULT

Parameter	Specifiable Setting Value
halftone	<ul style="list-style-type: none"> • Printer.HALFTONE_DITHER • Printer.HALFTONE_ERROR_DIFFUSION • Printer.HALFTONE_THRESHOLD • Printer.PARAM_DEFAULT
brightness	<ul style="list-style-type: none"> • Real number from 0.1 to 10.0 • Printer.PARAM_DEFAULT
compress	<ul style="list-style-type: none"> • Printer.COMPRESS_DEFLATE • Printer.COMPRESS_NONE • Printer.COMPRESS_AUTO • Printer.PARAM_DEFAULT

- addBarcode

Parameter	Specifiable Setting Value
data	-
type	<ul style="list-style-type: none"> • Printer.BARCODE_UPC_A • Printer.BARCODE_UPC_E • Printer.BARCODE_EAN13 • Printer.BARCODE_JAN13 • Printer.BARCODE_EAN8 • Printer.BARCODE_JAN8 • Printer.BARCODE_CODE39 • Printer.BARCODE_ITF • Printer.BARCODE_CODABAR • Printer.BARCODE_CODE93 • Printer.BARCODE_CODE128 • Printer.BARCODE_GS1_128 • Printer.BARCODE_GS1_DATABAR_OMNIDIRECTIONAL • Printer.BARCODE_GS1_DATABAR_TRUNCATED • Printer.BARCODE_GS1_DATABAR_LIMITED • Printer.BARCODE_GS1_DATABAR_EXPANDED
hri	<ul style="list-style-type: none"> • Printer.HRI_NONE (default) • Printer.HRI_ABOVE • Printer.HRI_BELOW • Printer.HRI_BOTH • Printer.PARAM_DEFAULT • Printer.PARAM_UNSPECIFIED
font	<ul style="list-style-type: none"> • Printer.FONT_A (default) • Printer.FONT_B • Printer.PARAM_DEFAULT • Printer.PARAM_UNSPECIFIED

Parameter	Specifiable Setting Value
width	<ul style="list-style-type: none"> Integer from 2 to 6 Printer.PARAM_UNSPECIFIED
height	<ul style="list-style-type: none"> Integer from 1 to 255 Printer.PARAM_UNSPECIFIED

- addSymbol

Parameter	Specifiable Setting Value
data	-
type	<ul style="list-style-type: none"> Printer.SYMBOL_PDF417_STANDARD Printer.SYMBOL_PDF417_TRUNCATED Printer.SYMBOL_QRCODE_MODEL_1 Printer.SYMBOL_QRCODE_MODEL_2 Printer.SYMBOL_MAXICODE_MODE_2 Printer.SYMBOL_MAXICODE_MODE_3 Printer.SYMBOL_MAXICODE_MODE_4 Printer.SYMBOL_MAXICODE_MODE_5 Printer.SYMBOL_MAXICODE_MODE_6 Printer.SYMBOL_GS1_DATABAR_STACKED Printer.SYMBOL_GS1_DATABAR_STACKED_OMNIDIRECTIONAL Printer.SYMBOL_GS1_DATABAR_EXPANDED_STACKED
level	<ul style="list-style-type: none"> Printer.LEVEL_0 Printer.LEVEL_1 Printer.LEVEL_2 Printer.LEVEL_3 Printer.LEVEL_4 Printer.LEVEL_5 Printer.LEVEL_6 Printer.LEVEL_7 Printer.LEVEL_8 Printer.LEVEL_L Printer.LEVEL_M Printer.LEVEL_Q Printer.LEVEL_H Printer.PARAM_DEFAULT Printer.PARAM_UNSPECIFIED

- addCut

Parameter	Specifiable Setting Value
type	<ul style="list-style-type: none"> Printer.CUT_FEED Printer.CUT_NO_FEED Printer.PARAM_DEFAULT

- addSound

Parameter	Specifiable Setting Value
pattern	<ul style="list-style-type: none">• Printer.PATTERN_NONE• Printer.PATTERN_A• Printer.PATTERN_B• Printer.PATTERN_C• Printer.PATTERN_D• Printer.PATTERN_E• Printer.PATTERN_ERROR• Printer.PATTERN_PAPER_EMPTY• Printer.PARAM_DEFAULT
repeat	<ul style="list-style-type: none">• 1 to 255• Printer.PARAM_DEFAULT

TM-T83IV**Printer Specifications**

Item	58mm Specification	80mm Specification
Amount of initial feed	30 dots	
Initial page mode area	420 x 831 dots	576 x 831 dots
Maximum page mode area	420 x 1662 dots	576 x 1662 dots
Baseline of Font A	21 dots from the top of the character	
Baseline of Font B	16 dots from the top of the character	

APIs for which restricted parameter setting values can be specified**Printer class**

- Printer

Parameter	Specifiable Setting Value
printerSeries	<ul style="list-style-type: none"> • Printer.TM_T83III
lang	<ul style="list-style-type: none"> • Printer.MODEL_ANK • Printer.MODEL_CHINESE
context	-

- addTextLang

Parameter	Specifiable Setting Value
lang	<ul style="list-style-type: none"> • Printer.LANG_EN (default) • Printer.LANG_JA • Printer.LANG_ZH_CN • Printer.LANG_ZH_TW • Printer.LANG_KO • Printer.LANG_TH • Printer.LANG_VI • Printer.PARAM_DEFAULT

- addTextFont

Parameter	Specifiable Setting Value
font	<ul style="list-style-type: none"> • Printer.FONT_A (default) • Printer.FONT_B • Printer.PARAM_DEFAULT

- addTextStyle

Parameter	Specifiable Setting Value
reverse	<ul style="list-style-type: none"> • Printer.TRUE • Printer.FALSE (default) • Printer.PARAM_UNSPECIFIED • Printer.PARAM_DEFAULT
ul	<ul style="list-style-type: none"> • Printer.TRUE • Printer.FALSE (default) • Printer.PARAM_UNSPECIFIED • Printer.PARAM_DEFAULT
em	<ul style="list-style-type: none"> • Printer.TRUE • Printer.FALSE (default) • Printer.PARAM_UNSPECIFIED • Printer.PARAM_DEFAULT
color	<ul style="list-style-type: none"> • Printer.COLOR_1 (default) • Printer.PARAM_UNSPECIFIED • Printer.PARAM_DEFAULT

- addImage

Parameter	Specifiable Setting Value
data	-
x	<ul style="list-style-type: none"> • Integer from 0 to 65534
y	<ul style="list-style-type: none"> • Integer from 0 to 65534
width	<ul style="list-style-type: none"> • Integer from 1 to 65535
height	<ul style="list-style-type: none"> • Integer from 1 to 65535
color	<ul style="list-style-type: none"> • Printer.COLOR_1 • Printer.PARAM_DEFAULT
mode	<ul style="list-style-type: none"> • Printer.MODE_MONO • Printer.MODE_MONO_HIGH_DENSITY • Printer.PARAM_DEFAULT
halftone	<ul style="list-style-type: none"> • Printer.HALFTONE_DITHER • Printer.HALFTONE_ERROR_DIFFUSION • Printer.HALFTONE_THRESHOLD • Printer.PARAM_DEFAULT
brightness	<ul style="list-style-type: none"> • Real number from 0.1 to 10.0 • Printer.PARAM_DEFAULT

Parameter	Specifiable Setting Value
compress	<ul style="list-style-type: none"> • Printer.COMPRESS_DEFLATE • Printer.COMPRESS_NONE • Printer.COMPRESS_AUTO • Printer.PARAM_DEFAULT

- addBarcode

Parameter	Specifiable Setting Value
data	-
type	<ul style="list-style-type: none"> • Printer.BARCODE_UPC_A • Printer.BARCODE_UPC_E • Printer.BARCODE_EAN13 • Printer.BARCODE_JAN13 • Printer.BARCODE_EAN8 • Printer.BARCODE_JAN8 • Printer.BARCODE_CODE39 • Printer.BARCODE_ITF • Printer.BARCODE_CODABAR • Printer.BARCODE_CODE93 • Printer.BARCODE_CODE128 • Printer.BARCODE_CODE128_AUTO • Printer.BARCODE_GS1_128 • Printer.BARCODE_GS1_DATABAR_OMNIDIRECTIONAL • Printer.BARCODE_GS1_DATABAR_TRUNCATED • Printer.BARCODE_GS1_DATABAR_LIMITED • Printer.BARCODE_GS1_DATABAR_EXPANDED
hri	<ul style="list-style-type: none"> • Printer.HRI_NONE (default) • Printer.HRI_ABOVE • Printer.HRI_BELOW • Printer.HRI_BOTH • Printer.PARAM_DEFAULT • Printer.PARAM_UNSPECIFIED
font	<ul style="list-style-type: none"> • Printer.FONT_A (default) • Printer.FONT_B • Printer.PARAM_DEFAULT • Printer.PARAM_UNSPECIFIED
width	<ul style="list-style-type: none"> • Integer from 2 to 6 • Printer.PARAM_UNSPECIFIED
height	<ul style="list-style-type: none"> • Integer from 1 to 255 • Printer.PARAM_UNSPECIFIED

- addSymbol

Parameter	Specifiable Setting Value
data	-
type	<ul style="list-style-type: none"> • Printer.SYMBOL_PDF417_STANDARD • Printer.SYMBOL_PDF417_TRUNCATED • Printer.SYMBOL_QRCODE_MODEL_1 • Printer.SYMBOL_QRCODE_MODEL_2 • Printer.SYMBOL_MAXICODE_MODE_2 • Printer.SYMBOL_MAXICODE_MODE_3 • Printer.SYMBOL_MAXICODE_MODE_4 • Printer.SYMBOL_MAXICODE_MODE_5 • Printer.SYMBOL_MAXICODE_MODE_6 • Printer.SYMBOL_GS1_DATABAR_STACKED • Printer.SYMBOL_GS1_DATABAR_STACKED_OMNIDIRECTIONAL • Printer.SYMBOL_GS1_DATABAR_EXPANDED_STACKED
level	<ul style="list-style-type: none"> • Printer.LEVEL_0 • Printer.LEVEL_1 • Printer.LEVEL_2 • Printer.LEVEL_3 • Printer.LEVEL_4 • Printer.LEVEL_5 • Printer.LEVEL_6 • Printer.LEVEL_7 • Printer.LEVEL_8 • Printer.LEVEL_L • Printer.LEVEL_M • Printer.LEVEL_Q • Printer.LEVEL_H • Printer.PARAM_DEFAULT • Printer.PARAM_UNSPECIFIED

- addCut

Parameter	Specifiable Setting Value
type	<ul style="list-style-type: none"> • Printer.CUT_FEED • Printer.CUT_NO_FEED • Printer.PARAM_DEFAULT

- addSound

Parameter	Specifiable Setting Value
pattern	<ul style="list-style-type: none"> • Printer.PATTERN_NONE • Printer.PATTERN_A • Printer.PATTERN_B • Printer.PATTERN_C • Printer.PATTERN_D • Printer.PATTERN_E • Printer.PATTERN_ERROR • Printer.PATTERN_PAPER_EMPTY • Printer.PARAM_DEFAULT
repeat	<ul style="list-style-type: none"> • 1 to 255 • Printer.PARAM_DEFAULT

Reference information

TM-T83IV supports CODE 128 auto of addBarcode API, which is not supported by TM-T83III.

TM-T88V**Printer Specifications**

Item		58mm Specification	80mm Specification
Amount of initial feed		30 dots	
Initial page mode area		360 x 831 dots	512 x 831 dots
Maximum page mode area		360 x 1662 dots	512 x 1662 dots
Baseline of Font A		21 dots from the top of the character	
Baseline of Font B	ANK	16 dots from the top of the character	
	Chinese characters	15 dots from the top of the character	

APIs for which restricted parameter setting values can be specified**Printer class**

- Printer

Parameter	Specificable Setting Value
printerSeries	<ul style="list-style-type: none"> • Printer.TM_T88
lang	<ul style="list-style-type: none"> • Printer.MODEL_ANK • Printer.MODEL_CHINESE • Printer.MODEL_TAIWAN • Printer.MODEL_KOREAN • Printer.MODEL_SOUTHASIA
context	-

- addTextLang

Parameter	Specificable Setting Value
lang	<ul style="list-style-type: none"> • Printer.LANG_EN (default) • Printer.LANG_JA • Printer.LANG_ZH_CN • Printer.LANG_ZH_TW • Printer.LANG_KO • Printer.LANG_TH • Printer.LANG_VI • Printer.PARAM_DEFAULT

- addTextFont

Parameter	Specificable Setting Value
font	<ul style="list-style-type: none"> • Printer.FONT_A (default) • Printer.FONT_B • Printer.PARAM_DEFAULT

- addTextStyle

Parameter	Specificable Setting Value
reverse	<ul style="list-style-type: none"> • Printer.TRUE • Printer.FALSE (default) • Printer.PARAM_UNSPECIFIED • Printer.PARAM_DEFAULT
ul	<ul style="list-style-type: none"> • Printer.TRUE • Printer.FALSE (default) • Printer.PARAM_UNSPECIFIED • Printer.PARAM_DEFAULT
em	<ul style="list-style-type: none"> • Printer.TRUE • Printer.FALSE (default) • Printer.PARAM_UNSPECIFIED • Printer.PARAM_DEFAULT
color	<ul style="list-style-type: none"> • Printer.COLOR_1 (default) • Printer.PARAM_UNSPECIFIED • Printer.PARAM_DEFAULT

- addImage

Parameter	Specificable Setting Value
data	-
x	<ul style="list-style-type: none"> • Integer from 0 to 65534
y	<ul style="list-style-type: none"> • Integer from 0 to 65534
width	<ul style="list-style-type: none"> • Integer from 1 to 65535
height	<ul style="list-style-type: none"> • Integer from 1 to 65535
color	<ul style="list-style-type: none"> • Printer.COLOR_1 • Printer.PARAM_DEFAULT
mode	<ul style="list-style-type: none"> • Printer.MODE_MONO • Printer.MODE_GRAY16 • Printer.MODE_MONO_HIGH_DENSITY • Printer.PARAM_DEFAULT

Parameter	Specifiable Setting Value
halftone	<ul style="list-style-type: none"> • Printer.HALFTONE_DITHER • Printer.HALFTONE_ERROR_DIFFUSION • Printer.HALFTONE_THRESHOLD • Printer.PARAM_DEFAULT
brightness	<ul style="list-style-type: none"> • Real number from 0.1 to 10.0 • Printer.PARAM_DEFAULT
compress	<ul style="list-style-type: none"> • Printer.COMPRESS_DEFLATE • Printer.COMPRESS_NONE • Printer.COMPRESS_AUTO • Printer.PARAM_DEFAULT

- addBarcode

Parameter	Specifiable Setting Value
data	-
type	<ul style="list-style-type: none"> • Printer.BARCODE_UPC_A • Printer.BARCODE_UPC_E • Printer.BARCODE_EAN13 • Printer.BARCODE_JAN13 • Printer.BARCODE_EAN8 • Printer.BARCODE_JAN8 • Printer.BARCODE_CODE39 • Printer.BARCODE_ITF • Printer.BARCODE_CODABAR • Printer.BARCODE_CODE93 • Printer.BARCODE_CODE128 • Printer.BARCODE_GS1_128 • Printer.BARCODE_GS1_DATABAR_OMNIDIRECTIONAL • Printer.BARCODE_GS1_DATABAR_TRUNCATED • Printer.BARCODE_GS1_DATABAR_LIMITED • Printer.BARCODE_GS1_DATABAR_EXPANDED
hri	<ul style="list-style-type: none"> • Printer.HRI_NONE (default) • Printer.HRI_ABOVE • Printer.HRI_BELOW • Printer.HRI_BOTH • Printer.PARAM_DEFAULT • Printer.PARAM_UNSPECIFIED
font	<ul style="list-style-type: none"> • Printer.FONT_A (default) • Printer.FONT_B • Printer.PARAM_DEFAULT • Printer.PARAM_UNSPECIFIED

Parameter	Specifiable Setting Value
width	<ul style="list-style-type: none"> Integer from 2 to 6 Printer.PARAM_UNSPECIFIED
height	<ul style="list-style-type: none"> Integer from 1 to 255 Printer.PARAM_UNSPECIFIED

- addSymbol

Parameter	Specifiable Setting Value
data	-
type	<ul style="list-style-type: none"> Printer.SYMBOL_PDF417_STANDARD Printer.SYMBOL_PDF417_TRUNCATED Printer.SYMBOL_QRCODE_MODEL_1 Printer.SYMBOL_QRCODE_MODEL_2 Printer.SYMBOL_MAXICODE_MODE_2 Printer.SYMBOL_MAXICODE_MODE_3 Printer.SYMBOL_MAXICODE_MODE_4 Printer.SYMBOL_MAXICODE_MODE_5 Printer.SYMBOL_MAXICODE_MODE_6 Printer.SYMBOL_GS1_DATABAR_STACKED Printer.SYMBOL_GS1_DATABAR_STACKED_OMNIDIRECTIONAL Printer.SYMBOL_GS1_DATABAR_EXPANDED_STACKED
level	<ul style="list-style-type: none"> Printer.LEVEL_0 Printer.LEVEL_1 Printer.LEVEL_2 Printer.LEVEL_3 Printer.LEVEL_4 Printer.LEVEL_5 Printer.LEVEL_6 Printer.LEVEL_7 Printer.LEVEL_8 Printer.LEVEL_L Printer.LEVEL_M Printer.LEVEL_Q Printer.LEVEL_H Printer.PARAM_DEFAULT Printer.PARAM_UNSPECIFIED

- addCut

Parameter	Specifiable Setting Value
type	<ul style="list-style-type: none"> Printer.CUT_FEED Printer.CUT_NO_FEED Printer.PARAM_DEFAULT

- addSound

Parameter	Specifiable Setting Value
pattern	<ul style="list-style-type: none">• Printer.PATTERN_NONE• Printer.PATTERN_A• Printer.PATTERN_B• Printer.PATTERN_C• Printer.PATTERN_D• Printer.PATTERN_E• Printer.PATTERN_ERROR• Printer.PATTERN_PAPER_EMPTY• Printer.PARAM_DEFAULT
repeat	<ul style="list-style-type: none">• 1 to 255• Printer.PARAM_DEFAULT

TM-T88VI**Printer Specifications**

Item		58mm Specification	80mm Specification
Amount of initial feed		30 dots	
Initial page mode area		360 x 831 dots	512 x 831 dots
Maximum page mode area		360 x 1662 dots	512 x 1662 dots
Baseline of Font A		21 dots from the top of the character	
Baseline of Font B	ANK	16 dots from the top of the character	
	Chinese characters	15 dots from the top of the character	

APIs for which restricted parameter setting values can be specified**Printer class**

- Printer

Parameter	Specifiable Setting Value
printerSeries	<ul style="list-style-type: none"> • Printer.TM_T88
lang	<ul style="list-style-type: none"> • Printer.MODEL_ANK • Printer.MODEL_CHINESE • Printer.MODEL_TAIWAN • Printer.MODEL_KOREAN • Printer.MODEL_SOUTHASIA
context	-

- addTextLang

Parameter	Specifiable Setting Value
lang	<ul style="list-style-type: none"> • Printer.LANG_EN (default) • Printer.LANG_JA • Printer.LANG_ZH_CN • Printer.LANG_ZH_TW • Printer.LANG_KO • Printer.LANG_TH • Printer.LANG_VI • Printer.PARAM_DEFAULT

- addTextFont

Parameter	Specificable Setting Value
font	<ul style="list-style-type: none"> • Printer.FONT_A (default) • Printer.FONT_B • Printer.PARAM_DEFAULT

- addTextStyle

Parameter	Specificable Setting Value
reverse	<ul style="list-style-type: none"> • Printer.TRUE • Printer.FALSE (default) • Printer.PARAM_UNSPECIFIED • Printer.PARAM_DEFAULT
ul	<ul style="list-style-type: none"> • Printer.TRUE • Printer.FALSE (default) • Printer.PARAM_UNSPECIFIED • Printer.PARAM_DEFAULT
em	<ul style="list-style-type: none"> • Printer.TRUE • Printer.FALSE (default) • Printer.PARAM_UNSPECIFIED • Printer.PARAM_DEFAULT
color	<ul style="list-style-type: none"> • Printer.COLOR_1 (default) • Printer.PARAM_UNSPECIFIED • Printer.PARAM_DEFAULT

- addImage

Parameter	Specificable Setting Value
data	-
x	<ul style="list-style-type: none"> • Integer from 0 to 65534
y	<ul style="list-style-type: none"> • Integer from 0 to 65534
width	<ul style="list-style-type: none"> • Integer from 1 to 65535
height	<ul style="list-style-type: none"> • Integer from 1 to 65535
color	<ul style="list-style-type: none"> • Printer.COLOR_1 • Printer.PARAM_DEFAULT
mode	<ul style="list-style-type: none"> • Printer.MODE_MONO • Printer.MODE_GRAY16 • Printer.MODE_MONO_HIGH_DENSITY • Printer.PARAM_DEFAULT

Parameter	Specifiable Setting Value
halftone	<ul style="list-style-type: none"> • Printer.HALFTONE_DITHER • Printer.HALFTONE_ERROR_DIFFUSION • Printer.HALFTONE_THRESHOLD • Printer.PARAM_DEFAULT
brightness	<ul style="list-style-type: none"> • Real number from 0.1 to 10.0 • Printer.PARAM_DEFAULT
compress	<ul style="list-style-type: none"> • Printer.COMPRESS_DEFLATE • Printer.COMPRESS_NONE • Printer.COMPRESS_AUTO • Printer.PARAM_DEFAULT

- addBarcode

Parameter	Specifiable Setting Value
data	-
type	<ul style="list-style-type: none"> • Printer.BARCODE_UPC_A • Printer.BARCODE_UPC_E • Printer.BARCODE_EAN13 • Printer.BARCODE_JAN13 • Printer.BARCODE_EAN8 • Printer.BARCODE_JAN8 • Printer.BARCODE_CODE39 • Printer.BARCODE_ITF • Printer.BARCODE_CODABAR • Printer.BARCODE_CODE93 • Printer.BARCODE_CODE128 • Printer.BARCODE_GS1_128 • Printer.BARCODE_GS1_DATABAR_OMNIDIRECTIONAL • Printer.BARCODE_GS1_DATABAR_TRUNCATED • Printer.BARCODE_GS1_DATABAR_LIMITED • Printer.BARCODE_GS1_DATABAR_EXPANDED
hri	<ul style="list-style-type: none"> • Printer.HRI_NONE (default) • Printer.HRI_ABOVE • Printer.HRI_BELOW • Printer.HRI_BOTH • Printer.PARAM_DEFAULT • Printer.PARAM_UNSPECIFIED
font	<ul style="list-style-type: none"> • Printer.FONT_A (default) • Printer.FONT_B • Printer.PARAM_DEFAULT • Printer.PARAM_UNSPECIFIED

Parameter	Specifiable Setting Value
width	<ul style="list-style-type: none"> Integer from 2 to 6 Printer.PARAM_UNSPECIFIED
height	<ul style="list-style-type: none"> Integer from 1 to 255 Printer.PARAM_UNSPECIFIED

- addSymbol

Parameter	Specifiable Setting Value
data	-
type	<ul style="list-style-type: none"> Printer.SYMBOL_PDF417_STANDARD Printer.SYMBOL_PDF417_TRUNCATED Printer.SYMBOL_QRCODE_MODEL_1 Printer.SYMBOL_QRCODE_MODEL_2 Printer.SYMBOL_MAXICODE_MODE_2 Printer.SYMBOL_MAXICODE_MODE_3 Printer.SYMBOL_MAXICODE_MODE_4 Printer.SYMBOL_MAXICODE_MODE_5 Printer.SYMBOL_MAXICODE_MODE_6 Printer.SYMBOL_GS1_DATABAR_STACKED Printer.SYMBOL_GS1_DATABAR_STACKED_OMNIDIRECTIONAL Printer.SYMBOL_GS1_DATABAR_EXPANDED_STACKED Printer.SYMBOL_AZTECCODE_FULLRANGE Printer.SYMBOL_AZTECCODE_COMPACT Printer.SYMBOL_DATAMATRIX_SQUARE Printer.SYMBOL_DATAMATRIX_RECTANGLE_8 Printer.SYMBOL_DATAMATRIX_RECTANGLE_12 Printer.SYMBOL_DATAMATRIX_RECTANGLE_16

Parameter	Specificable Setting Value
level	<ul style="list-style-type: none"> • Printer.LEVEL_0 • Printer.LEVEL_1 • Printer.LEVEL_2 • Printer.LEVEL_3 • Printer.LEVEL_4 • Printer.LEVEL_5 • Printer.LEVEL_6 • Printer.LEVEL_7 • Printer.LEVEL_8 • Printer.LEVEL_L • Printer.LEVEL_M • Printer.LEVEL_Q • Printer.LEVEL_H • Integer from 5 to 95 • Printer.PARAM_DEFAULT • Printer.PARAM_UNSPECIFIED

- addPageLine

Parameter	Specificable Setting Value
x1	<ul style="list-style-type: none"> • Integer from 0 to 65535
y1	<ul style="list-style-type: none"> • Integer from 0 to 65535
x2	<ul style="list-style-type: none"> • Integer from 0 to 65535
y2	<ul style="list-style-type: none"> • Integer from 0 to 65535
lineStyle	<ul style="list-style-type: none"> • Printer.LINE_THIN • Printer.LINE_MEDIUM • Printer.LINE_THICK • Printer.PARAM_DEFAULT

- addPageRectangle

Parameter	Specificable Setting Value
x1	<ul style="list-style-type: none"> • Integer from 0 to 65535
y1	<ul style="list-style-type: none"> • Integer from 0 to 65535
x2	<ul style="list-style-type: none"> • Integer from 0 to 65535
y2	<ul style="list-style-type: none"> • Integer from 0 to 65535
lineStyle	<ul style="list-style-type: none"> • Printer.LINE_THIN • Printer.LINE_MEDIUM • Printer.LINE_THICK • Printer.PARAM_DEFAULT

- addCut

Parameter	Specificable Setting Value
type	<ul style="list-style-type: none"> • Printer.CUT_FEED • Printer.CUT_NO_FEED • Printer.PARAM_DEFAULT

- addSound

Parameter	Specificable Setting Value
pattern	<ul style="list-style-type: none"> • Printer.PATTERN_NONE • Printer.PATTERN_A • Printer.PATTERN_B • Printer.PATTERN_C • Printer.PATTERN_D • Printer.PATTERN_E • Printer.PATTERN_ERROR • Printer.PATTERN_PAPER_EMPTY • Printer.PARAM_DEFAULT
repeat	<ul style="list-style-type: none"> • 1 to 255 • Printer.PARAM_DEFAULT

- setPrinterSetting

Parameter	Specificable Setting Value
timeout	<ul style="list-style-type: none"> • Integer from 5000 to 600000 • Printer.PARAM_DEFAULT
list	-
type	<ul style="list-style-type: none"> • Printer.Setting.PaperWidth • Printer.Setting.PrintDensity • Printer.Setting.PrintSpeed

Parameter	Specificable Setting Value
value	<ul style="list-style-type: none"> • Printer.Setting.PaperWidth58_0 • Printer.Setting.PaperWidth80_0 • Printer.Setting.PrintDensityDIP • Printer.Setting.PrintDensity70 • Printer.Setting.PrintDensity75 • Printer.Setting.PrintDensity80 • Printer.Setting.PrintDensity85 • Printer.Setting.PrintDensity90 • Printer.Setting.PrintDensity95 • Printer.Setting.PrintDensity100 • Printer.Setting.PrintDensity105 • Printer.Setting.PrintDensity110 • Printer.Setting.PrintDensity115 • Printer.Setting.PrintDensity120 • Printer.Setting.PrintDensity125 • Printer.Setting.PrintDensity130 • Printer.Setting.PrintSpeed1 • Printer.Setting.PrintSpeed2 • Printer.Setting.PrintSpeed3 • Printer.Setting.PrintSpeed4 • Printer.Setting.PrintSpeed5 • Printer.Setting.PrintSpeed6 • Printer.Setting.PrintSpeed7 • Printer.Setting.PrintSpeed8 • Printer.Setting.PrintSpeed9 • Printer.Setting.PrintSpeed10 • Printer.Setting.PrintSpeed11 • Printer.Setting.PrintSpeed12 • Printer.Setting.PrintSpeed13 • Printer.Setting.PrintSpeed14
listener	-

- downloadFirmwareList

Parameter	Specificable Setting Value
printerModel	<ul style="list-style-type: none"> • TM-T88VI
option	<ul style="list-style-type: none"> • -A • -B
listener	-

LineDisplay class

- LineDisplay

Parameter	Specifiable Setting Value
displaySeries	<ul style="list-style-type: none"> • LineDisplay.DM_D110 • LineDisplay.DM_D30 • LineDisplay.DM_D70
context	-

- addText

Parameter	Specifiable Setting Value
data	-
lang	<ul style="list-style-type: none"> • LineDisplay.LANG_EN (default) • LineDisplay.LANG_JA • LineDisplay.PARAM_DEFAULT • LineDisplay.PARAM_UNUSE
x	<ul style="list-style-type: none"> • Integer from 1 to 44 • LineDisplay.PARAM_UNUSE
y	<ul style="list-style-type: none"> • Integer from 1 to 19 • LineDisplay.PARAM_UNUSE

TM-T88VII**Printer Specifications**

Item		58mm Specification	80mm Specification
Amount of initial feed		30 dots	
Initial page mode area	Standard mode	360 x 1662 dots	512 x 1662 dots
	48 column mode	360 x 1662 dots	480 x 1662 dots
Maximum page mode area	Standard mode	360 x 4800 dots	512 x 4800 dots
	48 column mode	360 x 4800 dots	480 x 4800 dots
Baseline of Font A		21 dots from the top of the character	
Baseline of Font B		16 dots from the top of the character	

APIs for which restricted parameter setting values can be specified**Printer class**

- Printer

Parameter	Specifiable Setting Value
printerSeries	<ul style="list-style-type: none"> • Printer.TM_T88VII
lang	<ul style="list-style-type: none"> • Printer.MODEL_ANK • Printer.MODEL_CHINESE • Printer.MODEL_TAIWAN • Printer.MODEL_KOREAN • Printer.MODEL_SOUTHASIA
context	-

- addTextFont

Parameter	Specifiable Setting Value
font	<ul style="list-style-type: none"> • Printer.FONT_A (default) • Printer.FONT_B • Printer.PARAM_DEFAULT

- addTextStyle

Parameter	Specifiable Setting Value
reverse	<ul style="list-style-type: none"> • Printer.TRUE • Printer.FALSE (default) • Printer.PARAM_UNSPECIFIED • Printer.PARAM_DEFAULT

Parameter	Specifiable Setting Value
ul	<ul style="list-style-type: none"> • Printer.TRUE • Printer.FALSE (default) • Printer.PARAM_UNSPECIFIED • Printer.PARAM_DEFAULT
em	<ul style="list-style-type: none"> • Printer.TRUE • Printer.FALSE (default) • Printer.PARAM_UNSPECIFIED • Printer.PARAM_DEFAULT
color	<ul style="list-style-type: none"> • Printer.COLOR_1 (default) • Printer.PARAM_UNSPECIFIED • Printer.PARAM_DEFAULT

- addImage

Parameter	Specifiable Setting Value
data	-
x	<ul style="list-style-type: none"> • Integer from 0 to 65534
y	<ul style="list-style-type: none"> • Integer from 0 to 65534
width	<ul style="list-style-type: none"> • Integer from 1 to 65535
height	<ul style="list-style-type: none"> • Integer from 1 to 65535
color	<ul style="list-style-type: none"> • Printer.COLOR_1 • Printer.PARAM_DEFAULT
mode	<ul style="list-style-type: none"> • Printer.MODE_MONO • Printer.MODE_GRAY16 • Printer.MODE_MONO_HIGH_DENSITY • Printer.PARAM_DEFAULT
halftone	<ul style="list-style-type: none"> • Printer.HALFTONE_DITHER • Printer.HALFTONE_ERROR_DIFFUSION • Printer.HALFTONE_THRESHOLD • Printer.PARAM_DEFAULT
brightness	<ul style="list-style-type: none"> • Real number from 0.1 to 10.0 • Printer.PARAM_DEFAULT
compress	<ul style="list-style-type: none"> • Printer.COMPRESS_DEFLATE • Printer.COMPRESS_NONE • Printer.COMPRESS_AUTO • Printer.PARAM_DEFAULT

- addBarcode

Parameter	Specifiable Setting Value
data	-
type	<ul style="list-style-type: none"> • Printer.BARCODE_UPC_A • Printer.BARCODE_UPC_E • Printer.BARCODE_EAN13 • Printer.BARCODE_JAN13 • Printer.BARCODE_EAN8 • Printer.BARCODE_JAN8 • Printer.BARCODE_CODE39 • Printer.BARCODE_ITF • Printer.BARCODE_CODABAR • Printer.BARCODE_CODE93 • Printer.BARCODE_CODE128 • Printer.BARCODE_CODE128_AUTO • Printer.BARCODE_GS1_128 • Printer.BARCODE_GS1_DATABAR_OMNIDIRECTIONAL • Printer.BARCODE_GS1_DATABAR_TRUNCATED • Printer.BARCODE_GS1_DATABAR_LIMITED • Printer.BARCODE_GS1_DATABAR_EXPANDED
hri	<ul style="list-style-type: none"> • Printer.HRI_NONE (default) • Printer.HRI_ABOVE • Printer.HRI_BELOW • Printer.HRI_BOTH • Printer.PARAM_DEFAULT • Printer.PARAM_UNSPECIFIED
font	<ul style="list-style-type: none"> • Printer.FONT_A (default) • Printer.FONT_B • Printer.PARAM_DEFAULT • Printer.PARAM_UNSPECIFIED
width	<ul style="list-style-type: none"> • Integer from 2 to 6 • Printer.PARAM_UNSPECIFIED
height	<ul style="list-style-type: none"> • Integer from 1 to 255 • Printer.PARAM_UNSPECIFIED

- addSymbol

Parameter	Specifiable Setting Value
data	-

Parameter	Specifiable Setting Value
type	<ul style="list-style-type: none"> • Printer.SYMBOL_PDF417_STANDARD • Printer.SYMBOL_PDF417_TRUNCATED • Printer.SYMBOL_QRCODE_MODEL_1 • Printer.SYMBOL_QRCODE_MODEL_2 • Printer.SYMBOL_MAXICODE_MODE_2 • Printer.SYMBOL_MAXICODE_MODE_3 • Printer.SYMBOL_MAXICODE_MODE_4 • Printer.SYMBOL_MAXICODE_MODE_5 • Printer.SYMBOL_MAXICODE_MODE_6 • Printer.SYMBOL_GS1_DATABAR_STACKED • Printer.SYMBOL_GS1_DATABAR_STACKED_OMNIDIRECTIONAL • Printer.SYMBOL_GS1_DATABAR_EXPANDED_STACKED • Printer.SYMBOL_AZTECCODE_FULLRANGE • Printer.SYMBOL_AZTECCODE_COMPACT • Printer.SYMBOL_DATAMATRIX_SQUARE • Printer.SYMBOL_DATAMATRIX_RECTANGLE_8 • Printer.SYMBOL_DATAMATRIX_RECTANGLE_12 • Printer.SYMBOL_DATAMATRIX_RECTANGLE_16
level	<ul style="list-style-type: none"> • Printer.LEVEL_0 • Printer.LEVEL_1 • Printer.LEVEL_2 • Printer.LEVEL_3 • Printer.LEVEL_4 • Printer.LEVEL_5 • Printer.LEVEL_6 • Printer.LEVEL_7 • Printer.LEVEL_8 • Printer.LEVEL_L • Printer.LEVEL_M • Printer.LEVEL_Q • Printer.LEVEL_H • Integer from 5 to 95 • Printer.PARAM_DEFAULT • Printer.PARAM_UNSPECIFIED

- addPageLine

Parameter	Specifiable Setting Value
x1	<ul style="list-style-type: none"> • Integer from 0 to 65535
y1	<ul style="list-style-type: none"> • Integer from 0 to 65535
x2	<ul style="list-style-type: none"> • Integer from 0 to 65535
y2	<ul style="list-style-type: none"> • Integer from 0 to 65535

Parameter	Specifiable Setting Value
lineStyle	<ul style="list-style-type: none"> • Printer.LINE_THIN • Printer.LINE_MEDIUM • Printer.LINE_THICK • Printer.PARAM_DEFAULT

- addPageRectangle

Parameter	Specifiable Setting Value
x1	<ul style="list-style-type: none"> • Integer from 0 to 65535
y1	<ul style="list-style-type: none"> • Integer from 0 to 65535
x2	<ul style="list-style-type: none"> • Integer from 0 to 65535
y2	<ul style="list-style-type: none"> • Integer from 0 to 65535
lineStyle	<ul style="list-style-type: none"> • Printer.LINE_THIN • Printer.LINE_MEDIUM • Printer.LINE_THICK • Printer.PARAM_DEFAULT

- addCut

Parameter	Specifiable Setting Value
type	<ul style="list-style-type: none"> • Printer.CUT_FEED • Printer.CUT_NO_FEED • Printer.PARAM_DEFAULT

- addSound

Parameter	Specifiable Setting Value
pattern	<ul style="list-style-type: none"> • Printer.PATTERN_NONE • Printer.PATTERN_A • Printer.PATTERN_B • Printer.PATTERN_C • Printer.PATTERN_D • Printer.PATTERN_E • Printer.PATTERN_ERROR • Printer.PATTERN_PAPER_EMPTY • Printer.PARAM_DEFAULT
repeat	<ul style="list-style-type: none"> • 1 to 255 • Printer.PARAM_DEFAULT

- setPrinterSetting

Parameter	Specifiable Setting Value
timeout	<ul style="list-style-type: none"> • Integer from 5000 to 600000 • Printer.PARAM_DEFAULT
list	-
type	<ul style="list-style-type: none"> • Printer.Setting.PaperWidth • Printer.Setting.PrintDensity • Printer.Setting.PrintSpeed
value	<ul style="list-style-type: none"> • Printer.Setting.PaperWidth58_0 • Printer.Setting.PaperWidth80_0 • Printer.Setting.PrintDensityDIP • Printer.Setting.PrintDensity70 • Printer.Setting.PrintDensity75 • Printer.Setting.PrintDensity80 • Printer.Setting.PrintDensity85 • Printer.Setting.PrintDensity90 • Printer.Setting.PrintDensity95 • Printer.Setting.PrintDensity100 • Printer.Setting.PrintDensity105 • Printer.Setting.PrintDensity110 • Printer.Setting.PrintDensity115 • Printer.Setting.PrintDensity120 • Printer.Setting.PrintDensity125 • Printer.Setting.PrintDensity130 • Printer.Setting.PrintSpeed1 • Printer.Setting.PrintSpeed2 • Printer.Setting.PrintSpeed3 • Printer.Setting.PrintSpeed4 • Printer.Setting.PrintSpeed5 • Printer.Setting.PrintSpeed6 • Printer.Setting.PrintSpeed7 • Printer.Setting.PrintSpeed8 • Printer.Setting.PrintSpeed9 • Printer.Setting.PrintSpeed10 • Printer.Setting.PrintSpeed11 • Printer.Setting.PrintSpeed12 • Printer.Setting.PrintSpeed13 • Printer.Setting.PrintSpeed14 • Printer.Setting.PrintSpeed15 • Printer.Setting.PrintSpeed16 • Printer.Setting.PrintSpeed17
listener	-

LineDisplay class

- LineDisplay

Parameter	Specifiable Setting Value
displaySeries	<ul style="list-style-type: none">• LineDisplay.DM_D110• LineDisplay.DM_D30• LineDisplay.DM_D70
context	-

TM-T100**Printer Specifications**

Item	80mm Specification
Amount of initial feed	30 dots
Initial page mode area	576 x 831 dots
Maximum page mode area	576 x 1662 dots
Baseline of Font A	21 dots from the top of the character
Baseline of Font B	16 dots from the top of the character

APIs for which restricted parameter setting values can be specified**Printer class**

- Printer

Parameter	Specifiable Setting Value
printerSeries	<ul style="list-style-type: none"> • Printer.TM_T100
lang	<ul style="list-style-type: none"> • Printer.MODEL_ANK • Printer.MODEL_CHINESE
context	-

- addTextLang

Parameter	Specifiable Setting Value
lang	<ul style="list-style-type: none"> • Printer.LANG_EN (default) • Printer.LANG_JA • Printer.LANG_ZH_CN • Printer.LANG_ZH_TW • Printer.LANG_KO • Printer.LANG_TH • Printer.LANG_VI • Printer.PARAM_DEFAULT

- addTextFont

Parameter	Specifiable Setting Value
font	<ul style="list-style-type: none"> • Printer.FONT_A (default) • Printer.FONT_B • Printer.PARAM_DEFAULT

- addTextStyle

Parameter	Specifiable Setting Value
reverse	<ul style="list-style-type: none"> • Printer.TRUE • Printer.FALSE (default) • Printer.PARAM_UNSPECIFIED • Printer.PARAM_DEFAULT
ul	<ul style="list-style-type: none"> • Printer.TRUE • Printer.FALSE (default) • Printer.PARAM_UNSPECIFIED • Printer.PARAM_DEFAULT
em	<ul style="list-style-type: none"> • Printer.TRUE • Printer.FALSE (default) • Printer.PARAM_UNSPECIFIED • Printer.PARAM_DEFAULT
color	<ul style="list-style-type: none"> • Printer.COLOR_1 (default) • Printer.PARAM_UNSPECIFIED • Printer.PARAM_DEFAULT

- addImage

Parameter	Specifiable Setting Value
data	-
x	<ul style="list-style-type: none"> • Integer from 0 to 65534
y	<ul style="list-style-type: none"> • Integer from 0 to 65534
width	<ul style="list-style-type: none"> • Integer from 1 to 65535
height	<ul style="list-style-type: none"> • Integer from 1 to 65535
color	<ul style="list-style-type: none"> • Printer.COLOR_1 • Printer.PARAM_DEFAULT
mode	<ul style="list-style-type: none"> • Printer.MODE_MONO • Printer.MODE_MONO_HIGH_DENSITY • Printer.PARAM_DEFAULT
halftone	<ul style="list-style-type: none"> • Printer.HALFTONE_DITHER • Printer.HALFTONE_ERROR_DIFFUSION • Printer.HALFTONE_THRESHOLD • Printer.PARAM_DEFAULT
brightness	<ul style="list-style-type: none"> • Real number from 0.1 to 10.0 • Printer.PARAM_DEFAULT

Parameter	Specificable Setting Value
compress	<ul style="list-style-type: none"> • Printer.COMPRESS_DEFLATE • Printer.COMPRESS_NONE • Printer.COMPRESS_AUTO • Printer.PARAM_DEFAULT

- addBarcode

Parameter	Specificable Setting Value
data	-
type	<ul style="list-style-type: none"> • Printer.BARCODE_UPC_A • Printer.BARCODE_UPC_E • Printer.BARCODE_EAN13 • Printer.BARCODE_JAN13 • Printer.BARCODE_EAN8 • Printer.BARCODE_JAN8 • Printer.BARCODE_CODE39 • Printer.BARCODE_ITF • Printer.BARCODE_CODABAR • Printer.BARCODE_CODE93 • Printer.BARCODE_CODE128 • Printer.BARCODE_GS1_128 • Printer.BARCODE_GS1_DATABAR_OMNIDIRECTIONAL • Printer.BARCODE_GS1_DATABAR_TRUNCATED • Printer.BARCODE_GS1_DATABAR_LIMITED • Printer.BARCODE_GS1_DATABAR_EXPANDED
hri	<ul style="list-style-type: none"> • Printer.HRI_NONE (default) • Printer.HRI_ABOVE • Printer.HRI_BELOW • Printer.HRI_BOTH • Printer.PARAM_DEFAULT • Printer.PARAM_UNSPECIFIED
font	<ul style="list-style-type: none"> • Printer.FONT_A (default) • Printer.FONT_B • Printer.PARAM_DEFAULT • Printer.PARAM_UNSPECIFIED
width	<ul style="list-style-type: none"> • Integer from 2 to 6 • Printer.PARAM_UNSPECIFIED
height	<ul style="list-style-type: none"> • Integer from 1 to 255 • Printer.PARAM_UNSPECIFIED

- addSymbol

Parameter	Specifiable Setting Value
data	-
type	<ul style="list-style-type: none"> • Printer.SYMBOL_PDF417_STANDARD • Printer.SYMBOL_PDF417_TRUNCATED • Printer.SYMBOL_QRCODE_MODEL_1 • Printer.SYMBOL_QRCODE_MODEL_2 • Printer.SYMBOL_MAXICODE_MODE_2 • Printer.SYMBOL_MAXICODE_MODE_3 • Printer.SYMBOL_MAXICODE_MODE_4 • Printer.SYMBOL_MAXICODE_MODE_5 • Printer.SYMBOL_MAXICODE_MODE_6 • Printer.SYMBOL_GS1_DATABAR_STACKED • Printer.SYMBOL_GS1_DATABAR_STACKED_OMNIDIRECTIONAL • Printer.SYMBOL_GS1_DATABAR_EXPANDED_STACKED
level	<ul style="list-style-type: none"> • Printer.LEVEL_0 • Printer.LEVEL_1 • Printer.LEVEL_2 • Printer.LEVEL_3 • Printer.LEVEL_4 • Printer.LEVEL_5 • Printer.LEVEL_6 • Printer.LEVEL_7 • Printer.LEVEL_8 • Printer.LEVEL_L • Printer.LEVEL_M • Printer.LEVEL_Q • Printer.LEVEL_H • Printer.PARAM_DEFAULT • Printer.PARAM_UNSPECIFIED

- addCut

Parameter	Specifiable Setting Value
type	<ul style="list-style-type: none"> • Printer.CUT_FEED • Printer.CUT_NO_FEED • Printer.PARAM_DEFAULT

- addSound

Parameter	Specifiable Setting Value
pattern	<ul style="list-style-type: none">• Printer.PATTERN_NONE• Printer.PATTERN_A• Printer.PATTERN_B• Printer.PATTERN_C• Printer.PATTERN_D• Printer.PATTERN_E• Printer.PATTERN_ERROR• Printer.PATTERN_PAPER_EMPTY• Printer.PARAM_DEFAULT
repeat	<ul style="list-style-type: none">• 1 to 255• Printer.PARAM_DEFAULT

TM-L90 Liner-Free Label Printer Model

Printer Specifications

Item		Receipt Specification	Die-cut Label Specification
Amount of initial feed		30 dots	
Initial page mode area	Monochrome printing	576 x 738 dots	560 x 738 dots
	Two-color printing	576 x 369 dots	560 x 369 dots
Maximum page mode area	Monochrome printing	576 x 1476 dots	560 x 1476 dots
	Two-color printing	576x 738 dots	560 x 738 dots
Baseline of Font A		21 dots from the top of the character	
Baseline of Font B		ANK: 16 Chinese characters: 15 dots from the top of the character	

APIs for which restricted parameter setting values can be specified

Printer class

- Printer

Parameter	Specifiable Setting Value
printerSeries	<ul style="list-style-type: none"> • Printer.TM_L90LFC
lang	<ul style="list-style-type: none"> • Printer.MODEL_ANK • Printer.MODEL_CHINESE • Printer.MODEL_TAIWAN • Printer.MODEL_KOREAN • Printer.MODEL_THAI
context	-

- addTextLang

Parameter	Specifiable Setting Value
lang	<ul style="list-style-type: none"> • Printer.LANG_EN (default) • Printer.LANG_JA • Printer.LANG_ZH_CN • Printer.LANG_ZH_TW • Printer.LANG_KO • Printer.LANG_TH • Printer.LANG_VI • Printer.PARAM_DEFAULT

- addTextFont

Parameter	Specifiable Setting Value
font	<ul style="list-style-type: none"> • Printer.FONT_A (default) • Printer.FONT_B • Printer.PARAM_DEFAULT

- addTextStyle

Parameter	Specifiable Setting Value
reverse	<ul style="list-style-type: none"> • Printer.TRUE • Printer.FALSE (default) • Printer.PARAM_UNSPECIFIED • Printer.PARAM_DEFAULT
ul	<ul style="list-style-type: none"> • Printer.TRUE • Printer.FALSE (default) • Printer.PARAM_UNSPECIFIED • Printer.PARAM_DEFAULT
em	<ul style="list-style-type: none"> • Printer.TRUE • Printer.FALSE (default) • Printer.PARAM_UNSPECIFIED • Printer.PARAM_DEFAULT
color	<ul style="list-style-type: none"> • Printer.PARAM_UNSPECIFIED

- addImage

Parameter	Specifiable Setting Value
data	-
x	<ul style="list-style-type: none"> • Integer from 0 to 65534
y	<ul style="list-style-type: none"> • Integer from 0 to 65534
width	<ul style="list-style-type: none"> • Integer from 1 to 65535
height	<ul style="list-style-type: none"> • Integer from 1 to 65535
color	<ul style="list-style-type: none"> • Printer.COLOR_1 • Printer.COLOR_2 • Printer.PARAM_DEFAULT
mode	<ul style="list-style-type: none"> • Printer.MODE_MONO • Printer.MODE_GRAY16 • Printer.MODE_MONO_HIGH_DENSITY • Printer.PARAM_DEFAULT

Parameter	Specifiable Setting Value
halftone	<ul style="list-style-type: none"> • Printer.HALFTONE_DITHER • Printer.HALFTONE_ERROR_DIFFUSION • Printer.HALFTONE_THRESHOLD • Printer.PARAM_DEFAULT
brightness	<ul style="list-style-type: none"> • Real number from 0.1 to 10.0 • Printer.PARAM_DEFAULT
compress	<ul style="list-style-type: none"> • Printer.COMPRESS_DEFLATE • Printer.COMPRESS_NONE • Printer.COMPRESS_AUTO • Printer.PARAM_DEFAULT

- addBarcode

Parameter	Specifiable Setting Value
data	-
type	<ul style="list-style-type: none"> • Printer.BARCODE_UPC_A • Printer.BARCODE_UPC_E • Printer.BARCODE_EAN13 • Printer.BARCODE_JAN13 • Printer.BARCODE_EAN8 • Printer.BARCODE_JAN8 • Printer.BARCODE_CODE39 • Printer.BARCODE_ITF • Printer.BARCODE_CODABAR • Printer.BARCODE_CODE93 • Printer.BARCODE_CODE128
hri	<ul style="list-style-type: none"> • Printer.HRI_NONE (default) • Printer.HRI_ABOVE • Printer.HRI_BELOW • Printer.HRI_BOTH • Printer.PARAM_DEFAULT • Printer.PARAM_UNSPECIFIED
font	<ul style="list-style-type: none"> • Printer.FONT_A (default) • Printer.FONT_B • Printer.PARAM_DEFAULT • Printer.PARAM_UNSPECIFIED
width	<ul style="list-style-type: none"> • Integer from 2 to 6 • Printer.PARAM_UNSPECIFIED
height	<ul style="list-style-type: none"> • Integer from 1 to 255 • Printer.PARAM_UNSPECIFIED

- addSymbol

Parameter	Specifiable Setting Value
data	-
type	<ul style="list-style-type: none"> • Printer.SYMBOL_PDF417_STANDARD • Printer.SYMBOL_PDF417_TRUNCATED • Printer.SYMBOL_QRCODE_MODEL_1 • Printer.SYMBOL_QRCODE_MODEL_2 • Printer.SYMBOL_MAXICODE_MODE_2 • Printer.SYMBOL_MAXICODE_MODE_3 • Printer.SYMBOL_MAXICODE_MODE_4 • Printer.SYMBOL_MAXICODE_MODE_5 • Printer.SYMBOL_MAXICODE_MODE_6
level	<ul style="list-style-type: none"> • Printer.LEVEL_0 • Printer.LEVEL_1 • Printer.LEVEL_2 • Printer.LEVEL_3 • Printer.LEVEL_4 • Printer.LEVEL_5 • Printer.LEVEL_6 • Printer.LEVEL_7 • Printer.LEVEL_8 • Printer.LEVEL_L • Printer.LEVEL_M • Printer.LEVEL_Q • Printer.LEVEL_H • Printer.PARAM_DEFAULT • Printer.PARAM_UNSPECIFIED

- addCut

Parameter	Specifiable Setting Value
type	<ul style="list-style-type: none"> • Printer.CUT_FEED • Printer.CUT_NO_FEED • Printer.PARAM_DEFAULT

- addSound

Parameter	Specifiable Setting Value
pattern	<ul style="list-style-type: none">• Printer.PATTERN_NONE• Printer.PATTERN_A• Printer.PATTERN_B• Printer.PATTERN_C• Printer.PATTERN_D• Printer.PATTERN_E• Printer.PATTERN_ERROR• Printer.PATTERN_PAPER_EMPTY• Printer.PARAM_DEFAULT
repeat	<ul style="list-style-type: none">• 1 to 255• Printer.PARAM_DEFAULT

TM-L100**Printer Specifications**

Item	40mm Specifica- tion	58mm Specifica- tion	80mm Specifica- tion (42 column)	80mm Specifica- tion (48 column)
Amount of initial feed	30 dots			
Initial page mode area	280 x 4800 dots	400 x 4800 dots	552 x 4800 dots	576 x 4800 dots
Maximum page mode area	280 x 4800 dots	420 x 4800 dots	576 x 4800 dots	
Baseline of Font A	21 dots from the top of the character			
Baseline of Font B	21 dots from the top of the character			

APIs for which restricted parameter setting values can be specified**Printer class**

- Printer

Parameter	Specifiable Setting Value
printerSeries	<ul style="list-style-type: none"> Printer.TM_L100
lang	<ul style="list-style-type: none"> Printer.MODEL_ANK Printer.MODEL_CHINESE Printer.MODEL_TAIWAN Printer.MODEL_KOREAN
context	-

- addTextLang

Parameter	Specifiable Setting Value
lang	<ul style="list-style-type: none"> Printer.LANG_EN (default) Printer.LANG_JA Printer.LANG_ZH_CN Printer.LANG_ZH_TW Printer.LANG_KO Printer.LANG_MULTI Printer.PARAM_DEFAULT

- addTextFont

Parameter	Specifiable Setting Value
font	<ul style="list-style-type: none"> • Printer.FONT_A (default) • Printer.FONT_B • Printer.PARAM_DEFAULT

- addTextStyle

Parameter	Specifiable Setting Value
reverse	<ul style="list-style-type: none"> • Printer.TRUE • Printer.FALSE (default) • Printer.PARAM_UNSPECIFIED • Printer.PARAM_DEFAULT
ul	<ul style="list-style-type: none"> • Printer.TRUE • Printer.FALSE (default) • Printer.PARAM_UNSPECIFIED • Printer.PARAM_DEFAULT
em	<ul style="list-style-type: none"> • Printer.TRUE • Printer.FALSE (default) • Printer.PARAM_UNSPECIFIED • Printer.PARAM_DEFAULT
color	<ul style="list-style-type: none"> • Printer.PARAM_UNSPECIFIED

- addBarcode

Parameter	Specifiable Setting Value
data	-
type	<ul style="list-style-type: none"> • Printer.BARCODE_UPC_A • Printer.BARCODE_UPC_E • Printer.BARCODE_EAN13 • Printer.BARCODE_JAN13 • Printer.BARCODE_EAN8 • Printer.BARCODE_JAN8 • Printer.BARCODE_CODE39 • Printer.BARCODE_ITF • Printer.BARCODE_CODABAR • Printer.BARCODE_CODE93 • Printer.BARCODE_CODE128 • Printer.BARCODE_CODE128_AUTO • Printer.BARCODE_GS1_128 • Printer.BARCODE_GS1_DATABAR_OMNIDIRECTIONAL • Printer.BARCODE_GS1_DATABAR_TRUNCATED • Printer.BARCODE_GS1_DATABAR_LIMITED • Printer.BARCODE_GS1_DATABAR_EXPANDED

Parameter	Specifiable Setting Value
hri	<ul style="list-style-type: none"> • Printer.HRI_NONE (default) • Printer.HRI_ABOVE • Printer.HRI_BELOW • Printer.HRI_BOTH • Printer.PARAM_DEFAULT • Printer.PARAM_UNSPECIFIED
font	<ul style="list-style-type: none"> • Printer.FONT_A (default) • Printer.FONT_B • Printer.PARAM_DEFAULT • Printer.PARAM_UNSPECIFIED
width	<ul style="list-style-type: none"> • Integer from 2 to 6 • Printer.PARAM_UNSPECIFIED
height	<ul style="list-style-type: none"> • Integer from 1 to 255 • Printer.PARAM_UNSPECIFIED

- addSymbol

Parameter	Specifiable Setting Value
data	-
type	<ul style="list-style-type: none"> • Printer.SYMBOL_PDF417_STANDARD • Printer.SYMBOL_PDF417_TRUNCATED • Printer.SYMBOL_QRCODE_MODEL_1 • Printer.SYMBOL_QRCODE_MODEL_2 • Printer.SYMBOL_MAXICODE_MODE_2 • Printer.SYMBOL_MAXICODE_MODE_3 • Printer.SYMBOL_MAXICODE_MODE_4 • Printer.SYMBOL_MAXICODE_MODE_5 • Printer.SYMBOL_MAXICODE_MODE_6 • Printer.SYMBOL_GS1_DATABAR_STACKED • Printer.SYMBOL_GS1_DATABAR_STACKED_OMNIDIRECTIONAL • Printer.SYMBOL_GS1_DATABAR_EXPANDED_STACKED • Printer.SYMBOL_AZTECCODE_FULLRANGE • Printer.SYMBOL_AZTECCODE_COMPACT • Printer.SYMBOL_DATAMATRIX_SQUARE • Printer.SYMBOL_DATAMATRIX_RECTANGLE_8 • Printer.SYMBOL_DATAMATRIX_RECTANGLE_12 • Printer.SYMBOL_DATAMATRIX_RECTANGLE_16

Parameter	Specificable Setting Value
level	<ul style="list-style-type: none"> • Printer.LEVEL_0 • Printer.LEVEL_1 • Printer.LEVEL_2 • Printer.LEVEL_3 • Printer.LEVEL_4 • Printer.LEVEL_5 • Printer.LEVEL_6 • Printer.LEVEL_7 • Printer.LEVEL_8 • Printer.LEVEL_L • Printer.LEVEL_M • Printer.LEVEL_Q • Printer.LEVEL_H • Integer from 5 to 95 • Printer.PARAM_DEFAULT • Printer.PARAM_UNSPECIFIED

- addPageLine

Parameter	Specificable Setting Value
x1	<ul style="list-style-type: none"> • Integer from 0 to 65535
y1	<ul style="list-style-type: none"> • Integer from 0 to 65535
x2	<ul style="list-style-type: none"> • Integer from 0 to 65535
y2	<ul style="list-style-type: none"> • Integer from 0 to 65535
lineStyle	<ul style="list-style-type: none"> • Printer.LINE_THIN • Printer.LINE_MEDIUM • Printer.LINE_THICK • Printer.PARAM_DEFAULT

- addPageRectangle

Parameter	Specificable Setting Value
x1	<ul style="list-style-type: none"> • Integer from 0 to 65535
y1	<ul style="list-style-type: none"> • Integer from 0 to 65535
x2	<ul style="list-style-type: none"> • Integer from 0 to 65535
y2	<ul style="list-style-type: none"> • Integer from 0 to 65535
lineStyle	<ul style="list-style-type: none"> • Printer.LINE_THIN • Printer.LINE_MEDIUM • Printer.LINE_THICK • Printer.PARAM_DEFAULT

- addCut

Parameter	Specifiable Setting Value
type	<ul style="list-style-type: none"> • Printer.CUT_FEED • Printer.CUT_NO_FEED • Printer.PARAM_DEFAULT

- addSound

Parameter	Specifiable Setting Value
pattern	<ul style="list-style-type: none"> • Printer.PATTERN_NONE • Printer.PATTERN_A • Printer.PATTERN_B • Printer.PATTERN_C • Printer.PATTERN_D • Printer.PATTERN_E • Printer.PATTERN_ERROR • Printer.PATTERN_PAPER_EMPTY • Printer.PARAM_DEFAULT
repeat	<ul style="list-style-type: none"> • 0 • 1 to 255 • Printer.PARAM_DEFAULT
cycle	<ul style="list-style-type: none"> • 1000 to 25500 • Printer.PARAM_DEFAULT

- addFeedPosition

Parameter	Specifiable Setting Value
position	<ul style="list-style-type: none"> • Printer.FEED_CUTTING

LineDisplay class

- LineDisplay

Parameter	Specifiable Setting Value
displaySeries	<ul style="list-style-type: none"> • LineDisplay.DM_D30 • LineDisplay.DM_D70
context	-

Reference information

Restrictions when the waiting for paper removal function is enabled

The following controls may stop when the printer is waiting for paper removal (REMOVAL_WAIT_PAPER).

- ☐ Ringing control of built-in buzzer
- ☐ Ringing control of optional external buzzer
- ☐ Control of customer display

❑ Control of barcode scanner

Recovered when the paper has been removed and the printer is no longer waiting for paper removal (REMOVAL_WAIT_NONE).

The built-in buzzer and optional external buzzer can be caused to ring while the printer is waiting for paper removal by making the settings for ringing while waiting for paper removal in the software settings of the printer.

For details, refer to the Technical Reference Guide.

TM-U220**Printer Specifications**

Item	76mm Specification	69.5mm Specification	57.5mm Specification
Amount of initial feed	12 dots		

APIs for which restricted parameter setting values can be specified**Printer class**

- Printer

Parameter	Specifiable Setting Value
printerSeries	<ul style="list-style-type: none"> • Printer.TM_U220
lang	<ul style="list-style-type: none"> • Printer.MODEL_ANK • Printer.MODEL_CHINESE • Printer.MODEL_TAIWAN • Printer.MODEL_KOREAN • Printer.MODEL_THAI
context	-

- addTextLang

Parameter	Specifiable Setting Value
lang	<ul style="list-style-type: none"> • Printer.LANG_EN (default) • Printer.LANG_JA • Printer.LANG_ZH_CN • Printer.LANG_ZH_TW • Printer.LANG_KO • Printer.LANG_TH • Printer.LANG_VI • Printer.PARAM_DEFAULT

- addTextFont

Parameter	Specifiable Setting Value
font	<ul style="list-style-type: none"> • Printer.FONT_A (default) • Printer.FONT_B • Printer.PARAM_DEFAULT

- addTextStyle

Parameter	Specifiable Setting Value
reverse	<ul style="list-style-type: none"> • Printer.TRUE • Printer.FALSE (default) • Printer.PARAM_UNSPECIFIED • Printer.PARAM_DEFAULT
ul	<ul style="list-style-type: none"> • Printer.TRUE • Printer.FALSE (default) • Printer.PARAM_UNSPECIFIED • Printer.PARAM_DEFAULT
em	<ul style="list-style-type: none"> • Printer.TRUE • Printer.FALSE (default) • Printer.PARAM_UNSPECIFIED • Printer.PARAM_DEFAULT
color	<ul style="list-style-type: none"> • Printer.COLOR_1 (default) • Printer.COLOR_2 • Printer.PARAM_UNSPECIFIED • Printer.PARAM_DEFAULT

- addImage

Parameter	Specifiable Setting Value
data	-
x	<ul style="list-style-type: none"> • Integer from 0 to 65534
y	<ul style="list-style-type: none"> • Integer from 0 to 65534
width	<ul style="list-style-type: none"> • Integer from 1 to 65535
height	<ul style="list-style-type: none"> • Integer from 1 to 65535
color	<ul style="list-style-type: none"> • Printer.COLOR_1 • Printer.COLOR_2 • Printer.PARAM_DEFAULT
mode	<ul style="list-style-type: none"> • Printer.MODE_MONO • Printer.MODE_MONO_HIGH_DENSITY • Printer.PARAM_DEFAULT
halftone	<ul style="list-style-type: none"> • Printer.HALFTONE_DITHER • Printer.HALFTONE_ERROR_DIFFUSION • Printer.HALFTONE_THRESHOLD • Printer.PARAM_DEFAULT
brightness	<ul style="list-style-type: none"> • Real number from 0.1 to 10.0 • Printer.PARAM_DEFAULT

Parameter	Specificable Setting Value
compress	<ul style="list-style-type: none"> • Printer.COMPRESS_DEFLATE • Printer.COMPRESS_NONE • Printer.COMPRESS_AUTO • Printer.PARAM_DEFAULT

- addLogo

Parameter	Specificable Setting Value
key1	<ul style="list-style-type: none"> • Integer from 1 to 255
key2	<ul style="list-style-type: none"> • Printer.PARAM_DEFAULT

- addCut

Parameter	Specificable Setting Value
type	<ul style="list-style-type: none"> • Printer.CUT_FEED • Printer.CUT_NO_FEED • Printer.PARAM_DEFAULT

- getPrinterSetting

Parameter	Specificable Setting Value
timeout	<ul style="list-style-type: none"> • Integer from 5000 to 600000 • Printer.PARAM_DEFAULT
type	<ul style="list-style-type: none"> • Printer.Setting.PaperWidth
listener	-

- setPrinterSetting

Parameter	Specificable Setting Value
timeout	<ul style="list-style-type: none"> • Integer from 5000 to 600000 • Printer.PARAM_DEFAULT
list	-
type	<ul style="list-style-type: none"> • Printer.Setting.PaperWidth
value	<ul style="list-style-type: none"> • Printer.Setting.PaperWidth58_0 • Printer.Setting.PaperWidth70_0 • Printer.Setting.PaperWidth76_0
listener	-

TM-U220II**Printer Specifications**

Item	76mm Specification	69.5mm Specification	57.5mm Specification
Amount of initial feed	12 dots		

APIs for which restricted parameter setting values can be specified**Printer class**

- Printer

Parameter	Specificable Setting Value
printerSeries	<ul style="list-style-type: none"> • Printer.TM_U220II
lang	<ul style="list-style-type: none"> • Printer.MODEL_ANK • Printer.MODEL_CHINESE • Printer.MODEL_TAIWAN • Printer.MODEL_KOREAN • Printer.MODEL_THAI
context	-

- addTextLang

Parameter	Specificable Setting Value
lang	<ul style="list-style-type: none"> • Printer.LANG_EN (default) • Printer.LANG_JA • Printer.LANG_ZH_CN • Printer.LANG_ZH_TW • Printer.LANG_KO • Printer.LANG_TH • Printer.LANG_VI • Printer.PARAM_DEFAULT

- addTextFont

Parameter	Specificable Setting Value
font	<ul style="list-style-type: none"> • Printer.FONT_A (default) • Printer.FONT_B • Printer.PARAM_DEFAULT

- addTextStyle

Parameter	Specifiable Setting Value
reverse	<ul style="list-style-type: none"> • Printer.TRUE • Printer.FALSE (default) • Printer.PARAM_UNSPECIFIED • Printer.PARAM_DEFAULT
ul	<ul style="list-style-type: none"> • Printer.TRUE • Printer.FALSE (default) • Printer.PARAM_UNSPECIFIED • Printer.PARAM_DEFAULT
em	<ul style="list-style-type: none"> • Printer.TRUE • Printer.FALSE (default) • Printer.PARAM_UNSPECIFIED • Printer.PARAM_DEFAULT
color	<ul style="list-style-type: none"> • Printer.COLOR_1 (default) • Printer.COLOR_2 • Printer.PARAM_UNSPECIFIED • Printer.PARAM_DEFAULT

- addImage

Parameter	Specifiable Setting Value
data	-
x	<ul style="list-style-type: none"> • Integer from 0 to 65534
y	<ul style="list-style-type: none"> • Integer from 0 to 65534
width	<ul style="list-style-type: none"> • Integer from 1 to 65535
height	<ul style="list-style-type: none"> • Integer from 1 to 65535
color	<ul style="list-style-type: none"> • Printer.COLOR_1 • Printer.COLOR_2 • Printer.PARAM_DEFAULT
mode	<ul style="list-style-type: none"> • Printer.MODE_MONO • Printer.MODE_MONO_HIGH_DENSITY • Printer.PARAM_DEFAULT
halftone	<ul style="list-style-type: none"> • Printer.HALFTONE_DITHER • Printer.HALFTONE_ERROR_DIFFUSION • Printer.HALFTONE_THRESHOLD • Printer.PARAM_DEFAULT
brightness	<ul style="list-style-type: none"> • Real number from 0.1 to 10.0 • Printer.PARAM_DEFAULT

Parameter	Specifiable Setting Value
compress	<ul style="list-style-type: none"> • Printer.COMPRESS_DEFLATE • Printer.COMPRESS_NONE • Printer.COMPRESS_AUTO • Printer.PARAM_DEFAULT

- addLogo

Parameter	Specifiable Setting Value
key1	<ul style="list-style-type: none"> • Integer from 1 to 255
key2	<ul style="list-style-type: none"> • Printer.PARAM_DEFAULT

- addCut

Parameter	Specifiable Setting Value
type	<ul style="list-style-type: none"> • Printer.CUT_FEED • Printer.CUT_NO_FEED • Printer.PARAM_DEFAULT

- addSound

Parameter	Specifiable Setting Value
pattern	<ul style="list-style-type: none"> • Printer.PATTERN_NONE • Printer.PATTERN_A • Printer.PATTERN_B • Printer.PATTERN_C • Printer.PATTERN_D • Printer.PATTERN_E • Printer.PATTERN_ERROR • Printer.PATTERN_PAPER_EMPTY • Printer.PARAM_DEFAULT
repeat	<ul style="list-style-type: none"> • 0 • 1 to 255 • Printer.PARAM_DEFAULT
cycle	<ul style="list-style-type: none"> • 1000 to 25500 • Printer.PARAM_DEFAULT

TM-U330**Printer Specifications**

Item	76mm Specification	69.5mm Specification	57.5mm Specification
Amount of initial feed	12 dots		

APIs for which restricted parameter setting values can be specified**Printer class**

- Printer

Parameter	Specifiable Setting Value
printerSeries	<ul style="list-style-type: none"> • Printer.TM_U330
lang	<ul style="list-style-type: none"> • Printer.MODEL_CHINESE
context	-

- addTextLang

Parameter	Specifiable Setting Value
lang	<ul style="list-style-type: none"> • Printer.LANG_EN (default) • Printer.LANG_JA • Printer.LANG_ZH_CN • Printer.LANG_ZH_TW • Printer.LANG_KO • Printer.LANG_TH • Printer.LANG_VI • Printer.PARAM_DEFAULT

- addTextFont

Parameter	Specifiable Setting Value
font	<ul style="list-style-type: none"> • Printer.FONT_A (default) • Printer.FONT_B • Printer.PARAM_DEFAULT

- addTextStyle

Parameter	Specifiable Setting Value
reverse	<ul style="list-style-type: none"> • Printer.TRUE • Printer.FALSE (default) • Printer.PARAM_UNSPECIFIED • Printer.PARAM_DEFAULT

Parameter	Specifiable Setting Value
ul	<ul style="list-style-type: none"> • Printer.TRUE • Printer.FALSE (default) • Printer.PARAM_UNSPECIFIED • Printer.PARAM_DEFAULT
em	<ul style="list-style-type: none"> • Printer.TRUE • Printer.FALSE (default) • Printer.PARAM_UNSPECIFIED • Printer.PARAM_DEFAULT
color	<ul style="list-style-type: none"> • Printer.COLOR_1 (default) • Printer.COLOR_2 • Printer.PARAM_UNSPECIFIED • Printer.PARAM_DEFAULT

- addImage

Parameter	Specifiable Setting Value
data	-
x	<ul style="list-style-type: none"> • Integer from 0 to 65534
y	<ul style="list-style-type: none"> • Integer from 0 to 65534
width	<ul style="list-style-type: none"> • Integer from 1 to 65535
height	<ul style="list-style-type: none"> • Integer from 1 to 65535
color	<ul style="list-style-type: none"> • Printer.COLOR_1 • Printer.COLOR_2 • Printer.PARAM_DEFAULT
mode	<ul style="list-style-type: none"> • Printer.MODE_MONO • Printer.MODE_MONO_HIGH_DENSITY • Printer.PARAM_DEFAULT
halftone	<ul style="list-style-type: none"> • Printer.HALFTONE_DITHER • Printer.HALFTONE_ERROR_DIFFUSION • Printer.HALFTONE_THRESHOLD • Printer.PARAM_DEFAULT
brightness	<ul style="list-style-type: none"> • Real number from 0.1 to 10.0 • Printer.PARAM_DEFAULT
compress	<ul style="list-style-type: none"> • Printer.COMPRESS_DEFLATE • Printer.COMPRESS_NONE • Printer.COMPRESS_AUTO • Printer.PARAM_DEFAULT

- addLogo

Parameter	Specifiable Setting Value
key1	<ul style="list-style-type: none"> • Integer from 1 to 255
key2	<ul style="list-style-type: none"> • Printer.PARAM_DEFAULT

- addBarcode

Parameter	Specifiable Setting Value
data	-
type	<ul style="list-style-type: none"> • Printer.BARCODE_CODE39 • Printer.BARCODE_CODE128
hri	<ul style="list-style-type: none"> • Printer.HRI_NONE (default) • Printer.HRI_ABOVE • Printer.HRI_BELOW • Printer.HRI_BOTH • Printer.PARAM_DEFAULT • Printer.PARAM_UNSPECIFIED
font	<ul style="list-style-type: none"> • Printer.FONT_A (default) • Printer.FONT_B • Printer.PARAM_DEFAULT • Printer.PARAM_UNSPECIFIED
width	<ul style="list-style-type: none"> • Integer from 2 to 6 • Printer.PARAM_UNSPECIFIED
height	<ul style="list-style-type: none"> • Integer from 1 to 255 • Printer.PARAM_UNSPECIFIED

- addSymbol

Parameter	Specifiable Setting Value
data	-
type	<ul style="list-style-type: none"> • Printer.SYMBOL_QRCODE_MODEL_1 • Printer.SYMBOL_QRCODE_MODEL_2
level	<ul style="list-style-type: none"> • Printer.LEVEL_L • Printer.LEVEL_M • Printer.LEVEL_Q • Printer.LEVEL_H • Printer.PARAM_DEFAULT • Printer.PARAM_UNSPECIFIED

- addCut

Parameter	Specifiable Setting Value
type	<ul style="list-style-type: none">• Printer.CUT_FEED• Printer.CUT_NO_FEED• Printer.PARAM_DEFAULT

- addFeedPosition

Parameter	Specifiable Setting Value
position	<ul style="list-style-type: none">• Printer.FEED_CUTTING

EU-m30**Printer Specifications**

Item	58mm Specification	80mm Specification
Amount of initial feed	30 dots	
Initial page mode area	420 x 4800 dots	576 x 4800 dots
Maximum page mode area	420 x 4800 dots	576 x 4800 dots
Baseline of Font A	21 dots from the top of the character	
Baseline of Font B	21 dots from the top of the character	
Baseline of Font C	16 dots from the top of the character	

APIs for which restricted parameter setting values can be specified**Printer class**

- Printer

Parameter	Specificable Setting Value
printerSeries	<ul style="list-style-type: none"> • Printer.EU_M30
lang	<ul style="list-style-type: none"> • Printer.MODEL_ANK • Printer.MODEL_CHINESE • Printer.MODEL_TAIWAN • Printer.MODEL_SOUTHASIA
context	-

- addTextFont

Parameter	Specificable Setting Value
font	<ul style="list-style-type: none"> • Printer.FONT_A (default) • Printer.FONT_B • Printer.FONT_C • Printer.PARAM_DEFAULT

- addTextStyle

Parameter	Specificable Setting Value
reverse	<ul style="list-style-type: none"> • Printer.TRUE • Printer.FALSE (default) • Printer.PARAM_UNSPECIFIED • Printer.PARAM_DEFAULT

Parameter	Specifiable Setting Value
ul	<ul style="list-style-type: none"> • Printer.TRUE • Printer.FALSE (default) • Printer.PARAM_UNSPECIFIED • Printer.PARAM_DEFAULT
em	<ul style="list-style-type: none"> • Printer.TRUE • Printer.FALSE (default) • Printer.PARAM_UNSPECIFIED • Printer.PARAM_DEFAULT
color	<ul style="list-style-type: none"> • Printer.COLOR_1 (default) • Printer.PARAM_UNSPECIFIED • Printer.PARAM_DEFAULT

- addImage

Parameter	Specifiable Setting Value
data	-
x	<ul style="list-style-type: none"> • Integer from 0 to 65534
y	<ul style="list-style-type: none"> • Integer from 0 to 65534
width	<ul style="list-style-type: none"> • Integer from 1 to 65535
height	<ul style="list-style-type: none"> • Integer from 1 to 65535
color	<ul style="list-style-type: none"> • Printer.COLOR_1 • Printer.PARAM_DEFAULT
mode	<ul style="list-style-type: none"> • Printer.MODE_MONO • Printer.MODE_MONO_HIGH_DENSITY • Printer.PARAM_DEFAULT
halftone	<ul style="list-style-type: none"> • Printer.HALFTONE_DITHER • Printer.HALFTONE_ERROR_DIFFUSION • Printer.HALFTONE_THRESHOLD • Printer.PARAM_DEFAULT
brightness	<ul style="list-style-type: none"> • Real number from 0.1 to 10.0 • Printer.PARAM_DEFAULT
compress	<ul style="list-style-type: none"> • Printer.COMPRESS_DEFLATE • Printer.COMPRESS_NONE • Printer.COMPRESS_AUTO • Printer.PARAM_DEFAULT

- addBarcode

Parameter	Specifiable Setting Value
data	-

Parameter	Specifiable Setting Value
type	<ul style="list-style-type: none"> • Printer.BARCODE_UPC_A • Printer.BARCODE_UPC_E • Printer.BARCODE_EAN13 • Printer.BARCODE_JAN13 • Printer.BARCODE_EAN8 • Printer.BARCODE_JAN8 • Printer.BARCODE_CODE39 • Printer.BARCODE_ITF • Printer.BARCODE_CODABAR • Printer.BARCODE_CODE93 • Printer.BARCODE_CODE128 • Printer.BARCODE_CODE128_AUTO • Printer.BARCODE_GS1_128 • Printer.BARCODE_GS1_DATABAR_OMNIDIRECTIONAL • Printer.BARCODE_GS1_DATABAR_TRUNCATED • Printer.BARCODE_GS1_DATABAR_LIMITED • Printer.BARCODE_GS1_DATABAR_EXPANDED
hri	<ul style="list-style-type: none"> • Printer.HRI_NONE (default) • Printer.HRI_ABOVE • Printer.HRI_BELOW • Printer.HRI_BOTH • Printer.PARAM_DEFAULT • Printer.PARAM_UNSPECIFIED
font	<ul style="list-style-type: none"> • Printer.FONT_A (default) • Printer.FONT_B • Printer.FONT_C • Printer.PARAM_DEFAULT • Printer.PARAM_UNSPECIFIED
width	<ul style="list-style-type: none"> • Integer from 2 to 6 • Printer.PARAM_UNSPECIFIED
height	<ul style="list-style-type: none"> • Integer from 1 to 255 • Printer.PARAM_UNSPECIFIED

- addSymbol

Parameter	Specifiable Setting Value
data	-

Parameter	Specifiable Setting Value
type	<ul style="list-style-type: none"> • Printer.SYMBOL_PDF417_STANDARD • Printer.SYMBOL_PDF417_TRUNCATED • Printer.SYMBOL_QRCODE_MODEL_1 • Printer.SYMBOL_QRCODE_MODEL_2 • Printer.SYMBOL_MAXICODE_MODE_2 • Printer.SYMBOL_MAXICODE_MODE_3 • Printer.SYMBOL_MAXICODE_MODE_4 • Printer.SYMBOL_MAXICODE_MODE_5 • Printer.SYMBOL_MAXICODE_MODE_6 • Printer.SYMBOL_GS1_DATABAR_STACKED • Printer.SYMBOL_GS1_DATABAR_STACKED_OMNIDIRECTIONAL • Printer.SYMBOL_GS1_DATABAR_EXPANDED_STACKED • Printer.SYMBOL_AZTECCODE_FULLRANGE • Printer.SYMBOL_AZTECCODE_COMPACT • Printer.SYMBOL_DATAMATRIX_SQUARE • Printer.SYMBOL_DATAMATRIX_RECTANGLE_8 • Printer.SYMBOL_DATAMATRIX_RECTANGLE_12 • Printer.SYMBOL_DATAMATRIX_RECTANGLE_16
level	<ul style="list-style-type: none"> • Printer.LEVEL_0 • Printer.LEVEL_1 • Printer.LEVEL_2 • Printer.LEVEL_3 • Printer.LEVEL_4 • Printer.LEVEL_5 • Printer.LEVEL_6 • Printer.LEVEL_7 • Printer.LEVEL_8 • Printer.LEVEL_L • Printer.LEVEL_M • Printer.LEVEL_Q • Printer.LEVEL_H • Integer from 5 to 95 • Printer.PARAM_DEFAULT • Printer.PARAM_UNSPECIFIED

- addPageLine

Parameter	Specifiable Setting Value
x1	<ul style="list-style-type: none"> • Integer from 0 to 65535
y1	<ul style="list-style-type: none"> • Integer from 0 to 65535
x2	<ul style="list-style-type: none"> • Integer from 0 to 65535
y2	<ul style="list-style-type: none"> • Integer from 0 to 65535

Parameter	Specifiable Setting Value
lineStyle	<ul style="list-style-type: none"> • Printer.LINE_THIN • Printer.LINE_MEDIUM • Printer.LINE_THICK • Printer.PARAM_DEFAULT

- addPageRectangle

Parameter	Specifiable Setting Value
x1	<ul style="list-style-type: none"> • Integer from 0 to 65535
y1	<ul style="list-style-type: none"> • Integer from 0 to 65535
x2	<ul style="list-style-type: none"> • Integer from 0 to 65535
y2	<ul style="list-style-type: none"> • Integer from 0 to 65535
lineStyle	<ul style="list-style-type: none"> • Printer.LINE_THIN • Printer.LINE_MEDIUM • Printer.LINE_THICK • Printer.PARAM_DEFAULT

- addCut

Parameter	Specifiable Setting Value
type	<ul style="list-style-type: none"> • Printer.CUT_FEED • Printer.CUT_NO_FEED • Printer.PARAM_DEFAULT

- setPrinterSetting

Parameter	Specifiable Setting Value
timeout	<ul style="list-style-type: none"> • Integer from 5000 to 600000 • Printer.PARAM_DEFAULT
list	-
type	<ul style="list-style-type: none"> • Printer.Setting.PaperWidth • Printer.Setting.PrintDensity • Printer.Setting.PrintSpeed

Parameter	Specifiable Setting Value
value	<ul style="list-style-type: none"> • Printer.Setting.PaperWidth58_0 • Printer.Setting.PaperWidth80_0 • Printer.Setting.PrintDensity70 • Printer.Setting.PrintDensity75 • Printer.Setting.PrintDensity80 • Printer.Setting.PrintDensity85 • Printer.Setting.PrintDensity90 • Printer.Setting.PrintDensity95 • Printer.Setting.PrintDensity100 • Printer.Setting.PrintDensity105 • Printer.Setting.PrintDensity110 • Printer.Setting.PrintDensity115 • Printer.Setting.PrintDensity120 • Printer.Setting.PrintDensity125 • Printer.Setting.PrintDensity130 • Printer.Setting.PrintSpeed1 • Printer.Setting.PrintSpeed2 • Printer.Setting.PrintSpeed3 • Printer.Setting.PrintSpeed4 • Printer.Setting.PrintSpeed5 • Printer.Setting.PrintSpeed6 • Printer.Setting.PrintSpeed7 • Printer.Setting.PrintSpeed8 • Printer.Setting.PrintSpeed9 • Printer.Setting.PrintSpeed10 • Printer.Setting.PrintSpeed11 • Printer.Setting.PrintSpeed12 • Printer.Setting.PrintSpeed13
listener	-

TM-P20**Printer Specifications**

Item	Specification
Amount of initial feed	30 dots
Initial page mode area	384 x 2400 dots
Maximum page mode area	384 x 2400 dots
Baseline of Font A	21 dots from the top of the character
Baseline of Font B	21 dots from the top of the character
Baseline of Font C	16 dots from the top of the character
Baseline of Font D	21 dots from the top of the character
Baseline of Font E	15 dots from the top of the character

APIs for which restricted parameter setting values can be specified**Printer class**

- Printer

Parameter	Specifiable Setting Value
printerSeries	<ul style="list-style-type: none"> • Printer.TM_P20
lang	<ul style="list-style-type: none"> • Printer.MODEL_ANK • Printer.MODEL_CHINESE • Printer.MODEL_TAIWAN • Printer.MODEL_SOUTHASIA
context	-

- addTextLang

Parameter	Specifiable Setting Value
lang	<ul style="list-style-type: none"> • Printer.LANG_EN (default) • Printer.LANG_JA • Printer.LANG_ZH_CN • Printer.LANG_ZH_TW • Printer.LANG_KO • Printer.LANG_TH • Printer.LANG_VI • Printer.PARAM_DEFAULT

- addTextStyle

Parameter	Specifiable Setting Value
reverse	<ul style="list-style-type: none"> • Printer.TRUE • Printer.FALSE (default) • Printer.PARAM_UNSPECIFIED • Printer.PARAM_DEFAULT
ul	<ul style="list-style-type: none"> • Printer.TRUE • Printer.FALSE (default) • Printer.PARAM_UNSPECIFIED • Printer.PARAM_DEFAULT
em	<ul style="list-style-type: none"> • Printer.TRUE • Printer.FALSE (default) • Printer.PARAM_UNSPECIFIED • Printer.PARAM_DEFAULT
color	<ul style="list-style-type: none"> • Printer.COLOR_1 (default) • Printer.PARAM_UNSPECIFIED • Printer.PARAM_DEFAULT

- addImage

Parameter	Specifiable Setting Value
data	-
x	<ul style="list-style-type: none"> • Integer from 0 to 65534
y	<ul style="list-style-type: none"> • Integer from 0 to 65534
width	<ul style="list-style-type: none"> • Integer from 1 to 65535
height	<ul style="list-style-type: none"> • Integer from 1 to 65535
color	<ul style="list-style-type: none"> • Printer.COLOR_1 • Printer.PARAM_DEFAULT
mode	<ul style="list-style-type: none"> • Printer.MODE_MONO • Printer.MODE_MONO_HIGH_DENSITY • Printer.PARAM_DEFAULT
halftone	<ul style="list-style-type: none"> • Printer.HALFTONE_DITHER • Printer.HALFTONE_ERROR_DIFFUSION • Printer.HALFTONE_THRESHOLD • Printer.PARAM_DEFAULT
brightness	<ul style="list-style-type: none"> • Real number from 0.1 to 10.0 • Printer.PARAM_DEFAULT

Parameter	Specificable Setting Value
compress	<ul style="list-style-type: none"> • Printer.COMPRESS_DEFLATE • Printer.COMPRESS_NONE • Printer.COMPRESS_AUTO • Printer.PARAM_DEFAULT

- addBarcode

Parameter	Specificable Setting Value
data	-
type	<ul style="list-style-type: none"> • Printer.BARCODE_UPC_A • Printer.BARCODE_UPC_E • Printer.BARCODE_EAN13 • Printer.BARCODE_JAN13 • Printer.BARCODE_EAN8 • Printer.BARCODE_JAN8 • Printer.BARCODE_CODE39 • Printer.BARCODE_ITF • Printer.BARCODE_CODABAR • Printer.BARCODE_CODE93 • Printer.BARCODE_CODE128 • Printer.BARCODE_GS1_128 • Printer.BARCODE_GS1_DATABAR_OMNIDIRECTIONAL • Printer.BARCODE_GS1_DATABAR_TRUNCATED • Printer.BARCODE_GS1_DATABAR_LIMITED • Printer.BARCODE_GS1_DATABAR_EXPANDED
hri	<ul style="list-style-type: none"> • Printer.HRI_NONE (default) • Printer.HRI_ABOVE • Printer.HRI_BELOW • Printer.HRI_BOTH • Printer.PARAM_DEFAULT • Printer.PARAM_UNSPECIFIED
font	<ul style="list-style-type: none"> • Printer.FONT_A (default) • Printer.FONT_B • Printer.FONT_C • Printer.FONT_D • Printer.FONT_E • Printer.PARAM_DEFAULT • Printer.PARAM_UNSPECIFIED
width	<ul style="list-style-type: none"> • Integer from 2 to 6 • Printer.PARAM_UNSPECIFIED
height	<ul style="list-style-type: none"> • Integer from 1 to 255 • Printer.PARAM_UNSPECIFIED

- addSymbol

Parameter	Specifiable Setting Value
data	-
type	<ul style="list-style-type: none"> • Printer.SYMBOL_PDF417_STANDARD • Printer.SYMBOL_PDF417_TRUNCATED • Printer.SYMBOL_QRCODE_MODEL_1 • Printer.SYMBOL_QRCODE_MODEL_2 • Printer.SYMBOL_MAXICODE_MODE_2 • Printer.SYMBOL_MAXICODE_MODE_3 • Printer.SYMBOL_MAXICODE_MODE_4 • Printer.SYMBOL_MAXICODE_MODE_5 • Printer.SYMBOL_MAXICODE_MODE_6 • Printer.SYMBOL_GS1_DATABAR_STACKED • Printer.SYMBOL_GS1_DATABAR_STACKED_OMNIDIRECTIONAL • Printer.SYMBOL_GS1_DATABAR_EXPANDED_STACKED • Printer.SYMBOL_AZTECCODE_FULLRANGE • Printer.SYMBOL_AZTECCODE_COMPACT • Printer.SYMBOL_DATAMATRIX_SQUARE • Printer.SYMBOL_DATAMATRIX_RECTANGLE_8 • Printer.SYMBOL_DATAMATRIX_RECTANGLE_12 • Printer.SYMBOL_DATAMATRIX_RECTANGLE_16
level	<ul style="list-style-type: none"> • Printer.LEVEL_0 • Printer.LEVEL_1 • Printer.LEVEL_2 • Printer.LEVEL_3 • Printer.LEVEL_4 • Printer.LEVEL_5 • Printer.LEVEL_6 • Printer.LEVEL_7 • Printer.LEVEL_8 • Printer.LEVEL_L • Printer.LEVEL_M • Printer.LEVEL_Q • Printer.LEVEL_H • Integer from 5 to 95 • Printer.PARAM_DEFAULT • Printer.PARAM_UNSPECIFIED

- addPageLine

Parameter	Specifiable Setting Value
x1	• Integer from 0 to 65535
y1	• Integer from 0 to 65535

Parameter	Specifiable Setting Value
x2	<ul style="list-style-type: none"> Integer from 0 to 65535
y2	<ul style="list-style-type: none"> Integer from 0 to 65535
lineStyle	<ul style="list-style-type: none"> Printer.LINE_THIN Printer.LINE_MEDIUM Printer.LINE_THICK Printer.PARAM_DEFAULT

- addPageRectangle

Parameter	Specifiable Setting Value
x1	<ul style="list-style-type: none"> Integer from 0 to 65535
y1	<ul style="list-style-type: none"> Integer from 0 to 65535
x2	<ul style="list-style-type: none"> Integer from 0 to 65535
y2	<ul style="list-style-type: none"> Integer from 0 to 65535
lineStyle	<ul style="list-style-type: none"> Printer.LINE_THIN Printer.LINE_MEDIUM Printer.LINE_THICK Printer.PARAM_DEFAULT

- addCut

Parameter	Specifiable Setting Value
type	<ul style="list-style-type: none"> Printer.CUT_FEED Printer.CUT_NO_FEED Printer.PARAM_DEFAULT

- addSound

Parameter	Specifiable Setting Value
pattern	<ul style="list-style-type: none"> Printer.PATTERN_NONE Printer.PATTERN_1 Printer.PATTERN_2 Printer.PATTERN_3 Printer.PATTERN_4 Printer.PATTERN_5 Printer.PATTERN_6 Printer.PATTERN_7 Printer.PATTERN_8 Printer.PATTERN_9 Printer.PATTERN_10 Printer.PARAM_DEFAULT

Parameter	Specifiable Setting Value
repeat	<ul style="list-style-type: none"> • 1 to 255 • Printer.PARAM_DEFAULT
cycle	<ul style="list-style-type: none"> • 1000 to 25500 • Printer.PARAM_DEFAULT

- addFeedPosition

Parameter	Specifiable Setting Value
position	<ul style="list-style-type: none"> • Printer.FEED_CUTTING • Printer.FEED_CURRENT_TOF • Printer.FEED_NEXT_TOF

- addLayout

Parameter	Specifiable Setting Value
type	<ul style="list-style-type: none"> • Printer.LAYOUT_RECEIPT • Printer.LAYOUT_RECEIPT_BM
width	<ul style="list-style-type: none"> • Integer from 1 to 10000
height	<ul style="list-style-type: none"> • Receipt (without black mark) • Receipt (with black mark)
marginTop	<ul style="list-style-type: none"> • Receipt (without black mark) • Receipt (with black mark)
marginBottom	<ul style="list-style-type: none"> • Receipt (without black mark) • Receipt (with black mark)
offsetCut	<ul style="list-style-type: none"> • Receipt (without black mark) • Receipt (with black mark)
offsetLabel	<ul style="list-style-type: none"> • Receipt (without black mark) • Receipt (with black mark)

- getMaintenanceCounter

Parameter	Specifiable Setting Value
timeout	<ul style="list-style-type: none"> • Integer from 5000 to 600000 • Printer.PARAM_DEFAULT
type	<ul style="list-style-type: none"> • Printer.MaintenanceCounter.PaperFeed
listener	-

- resetMaintenanceCounter

Parameter	Specifiable Setting Value
timeout	<ul style="list-style-type: none"> • Integer from 5000 to 600000 • Printer.PARAM_DEFAULT

Parameter	Specifiable Setting Value
type	<ul style="list-style-type: none"> Printer.MaintenanceCounter.PaperFeed
listener	-

- getPrinterSetting

Parameter	Specifiable Setting Value
timeout	<ul style="list-style-type: none"> Integer from 5000 to 600000 Printer.PARAM_DEFAULT
type	<ul style="list-style-type: none"> Printer.Setting.PrintDensity Printer.Setting.PrintSpeed
listener	-

- setPrinterSetting

Parameter	Specifiable Setting Value
timeout	<ul style="list-style-type: none"> Integer from 5000 to 600000 Printer.PARAM_DEFAULT
list	-
type	<ul style="list-style-type: none"> Printer.Setting.PrintDensity Printer.Setting.PrintSpeed

Parameter	Specifiable Setting Value
value	<ul style="list-style-type: none"> • Printer.Setting.PrintDensity70 • Printer.Setting.PrintDensity75 • Printer.Setting.PrintDensity80 • Printer.Setting.PrintDensity85 • Printer.Setting.PrintDensity90 • Printer.Setting.PrintDensity95 • Printer.Setting.PrintDensity100 • Printer.Setting.PrintDensity105 • Printer.Setting.PrintDensity110 • Printer.Setting.PrintDensity115 • Printer.Setting.PrintDensity120 • Printer.Setting.PrintDensity125 • Printer.Setting.PrintDensity130 • Printer.Setting.PrintSpeed1 • Printer.Setting.PrintSpeed2 • Printer.Setting.PrintSpeed3 • Printer.Setting.PrintSpeed4 • Printer.Setting.PrintSpeed5 • Printer.Setting.PrintSpeed6 • Printer.Setting.PrintSpeed7 • Printer.Setting.PrintSpeed8 • Printer.Setting.PrintSpeed9 • Printer.Setting.PrintSpeed10
listener	-

TM-P20II**Printer Specifications**

Item	Specification
Amount of initial feed	30 dots
Initial page mode area	384 x 2400 dots
Maximum page mode area	384 x 2400 dots
Baseline of Font A	21 dots from the top of the character
Baseline of Font B	21 dots from the top of the character
Baseline of Font C	16 dots from the top of the character

APIs for which restricted parameter setting values can be specified**Printer class**

- Printer

Parameter	Specifiable Setting Value
printerSeries	<ul style="list-style-type: none"> • Printer.TM_P20II
lang	<ul style="list-style-type: none"> • Printer.MODEL_ANK • Printer.MODEL_CHINESE • Printer.MODEL_TAIWAN • Printer.MODEL_SOUTHASIA
context	-

- addTextFont

Parameter	Specifiable Setting Value
font	<ul style="list-style-type: none"> • Printer.FONT_A (default) • Printer.FONT_B • Printer.FONT_C • Printer.PARAM_DEFAULT

- addTextStyle

Parameter	Specifiable Setting Value
reverse	<ul style="list-style-type: none"> • Printer.TRUE • Printer.FALSE (default) • Printer.PARAM_UNSPECIFIED • Printer.PARAM_DEFAULT

Parameter	Specifiable Setting Value
ul	<ul style="list-style-type: none"> • Printer.TRUE • Printer.FALSE (default) • Printer.PARAM_UNSPECIFIED • Printer.PARAM_DEFAULT
em	<ul style="list-style-type: none"> • Printer.TRUE • Printer.FALSE (default) • Printer.PARAM_UNSPECIFIED • Printer.PARAM_DEFAULT
color	<ul style="list-style-type: none"> • Printer.COLOR_1 (default) • Printer.COLOR_4 • Printer.PARAM_UNSPECIFIED • Printer.PARAM_DEFAULT

- addImage

Parameter	Specifiable Setting Value
data	-
x	<ul style="list-style-type: none"> • Integer from 0 to 65534
y	<ul style="list-style-type: none"> • Integer from 0 to 65534
width	<ul style="list-style-type: none"> • Integer from 1 to 65535
height	<ul style="list-style-type: none"> • Integer from 1 to 65535
color	<ul style="list-style-type: none"> • Printer.COLOR_NONE • Printer.COLOR_1 • Printer.PARAM_DEFAULT
mode	<ul style="list-style-type: none"> • Printer.MODE_MONO • Printer.MODE_MONO_HIGH_DENSITY • Printer.PARAM_DEFAULT
halftone	<ul style="list-style-type: none"> • Printer.HALFTONE_DITHER • Printer.HALFTONE_ERROR_DIFFUSION • Printer.HALFTONE_THRESHOLD • Printer.PARAM_DEFAULT
brightness	<ul style="list-style-type: none"> • Real number from 0.1 to 10.0 • Printer.PARAM_DEFAULT
compress	<ul style="list-style-type: none"> • Printer.COMPRESS_DEFLATE • Printer.COMPRESS_NONE • Printer.COMPRESS_AUTO • Printer.PARAM_DEFAULT

- addSymbol

Parameter	Specifiable Setting Value
data	-
type	<ul style="list-style-type: none"> • Printer.SYMBOL_PDF417_STANDARD • Printer.SYMBOL_PDF417_TRUNCATED • Printer.SYMBOL_QRCODE_MODEL_1 • Printer.SYMBOL_QRCODE_MODEL_2 • Printer.SYMBOL_MAXICODE_MODE_2 • Printer.SYMBOL_MAXICODE_MODE_3 • Printer.SYMBOL_MAXICODE_MODE_4 • Printer.SYMBOL_MAXICODE_MODE_5 • Printer.SYMBOL_MAXICODE_MODE_6 • Printer.SYMBOL_GS1_DATABAR_STACKED • Printer.SYMBOL_GS1_DATABAR_STACKED_OMNIDIRECTIONAL • Printer.SYMBOL_GS1_DATABAR_EXPANDED_STACKED • Printer.SYMBOL_AZTECCODE_FULLRANGE • Printer.SYMBOL_AZTECCODE_COMPACT • Printer.SYMBOL_DATAMATRIX_SQUARE • Printer.SYMBOL_DATAMATRIX_RECTANGLE_8 • Printer.SYMBOL_DATAMATRIX_RECTANGLE_12 • Printer.SYMBOL_DATAMATRIX_RECTANGLE_16
level	<ul style="list-style-type: none"> • Printer.LEVEL_0 • Printer.LEVEL_1 • Printer.LEVEL_2 • Printer.LEVEL_3 • Printer.LEVEL_4 • Printer.LEVEL_5 • Printer.LEVEL_6 • Printer.LEVEL_7 • Printer.LEVEL_8 • Printer.LEVEL_L • Printer.LEVEL_M • Printer.LEVEL_Q • Printer.LEVEL_H • Integer from 5 to 95 • Printer.PARAM_DEFAULT • Printer.PARAM_UNSPECIFIED

- addPageLine

Parameter	Specifiable Setting Value
x1	• Integer from 0 to 65535
y1	• Integer from 0 to 65535

Parameter	Specifiable Setting Value
x2	<ul style="list-style-type: none"> Integer from 0 to 65535
y2	<ul style="list-style-type: none"> Integer from 0 to 65535
lineStyle	<ul style="list-style-type: none"> Printer.LINE_THIN Printer.LINE_MEDIUM Printer.LINE_THICK Printer.PARAM_DEFAULT

- addPageRectangle

Parameter	Specifiable Setting Value
x1	<ul style="list-style-type: none"> Integer from 0 to 65535
y1	<ul style="list-style-type: none"> Integer from 0 to 65535
x2	<ul style="list-style-type: none"> Integer from 0 to 65535
y2	<ul style="list-style-type: none"> Integer from 0 to 65535
lineStyle	<ul style="list-style-type: none"> Printer.LINE_THIN Printer.LINE_MEDIUM Printer.LINE_THICK Printer.PARAM_DEFAULT

- addCut

Parameter	Specifiable Setting Value
type	<ul style="list-style-type: none"> Printer.CUT_FEED Printer.CUT_NO_FEED Printer.PARAM_DEFAULT

- addSound

Parameter	Specifiable Setting Value
pattern	<ul style="list-style-type: none"> Printer.PATTERN_NONE Printer.PATTERN_1 Printer.PATTERN_2 Printer.PATTERN_3 Printer.PATTERN_4 Printer.PATTERN_5 Printer.PATTERN_6 Printer.PATTERN_7 Printer.PATTERN_8 Printer.PATTERN_9 Printer.PATTERN_10 Printer.PARAM_DEFAULT

Parameter	Specifiable Setting Value
repeat	<ul style="list-style-type: none"> • 0 • 1 to 255 • Printer.PARAM_DEFAULT
cycle	<ul style="list-style-type: none"> • 1000 to 25500 • Printer.PARAM_DEFAULT

- addFeedPosition

Parameter	Specifiable Setting Value
position	<ul style="list-style-type: none"> • Printer.FEED_CUTTING • Printer.FEED_CURRENT_TOF • Printer.FEED_NEXT_TOF

- addLayout

Parameter	Specifiable Setting Value
type	<ul style="list-style-type: none"> • Printer.LAYOUT_RECEIPT • Printer.LAYOUT_RECEIPT_BM
width	<ul style="list-style-type: none"> • Integer from 1 to 10000
height	<ul style="list-style-type: none"> • Receipt (without black mark) • Receipt (with black mark)
marginTop	<ul style="list-style-type: none"> • Receipt (without black mark) • Receipt (with black mark)
marginBottom	<ul style="list-style-type: none"> • Receipt (without black mark) • Receipt (with black mark)
offsetCut	<ul style="list-style-type: none"> • Receipt (without black mark) • Receipt (with black mark)
offsetLabel	<ul style="list-style-type: none"> • Receipt (without black mark) • Receipt (with black mark)

- getMaintenanceCounter

Parameter	Specifiable Setting Value
timeout	<ul style="list-style-type: none"> • Integer from 5000 to 600000 • Printer.PARAM_DEFAULT
type	<ul style="list-style-type: none"> • Printer.MaintenanceCounter.PaperFeed
listener	-

- resetMaintenanceCounter

Parameter	Specificable Setting Value
timeout	<ul style="list-style-type: none">• Integer from 5000 to 600000• Printer.PARAM_DEFAULT
type	<ul style="list-style-type: none">• Printer.MaintenanceCounter.PaperFeed
listener	-

TM-P60 (Receipt)**Printer Specifications**

Item	58mm Specification	60mm Specification
Amount of initial feed	30 dots	
Initial page mode area	420 x 1200 dots	432 x 1200 dots
Maximum page mode area	420 x 1200 dots	432 x 1200 dots
Baseline of Font A	21 dots from the top of the character	
Baseline of Font B	21 dots from the top of the character	
Baseline of Font C	15 dots from the top of the character	

APIs for which restricted parameter setting values can be specified**Printer class**

- Printer

Parameter	Specifiable Setting Value
printerSeries	<ul style="list-style-type: none"> • Printer.TM_P60
lang	<ul style="list-style-type: none"> • Printer.MODEL_ANK • Printer.MODEL_TAIWAN
context	-

- addTextLang

Parameter	Specifiable Setting Value
lang	<ul style="list-style-type: none"> • Printer.LANG_EN (default) • Printer.LANG_JA • Printer.LANG_ZH_CN • Printer.LANG_ZH_TW • Printer.LANG_KO • Printer.LANG_TH • Printer.LANG_VI • Printer.PARAM_DEFAULT

- addTextFont

Parameter	Specifiable Setting Value
font	<ul style="list-style-type: none"> • Printer.FONT_A (default) • Printer.FONT_B • Printer.FONT_C • Printer.PARAM_DEFAULT

- addTextStyle

Parameter	Specifiable Setting Value
reverse	<ul style="list-style-type: none"> • Printer.TRUE • Printer.FALSE (default) • Printer.PARAM_UNSPECIFIED • Printer.PARAM_DEFAULT
ul	<ul style="list-style-type: none"> • Printer.TRUE • Printer.FALSE (default) • Printer.PARAM_UNSPECIFIED • Printer.PARAM_DEFAULT
em	<ul style="list-style-type: none"> • Printer.TRUE • Printer.FALSE (default) • Printer.PARAM_UNSPECIFIED • Printer.PARAM_DEFAULT
color	<ul style="list-style-type: none"> • Printer.COLOR_1 (default) • Printer.PARAM_UNSPECIFIED • Printer.PARAM_DEFAULT

- addImage

Parameter	Specifiable Setting Value
data	-
x	<ul style="list-style-type: none"> • Integer from 0 to 65534
y	<ul style="list-style-type: none"> • Integer from 0 to 65534
width	<ul style="list-style-type: none"> • Integer from 1 to 65535
height	<ul style="list-style-type: none"> • Integer from 1 to 65535
color	<ul style="list-style-type: none"> • Printer.COLOR_1 • Printer.PARAM_DEFAULT
mode	<ul style="list-style-type: none"> • Printer.MODE_MONO • Printer.MODE_MONO_HIGH_DENSITY • Printer.PARAM_DEFAULT
halftone	<ul style="list-style-type: none"> • Printer.HALFTONE_DITHER • Printer.HALFTONE_ERROR_DIFFUSION • Printer.HALFTONE_THRESHOLD • Printer.PARAM_DEFAULT
brightness	<ul style="list-style-type: none"> • Real number from 0.1 to 10.0 • Printer.PARAM_DEFAULT

Parameter	Specificable Setting Value
compress	<ul style="list-style-type: none"> • Printer.COMPRESS_DEFLATE • Printer.COMPRESS_NONE • Printer.COMPRESS_AUTO • Printer.PARAM_DEFAULT

- addBarcode

Parameter	Specificable Setting Value
data	-
type	<ul style="list-style-type: none"> • Printer.BARCODE_UPC_A • Printer.BARCODE_UPC_E • Printer.BARCODE_EAN13 • Printer.BARCODE_JAN13 • Printer.BARCODE_EAN8 • Printer.BARCODE_JAN8 • Printer.BARCODE_CODE39 • Printer.BARCODE_ITF • Printer.BARCODE_CODABAR • Printer.BARCODE_CODE93 • Printer.BARCODE_CODE128
hri	<ul style="list-style-type: none"> • Printer.HRI_NONE (default) • Printer.HRI_ABOVE • Printer.HRI_BELOW • Printer.HRI_BOTH • Printer.PARAM_DEFAULT • Printer.PARAM_UNSPECIFIED
font	<ul style="list-style-type: none"> • Printer.FONT_A (default) • Printer.FONT_B • Printer.FONT_C • Printer.PARAM_DEFAULT • Printer.PARAM_UNSPECIFIED
width	<ul style="list-style-type: none"> • Integer from 2 to 6 • Printer.PARAM_UNSPECIFIED
height	<ul style="list-style-type: none"> • Integer from 1 to 255 • Printer.PARAM_UNSPECIFIED

- addPageLine

Parameter	Specificable Setting Value
x1	<ul style="list-style-type: none"> • Integer from 0 to 65535
y1	<ul style="list-style-type: none"> • Integer from 0 to 65535
x2	<ul style="list-style-type: none"> • Integer from 0 to 65535

Parameter	Specifiable Setting Value
y2	<ul style="list-style-type: none"> Integer from 0 to 65535
lineStyle	<ul style="list-style-type: none"> Printer.LINE_THIN Printer.LINE_MEDIUM Printer.LINE_THICK Printer.PARAM_DEFAULT

- addPageRectangle

Parameter	Specifiable Setting Value
x1	<ul style="list-style-type: none"> Integer from 0 to 65535
y1	<ul style="list-style-type: none"> Integer from 0 to 65535
x2	<ul style="list-style-type: none"> Integer from 0 to 65535
y2	<ul style="list-style-type: none"> Integer from 0 to 65535
lineStyle	<ul style="list-style-type: none"> Printer.LINE_THIN Printer.LINE_MEDIUM Printer.LINE_THICK Printer.PARAM_DEFAULT

- addCut

Parameter	Specifiable Setting Value
type	<ul style="list-style-type: none"> Printer.CUT_FEED Printer.CUT_NO_FEED Printer.PARAM_DEFAULT

TM-P60 (Peeler)**Printer Specifications**

Item	58mm Specification	60mm Specification
Amount of initial feed	30 dots	
Initial page mode area	420 x 1200 dots	432 x 1200 dots
Maximum page mode area	420 x 1200 dots	432 x 1200 dots
Baseline of Font A	21 dots from the top of the character	
Baseline of Font B	21 dots from the top of the character	
Baseline of Font C	15 dots from the top of the character	

APIs for which restricted parameter setting values can be specified**Printer class**

- Printer

Parameter	Specifiable Setting Value
printerSeries	<ul style="list-style-type: none"> • Printer.TM_P60
lang	<ul style="list-style-type: none"> • Printer.MODEL_ANK
context	-

- addTextLang

Parameter	Specifiable Setting Value
lang	<ul style="list-style-type: none"> • Printer.LANG_EN (default) • Printer.LANG_JA • Printer.LANG_ZH_CN • Printer.LANG_ZH_TW • Printer.LANG_KO • Printer.LANG_TH • Printer.LANG_VI • Printer.PARAM_DEFAULT

- addTextFont

Parameter	Specifiable Setting Value
font	<ul style="list-style-type: none"> • Printer.FONT_A (default) • Printer.FONT_B • Printer.FONT_C • Printer.PARAM_DEFAULT

- addTextStyle

Parameter	Specifiable Setting Value
reverse	<ul style="list-style-type: none"> • Printer.TRUE • Printer.FALSE (default) • Printer.PARAM_UNSPECIFIED • Printer.PARAM_DEFAULT
ul	<ul style="list-style-type: none"> • Printer.TRUE • Printer.FALSE (default) • Printer.PARAM_UNSPECIFIED • Printer.PARAM_DEFAULT
em	<ul style="list-style-type: none"> • Printer.TRUE • Printer.FALSE (default) • Printer.PARAM_UNSPECIFIED • Printer.PARAM_DEFAULT
color	<ul style="list-style-type: none"> • Printer.COLOR_1 (default) • Printer.PARAM_UNSPECIFIED • Printer.PARAM_DEFAULT

- addImage

Parameter	Specifiable Setting Value
data	-
x	<ul style="list-style-type: none"> • Integer from 0 to 65534
y	<ul style="list-style-type: none"> • Integer from 0 to 65534
width	<ul style="list-style-type: none"> • Integer from 1 to 65535
height	<ul style="list-style-type: none"> • Integer from 1 to 65535
color	<ul style="list-style-type: none"> • Printer.COLOR_1 • Printer.PARAM_DEFAULT
mode	<ul style="list-style-type: none"> • Printer.MODE_MONO • Printer.MODE_MONO_HIGH_DENSITY • Printer.PARAM_DEFAULT
halftone	<ul style="list-style-type: none"> • Printer.HALFTONE_DITHER • Printer.HALFTONE_ERROR_DIFFUSION • Printer.HALFTONE_THRESHOLD • Printer.PARAM_DEFAULT
brightness	<ul style="list-style-type: none"> • Real number from 0.1 to 10.0 • Printer.PARAM_DEFAULT

Parameter	Specifiable Setting Value
compress	<ul style="list-style-type: none"> • Printer.COMPRESS_DEFLATE • Printer.COMPRESS_NONE • Printer.COMPRESS_AUTO • Printer.PARAM_DEFAULT

- addBarcode

Parameter	Specifiable Setting Value
data	-
type	<ul style="list-style-type: none"> • Printer.BARCODE_UPC_A • Printer.BARCODE_UPC_E • Printer.BARCODE_EAN13 • Printer.BARCODE_JAN13 • Printer.BARCODE_EAN8 • Printer.BARCODE_JAN8 • Printer.BARCODE_CODE39 • Printer.BARCODE_ITF • Printer.BARCODE_CODABAR • Printer.BARCODE_CODE93 • Printer.BARCODE_CODE128
hri	<ul style="list-style-type: none"> • Printer.HRI_NONE (default) • Printer.HRI_ABOVE • Printer.HRI_BELOW • Printer.HRI_BOTH • Printer.PARAM_DEFAULT • Printer.PARAM_UNSPECIFIED
font	<ul style="list-style-type: none"> • Printer.FONT_A (default) • Printer.FONT_B • Printer.FONT_C • Printer.PARAM_DEFAULT • Printer.PARAM_UNSPECIFIED
width	<ul style="list-style-type: none"> • Integer from 2 to 6 • Printer.PARAM_UNSPECIFIED
height	<ul style="list-style-type: none"> • Integer from 1 to 255 • Printer.PARAM_UNSPECIFIED

- addSymbol

Parameter	Specifiable Setting Value
data	-

Parameter	Specifiable Setting Value
type	<ul style="list-style-type: none"> • Printer.SYMBOL_PDF417_STANDARD • Printer.SYMBOL_PDF417_TRUNCATED • Printer.SYMBOL_QRCODE_MODEL_1 • Printer.SYMBOL_QRCODE_MODEL_2 • Printer.SYMBOL_MAXICODE_MODE_2 • Printer.SYMBOL_MAXICODE_MODE_3 • Printer.SYMBOL_MAXICODE_MODE_4 • Printer.SYMBOL_MAXICODE_MODE_5 • Printer.SYMBOL_MAXICODE_MODE_6 • Printer.SYMBOL_GS1_DATABAR_STACKED • Printer.SYMBOL_GS1_DATABAR_STACKED_OMNIDIRECTIONAL • Printer.SYMBOL_GS1_DATABAR_EXPANDED_STACKED • Printer.SYMBOL_AZTECCODE_FULLRANGE • Printer.SYMBOL_AZTECCODE_COMPACT • Printer.SYMBOL_DATAMATRIX_SQUARE • Printer.SYMBOL_DATAMATRIX_RECTANGLE_8 • Printer.SYMBOL_DATAMATRIX_RECTANGLE_12 • Printer.SYMBOL_DATAMATRIX_RECTANGLE_16
level	<ul style="list-style-type: none"> • Printer.LEVEL_0 • Printer.LEVEL_1 • Printer.LEVEL_2 • Printer.LEVEL_3 • Printer.LEVEL_4 • Printer.LEVEL_5 • Printer.LEVEL_6 • Printer.LEVEL_7 • Printer.LEVEL_8 • Printer.LEVEL_L • Printer.LEVEL_M • Printer.LEVEL_Q • Printer.LEVEL_H • Integer from 5 to 95 • Printer.PARAM_DEFAULT • Printer.PARAM_UNSPECIFIED

- addPageLine

Parameter	Specifiable Setting Value
x1	<ul style="list-style-type: none"> • Integer from 0 to 65535
y1	<ul style="list-style-type: none"> • Integer from 0 to 65535
x2	<ul style="list-style-type: none"> • Integer from 0 to 65535
y2	<ul style="list-style-type: none"> • Integer from 0 to 65535

Parameter	Specifiable Setting Value
lineStyle	<ul style="list-style-type: none"> • Printer.LINE_THIN • Printer.LINE_MEDIUM • Printer.LINE_THICK • Printer.PARAM_DEFAULT

- addPageRectangle

Parameter	Specifiable Setting Value
x1	<ul style="list-style-type: none"> • Integer from 0 to 65535
y1	<ul style="list-style-type: none"> • Integer from 0 to 65535
x2	<ul style="list-style-type: none"> • Integer from 0 to 65535
y2	<ul style="list-style-type: none"> • Integer from 0 to 65535
lineStyle	<ul style="list-style-type: none"> • Printer.LINE_THIN • Printer.LINE_MEDIUM • Printer.LINE_THICK • Printer.PARAM_DEFAULT

- addCut

Parameter	Specifiable Setting Value
type	<ul style="list-style-type: none"> • Printer.CUT_FEED • Printer.CUT_NO_FEED • Printer.PARAM_DEFAULT

TM-P60II (Receipt)**Printer Specifications**

Item	Receipt Specification	Die-cut Label Specification
Amount of initial feed	30 dots	
Initial page mode area	432 x 1624 dots	400 x 1624 dots
Maximum page mode area	432 x 1624 dots	400 x 1624 dots
Baseline of Font A	21 dots from the top of the character	
Baseline of Font B	16 dots from the top of the character	
Baseline of Font C	15 dots from the top of the character	

APIs for which restricted parameter setting values can be specified**Printer class**

- Printer

Parameter	Specifiable Setting Value
printerSeries	<ul style="list-style-type: none"> • Printer.TM_P60II
lang	<ul style="list-style-type: none"> • Printer.MODEL_ANK • Printer.MODEL_TAIWAN
context	-

- addTextLang

Parameter	Specifiable Setting Value
lang	<ul style="list-style-type: none"> • Printer.LANG_EN (default) • Printer.LANG_JA • Printer.LANG_ZH_CN • Printer.LANG_ZH_TW • Printer.LANG_KO • Printer.LANG_TH • Printer.LANG_VI • Printer.PARAM_DEFAULT

- addTextFont

Parameter	Specifiable Setting Value
font	<ul style="list-style-type: none"> • Printer.FONT_A (default) • Printer.FONT_B • Printer.FONT_C • Printer.PARAM_DEFAULT

- addTextStyle

Parameter	Specifiable Setting Value
reverse	<ul style="list-style-type: none"> • Printer.TRUE • Printer.FALSE (default) • Printer.PARAM_UNSPECIFIED • Printer.PARAM_DEFAULT
ul	<ul style="list-style-type: none"> • Printer.TRUE • Printer.FALSE (default) • Printer.PARAM_UNSPECIFIED • Printer.PARAM_DEFAULT
em	<ul style="list-style-type: none"> • Printer.TRUE • Printer.FALSE (default) • Printer.PARAM_UNSPECIFIED • Printer.PARAM_DEFAULT
color	<ul style="list-style-type: none"> • Printer.COLOR_1 (default) • Printer.PARAM_UNSPECIFIED • Printer.PARAM_DEFAULT

- addImage

Parameter	Specifiable Setting Value
data	-
x	<ul style="list-style-type: none"> • Integer from 0 to 65534
y	<ul style="list-style-type: none"> • Integer from 0 to 65534
width	<ul style="list-style-type: none"> • Integer from 1 to 65535
height	<ul style="list-style-type: none"> • Integer from 1 to 65535
color	<ul style="list-style-type: none"> • Printer.COLOR_1 • Printer.PARAM_DEFAULT
mode	<ul style="list-style-type: none"> • Printer.MODE_MONO • Printer.MODE_MONO_HIGH_DENSITY • Printer.PARAM_DEFAULT
halftone	<ul style="list-style-type: none"> • Printer.HALFTONE_DITHER • Printer.HALFTONE_ERROR_DIFFUSION • Printer.HALFTONE_THRESHOLD • Printer.PARAM_DEFAULT
brightness	<ul style="list-style-type: none"> • Real number from 0.1 to 10.0 • Printer.PARAM_DEFAULT

Parameter	Specificable Setting Value
compress	<ul style="list-style-type: none"> • Printer.COMPRESS_DEFLATE • Printer.COMPRESS_NONE • Printer.COMPRESS_AUTO • Printer.PARAM_DEFAULT

- addBarcode

Parameter	Specificable Setting Value
data	-
type	<ul style="list-style-type: none"> • Printer.BARCODE_UPC_A • Printer.BARCODE_UPC_E • Printer.BARCODE_EAN13 • Printer.BARCODE_JAN13 • Printer.BARCODE_EAN8 • Printer.BARCODE_JAN8 • Printer.BARCODE_CODE39 • Printer.BARCODE_ITF • Printer.BARCODE_CODABAR • Printer.BARCODE_CODE93 • Printer.BARCODE_CODE128 • Printer.BARCODE_GS1_128 • Printer.BARCODE_GS1_DATABAR_OMNIDIRECTIONAL • Printer.BARCODE_GS1_DATABAR_TRUNCATED • Printer.BARCODE_GS1_DATABAR_LIMITED • Printer.BARCODE_GS1_DATABAR_EXPANDED
hri	<ul style="list-style-type: none"> • Printer.HRI_NONE (default) • Printer.HRI_ABOVE • Printer.HRI_BELOW • Printer.HRI_BOTH • Printer.PARAM_DEFAULT • Printer.PARAM_UNSPECIFIED
font	<ul style="list-style-type: none"> • Printer.FONT_A (default) • Printer.FONT_B • Printer.FONT_C • Printer.PARAM_DEFAULT • Printer.PARAM_UNSPECIFIED
width	<ul style="list-style-type: none"> • Integer from 2 to 6 • Printer.PARAM_UNSPECIFIED
height	<ul style="list-style-type: none"> • Integer from 1 to 255 • Printer.PARAM_UNSPECIFIED

- addSymbol

Parameter	Specifiable Setting Value
data	-
type	<ul style="list-style-type: none"> • Printer.SYMBOL_PDF417_STANDARD • Printer.SYMBOL_PDF417_TRUNCATED • Printer.SYMBOL_QRCODE_MODEL_1 • Printer.SYMBOL_QRCODE_MODEL_2 • Printer.SYMBOL_MAXICODE_MODE_2 • Printer.SYMBOL_MAXICODE_MODE_3 • Printer.SYMBOL_MAXICODE_MODE_4 • Printer.SYMBOL_MAXICODE_MODE_5 • Printer.SYMBOL_MAXICODE_MODE_6 • Printer.SYMBOL_GS1_DATABAR_STACKED • Printer.SYMBOL_GS1_DATABAR_STACKED_OMNIDIRECTIONAL • Printer.SYMBOL_GS1_DATABAR_EXPANDED_STACKED • Printer.SYMBOL_AZTECCODE_FULLRANGE • Printer.SYMBOL_AZTECCODE_COMPACT • Printer.SYMBOL_DATAMATRIX_SQUARE • Printer.SYMBOL_DATAMATRIX_RECTANGLE_8 • Printer.SYMBOL_DATAMATRIX_RECTANGLE_12 • Printer.SYMBOL_DATAMATRIX_RECTANGLE_16
level	<ul style="list-style-type: none"> • Printer.LEVEL_0 • Printer.LEVEL_1 • Printer.LEVEL_2 • Printer.LEVEL_3 • Printer.LEVEL_4 • Printer.LEVEL_5 • Printer.LEVEL_6 • Printer.LEVEL_7 • Printer.LEVEL_8 • Printer.LEVEL_L • Printer.LEVEL_M • Printer.LEVEL_Q • Printer.LEVEL_H • Integer from 5 to 95 • Printer.PARAM_DEFAULT • Printer.PARAM_UNSPECIFIED

- addPageLine

Parameter	Specifiable Setting Value
x1	• Integer from 0 to 65535
y1	• Integer from 0 to 65535

Parameter	Specifiable Setting Value
x2	<ul style="list-style-type: none"> Integer from 0 to 65535
y2	<ul style="list-style-type: none"> Integer from 0 to 65535
lineStyle	<ul style="list-style-type: none"> Printer.LINE_THIN Printer.LINE_MEDIUM Printer.LINE_THICK Printer.PARAM_DEFAULT

- addPageRectangle

Parameter	Specifiable Setting Value
x1	<ul style="list-style-type: none"> Integer from 0 to 65535
y1	<ul style="list-style-type: none"> Integer from 0 to 65535
x2	<ul style="list-style-type: none"> Integer from 0 to 65535
y2	<ul style="list-style-type: none"> Integer from 0 to 65535
lineStyle	<ul style="list-style-type: none"> Printer.LINE_THIN Printer.LINE_MEDIUM Printer.LINE_THICK Printer.PARAM_DEFAULT

- addCut

Parameter	Specifiable Setting Value
type	<ul style="list-style-type: none"> Printer.CUT_FEED Printer.CUT_NO_FEED Printer.PARAM_DEFAULT

- addSound

Parameter	Specifiable Setting Value
pattern	<ul style="list-style-type: none"> Printer.PATTERN_NONE Printer.PATTERN_1 Printer.PATTERN_2 Printer.PATTERN_3 Printer.PATTERN_4 Printer.PATTERN_5 Printer.PATTERN_6 Printer.PATTERN_7 Printer.PATTERN_8 Printer.PATTERN_9 Printer.PATTERN_10 Printer.PARAM_DEFAULT

Parameter	Specifiable Setting Value
repeat	<ul style="list-style-type: none">• 1 to 255• Printer.PARAM_DEFAULT
cycle	<ul style="list-style-type: none">• 1000 to 25500• Printer.PARAM_DEFAULT

TM-P60II (Peeler)**Printer Specifications**

Item	Receipt Specification	Die-cut Label Specification
Amount of initial feed	30 dots	
Initial page mode area	432 x 1624 dots	400 x 1624 dots
Maximum page mode area	432 x 1624 dots	400 x 1624 dots
Baseline of Font A	21 dots from the top of the character	
Baseline of Font B	16 dots from the top of the character	
Baseline of Font C	15 dots from the top of the character	

APIs for which restricted parameter setting values can be specified**Printer class**

- Printer

Parameter	Specifiable Setting Value
printerSeries	<ul style="list-style-type: none"> • Printer.TM_P60II
lang	<ul style="list-style-type: none"> • Printer.MODEL_ANK • Printer.MODEL_TAIWAN
context	-

- addTextLang

Parameter	Specifiable Setting Value
lang	<ul style="list-style-type: none"> • Printer.LANG_EN (default) • Printer.LANG_JA • Printer.LANG_ZH_CN • Printer.LANG_ZH_TW • Printer.LANG_KO • Printer.LANG_TH • Printer.LANG_VI • Printer.PARAM_DEFAULT

- addTextFont

Parameter	Specifiable Setting Value
font	<ul style="list-style-type: none"> • Printer.FONT_A (default) • Printer.FONT_B • Printer.FONT_C • Printer.PARAM_DEFAULT

- addTextStyle

Parameter	Specifiable Setting Value
reverse	<ul style="list-style-type: none"> • Printer.TRUE • Printer.FALSE (default) • Printer.PARAM_UNSPECIFIED • Printer.PARAM_DEFAULT
ul	<ul style="list-style-type: none"> • Printer.TRUE • Printer.FALSE (default) • Printer.PARAM_UNSPECIFIED • Printer.PARAM_DEFAULT
em	<ul style="list-style-type: none"> • Printer.TRUE • Printer.FALSE (default) • Printer.PARAM_UNSPECIFIED • Printer.PARAM_DEFAULT
color	<ul style="list-style-type: none"> • Printer.COLOR_1 (default) • Printer.PARAM_UNSPECIFIED • Printer.PARAM_DEFAULT

- addImage

Parameter	Specifiable Setting Value
data	-
x	<ul style="list-style-type: none"> • Integer from 0 to 65534
y	<ul style="list-style-type: none"> • Integer from 0 to 65534
width	<ul style="list-style-type: none"> • Integer from 1 to 65535
height	<ul style="list-style-type: none"> • Integer from 1 to 65535
color	<ul style="list-style-type: none"> • Printer.COLOR_1 • Printer.PARAM_DEFAULT
mode	<ul style="list-style-type: none"> • Printer.MODE_MONO • Printer.MODE_MONO_HIGH_DENSITY • Printer.PARAM_DEFAULT
halftone	<ul style="list-style-type: none"> • Printer.HALFTONE_DITHER • Printer.HALFTONE_ERROR_DIFFUSION • Printer.HALFTONE_THRESHOLD • Printer.PARAM_DEFAULT
brightness	<ul style="list-style-type: none"> • Real number from 0.1 to 10.0 • Printer.PARAM_DEFAULT

Parameter	Specificable Setting Value
compress	<ul style="list-style-type: none"> • Printer.COMPRESS_DEFLATE • Printer.COMPRESS_NONE • Printer.COMPRESS_AUTO • Printer.PARAM_DEFAULT

- addBarcode

Parameter	Specificable Setting Value
data	-
type	<ul style="list-style-type: none"> • Printer.BARCODE_UPC_A • Printer.BARCODE_UPC_E • Printer.BARCODE_EAN13 • Printer.BARCODE_JAN13 • Printer.BARCODE_EAN8 • Printer.BARCODE_JAN8 • Printer.BARCODE_CODE39 • Printer.BARCODE_ITF • Printer.BARCODE_CODABAR • Printer.BARCODE_CODE93 • Printer.BARCODE_CODE128 • Printer.BARCODE_GS1_128 • Printer.BARCODE_GS1_DATABAR_OMNIDIRECTIONAL • Printer.BARCODE_GS1_DATABAR_TRUNCATED • Printer.BARCODE_GS1_DATABAR_LIMITED • Printer.BARCODE_GS1_DATABAR_EXPANDED
hri	<ul style="list-style-type: none"> • Printer.HRI_NONE (default) • Printer.HRI_ABOVE • Printer.HRI_BELOW • Printer.HRI_BOTH • Printer.PARAM_DEFAULT • Printer.PARAM_UNSPECIFIED
font	<ul style="list-style-type: none"> • Printer.FONT_A (default) • Printer.FONT_B • Printer.FONT_C • Printer.PARAM_DEFAULT • Printer.PARAM_UNSPECIFIED
width	<ul style="list-style-type: none"> • Integer from 2 to 6 • Printer.PARAM_UNSPECIFIED
height	<ul style="list-style-type: none"> • Integer from 1 to 255 • Printer.PARAM_UNSPECIFIED

- addSymbol

Parameter	Specifiable Setting Value
data	-
type	<ul style="list-style-type: none"> • Printer.SYMBOL_PDF417_STANDARD • Printer.SYMBOL_PDF417_TRUNCATED • Printer.SYMBOL_QRCODE_MODEL_1 • Printer.SYMBOL_QRCODE_MODEL_2 • Printer.SYMBOL_MAXICODE_MODE_2 • Printer.SYMBOL_MAXICODE_MODE_3 • Printer.SYMBOL_MAXICODE_MODE_4 • Printer.SYMBOL_MAXICODE_MODE_5 • Printer.SYMBOL_MAXICODE_MODE_6 • Printer.SYMBOL_GS1_DATABAR_STACKED • Printer.SYMBOL_GS1_DATABAR_STACKED_OMNIDIRECTIONAL • Printer.SYMBOL_GS1_DATABAR_EXPANDED_STACKED • Printer.SYMBOL_AZTECCODE_FULLRANGE • Printer.SYMBOL_AZTECCODE_COMPACT • Printer.SYMBOL_DATAMATRIX_SQUARE • Printer.SYMBOL_DATAMATRIX_RECTANGLE_8 • Printer.SYMBOL_DATAMATRIX_RECTANGLE_12 • Printer.SYMBOL_DATAMATRIX_RECTANGLE_16
level	<ul style="list-style-type: none"> • Printer.LEVEL_0 • Printer.LEVEL_1 • Printer.LEVEL_2 • Printer.LEVEL_3 • Printer.LEVEL_4 • Printer.LEVEL_5 • Printer.LEVEL_6 • Printer.LEVEL_7 • Printer.LEVEL_8 • Printer.LEVEL_L • Printer.LEVEL_M • Printer.LEVEL_Q • Printer.LEVEL_H • Integer from 5 to 95 • Printer.PARAM_DEFAULT • Printer.PARAM_UNSPECIFIED

- addPageLine

Parameter	Specifiable Setting Value
x1	• Integer from 0 to 65535
y1	• Integer from 0 to 65535

Parameter	Specifiable Setting Value
x2	<ul style="list-style-type: none"> Integer from 0 to 65535
y2	<ul style="list-style-type: none"> Integer from 0 to 65535
lineStyle	<ul style="list-style-type: none"> Printer.LINE_THIN Printer.LINE_MEDIUM Printer.LINE_THICK Printer.PARAM_DEFAULT

- addPageRectangle

Parameter	Specifiable Setting Value
x1	<ul style="list-style-type: none"> Integer from 0 to 65535
y1	<ul style="list-style-type: none"> Integer from 0 to 65535
x2	<ul style="list-style-type: none"> Integer from 0 to 65535
y2	<ul style="list-style-type: none"> Integer from 0 to 65535
lineStyle	<ul style="list-style-type: none"> Printer.LINE_THIN Printer.LINE_MEDIUM Printer.LINE_THICK Printer.PARAM_DEFAULT

- addCut

Parameter	Specifiable Setting Value
type	<ul style="list-style-type: none"> Printer.CUT_FEED Printer.CUT_NO_FEED Printer.PARAM_DEFAULT

- addSound

Parameter	Specifiable Setting Value
pattern	<ul style="list-style-type: none"> Printer.PATTERN_NONE Printer.PATTERN_1 Printer.PATTERN_2 Printer.PATTERN_3 Printer.PATTERN_4 Printer.PATTERN_5 Printer.PATTERN_6 Printer.PATTERN_7 Printer.PATTERN_8 Printer.PATTERN_9 Printer.PATTERN_10 Printer.PARAM_DEFAULT

Parameter	Specifiable Setting Value
repeat	<ul style="list-style-type: none">• 1 to 255• Printer.PARAM_DEFAULT
cycle	<ul style="list-style-type: none">• 1000 to 25500• Printer.PARAM_DEFAULT

TM-P80**Printer Specifications**

Item	80mm Specification
Amount of initial feed	30 dots
Initial page mode area	576 x 1662 dots
Maximum page mode area	576 x 1662 dots
Baseline of Font A	21 dots from the top of the character
Baseline of Font B	16 dots from the top of the character

APIs for which restricted parameter setting values can be specified**Printer class**

- Printer

Parameter	Specifiable Setting Value
printerSeries	<ul style="list-style-type: none"> • Printer.TM_P80
lang	<ul style="list-style-type: none"> • Printer.MODEL_ANK • Printer.MODEL_TAIWAN
context	-

- addTextLang

Parameter	Specifiable Setting Value
lang	<ul style="list-style-type: none"> • Printer.LANG_EN (default) • Printer.LANG_JA • Printer.LANG_ZH_CN • Printer.LANG_ZH_TW • Printer.LANG_KO • Printer.LANG_TH • Printer.LANG_VI • Printer.PARAM_DEFAULT

- addTextFont

Parameter	Specifiable Setting Value
font	<ul style="list-style-type: none"> • Printer.FONT_A (default) • Printer.FONT_B • Printer.PARAM_DEFAULT

- addTextStyle

Parameter	Specifiable Setting Value
reverse	<ul style="list-style-type: none"> • Printer.TRUE • Printer.FALSE (default) • Printer.PARAM_UNSPECIFIED • Printer.PARAM_DEFAULT
ul	<ul style="list-style-type: none"> • Printer.TRUE • Printer.FALSE (default) • Printer.PARAM_UNSPECIFIED • Printer.PARAM_DEFAULT
em	<ul style="list-style-type: none"> • Printer.TRUE • Printer.FALSE (default) • Printer.PARAM_UNSPECIFIED • Printer.PARAM_DEFAULT
color	<ul style="list-style-type: none"> • Printer.COLOR_1 (default) • Printer.PARAM_UNSPECIFIED • Printer.PARAM_DEFAULT

- addImage

Parameter	Specifiable Setting Value
data	-
x	<ul style="list-style-type: none"> • Integer from 0 to 65534
y	<ul style="list-style-type: none"> • Integer from 0 to 65534
width	<ul style="list-style-type: none"> • Integer from 1 to 65535
height	<ul style="list-style-type: none"> • Integer from 1 to 65535
color	<ul style="list-style-type: none"> • Printer.COLOR_1 • Printer.PARAM_DEFAULT
mode	<ul style="list-style-type: none"> • Printer.MODE_MONO • Printer.MODE_MONO_HIGH_DENSITY • Printer.PARAM_DEFAULT
halftone	<ul style="list-style-type: none"> • Printer.HALFTONE_DITHER • Printer.HALFTONE_ERROR_DIFFUSION • Printer.HALFTONE_THRESHOLD • Printer.PARAM_DEFAULT
brightness	<ul style="list-style-type: none"> • Real number from 0.1 to 10.0 • Printer.PARAM_DEFAULT

Parameter	Specificable Setting Value
compress	<ul style="list-style-type: none"> • Printer.COMPRESS_DEFLATE • Printer.COMPRESS_NONE • Printer.COMPRESS_AUTO • Printer.PARAM_DEFAULT

- addBarcode

Parameter	Specificable Setting Value
data	-
type	<ul style="list-style-type: none"> • Printer.BARCODE_UPC_A • Printer.BARCODE_UPC_E • Printer.BARCODE_EAN13 • Printer.BARCODE_JAN13 • Printer.BARCODE_EAN8 • Printer.BARCODE_JAN8 • Printer.BARCODE_CODE39 • Printer.BARCODE_ITF • Printer.BARCODE_CODABAR • Printer.BARCODE_CODE93 • Printer.BARCODE_CODE128 • Printer.BARCODE_GS1_128 • Printer.BARCODE_GS1_DATABAR_OMNIDIRECTIONAL • Printer.BARCODE_GS1_DATABAR_TRUNCATED • Printer.BARCODE_GS1_DATABAR_LIMITED • Printer.BARCODE_GS1_DATABAR_EXPANDED
hri	<ul style="list-style-type: none"> • Printer.HRI_NONE (default) • Printer.HRI_ABOVE • Printer.HRI_BELOW • Printer.HRI_BOTH • Printer.PARAM_DEFAULT • Printer.PARAM_UNSPECIFIED
font	<ul style="list-style-type: none"> • Printer.FONT_A (default) • Printer.FONT_B • Printer.PARAM_DEFAULT • Printer.PARAM_UNSPECIFIED
width	<ul style="list-style-type: none"> • Integer from 2 to 6 • Printer.PARAM_UNSPECIFIED
height	<ul style="list-style-type: none"> • Integer from 1 to 255 • Printer.PARAM_UNSPECIFIED

- addSymbol

Parameter	Specifiable Setting Value
data	-
type	<ul style="list-style-type: none"> • Printer.SYMBOL_PDF417_STANDARD • Printer.SYMBOL_PDF417_TRUNCATED • Printer.SYMBOL_QRCODE_MODEL_1 • Printer.SYMBOL_QRCODE_MODEL_2 • Printer.SYMBOL_MAXICODE_MODE_2 • Printer.SYMBOL_MAXICODE_MODE_3 • Printer.SYMBOL_MAXICODE_MODE_4 • Printer.SYMBOL_MAXICODE_MODE_5 • Printer.SYMBOL_MAXICODE_MODE_6 • Printer.SYMBOL_GS1_DATABAR_STACKED • Printer.SYMBOL_GS1_DATABAR_STACKED_OMNIDIRECTIONAL • Printer.SYMBOL_GS1_DATABAR_EXPANDED_STACKED • Printer.SYMBOL_AZTECCODE_FULLRANGE • Printer.SYMBOL_AZTECCODE_COMPACT • Printer.SYMBOL_DATAMATRIX_SQUARE • Printer.SYMBOL_DATAMATRIX_RECTANGLE_8 • Printer.SYMBOL_DATAMATRIX_RECTANGLE_12 • Printer.SYMBOL_DATAMATRIX_RECTANGLE_16
level	<ul style="list-style-type: none"> • Printer.LEVEL_0 • Printer.LEVEL_1 • Printer.LEVEL_2 • Printer.LEVEL_3 • Printer.LEVEL_4 • Printer.LEVEL_5 • Printer.LEVEL_6 • Printer.LEVEL_7 • Printer.LEVEL_8 • Printer.LEVEL_L • Printer.LEVEL_M • Printer.LEVEL_Q • Printer.LEVEL_H • Integer from 5 to 95 • Printer.PARAM_DEFAULT • Printer.PARAM_UNSPECIFIED

- addPageLine

Parameter	Specifiable Setting Value
x1	• Integer from 0 to 65535
y1	• Integer from 0 to 65535

Parameter	Specifiable Setting Value
x2	<ul style="list-style-type: none"> Integer from 0 to 65535
y2	<ul style="list-style-type: none"> Integer from 0 to 65535
lineStyle	<ul style="list-style-type: none"> Printer.LINE_THIN Printer.LINE_MEDIUM Printer.LINE_THICK Printer.PARAM_DEFAULT

- addPageRectangle

Parameter	Specifiable Setting Value
x1	<ul style="list-style-type: none"> Integer from 0 to 65535
y1	<ul style="list-style-type: none"> Integer from 0 to 65535
x2	<ul style="list-style-type: none"> Integer from 0 to 65535
y2	<ul style="list-style-type: none"> Integer from 0 to 65535
lineStyle	<ul style="list-style-type: none"> Printer.LINE_THIN Printer.LINE_MEDIUM Printer.LINE_THICK Printer.PARAM_DEFAULT

- addCut

Parameter	Specifiable Setting Value
type	<ul style="list-style-type: none"> Printer.CUT_FEED Printer.CUT_NO_FEED Printer.PARAM_DEFAULT

- addSound

Parameter	Specifiable Setting Value
pattern	<ul style="list-style-type: none"> Printer.PATTERN_NONE Printer.PATTERN_1 Printer.PATTERN_2 Printer.PATTERN_3 Printer.PATTERN_4 Printer.PATTERN_5 Printer.PATTERN_6 Printer.PATTERN_7 Printer.PATTERN_8 Printer.PATTERN_9 Printer.PATTERN_10 Printer.PARAM_DEFAULT

Parameter	Specifiable Setting Value
repeat	<ul style="list-style-type: none"> • 1 to 255 • Printer.PARAM_DEFAULT
cycle	<ul style="list-style-type: none"> • 1000 to 25500 • Printer.PARAM_DEFAULT

- addFeedPosition

Parameter	Specifiable Setting Value
position	<ul style="list-style-type: none"> • Printer.FEED_CUTTING • Printer.FEED_CURRENT_TOF • Printer.FEED_NEXT_TOF

- addLayout

Parameter	Specifiable Setting Value
type	<ul style="list-style-type: none"> • Printer.LAYOUT_RECEIPT • Printer.LAYOUT_RECEIPT_BM
width	<ul style="list-style-type: none"> • Integer from 1 to 10000
height	<ul style="list-style-type: none"> • Receipt (without black mark) • Receipt (with black mark)
marginTop	<ul style="list-style-type: none"> • Receipt (without black mark) • Receipt (with black mark)
marginBottom	<ul style="list-style-type: none"> • Receipt (without black mark) • Receipt (with black mark)
offsetCut	<ul style="list-style-type: none"> • Receipt (without black mark) • Receipt (with black mark)
offsetLabel	<ul style="list-style-type: none"> • Receipt (without black mark) • Receipt (with black mark)

TM-P80II**Printer Specifications**

Item	58mm Specification	80mm Specification (42 column)	80mm Specification (48 column)
Amount of initial feed	30 dots		
Initial page mode area	576 x 1662 dots		
Maximum page mode area	576 x 1662 dots		
Baseline of Font A	21 dots from the top of the character		
Baseline of Font B	16 dots from the top of the character		

APIs for which restricted parameter setting values can be specified**Printer class**

- Printer

Parameter	Specifiable Setting Value
printerSeries	<ul style="list-style-type: none"> • Printer.TM_P80II
lang	<ul style="list-style-type: none"> • Printer.MODEL_ANK • Printer.MODEL_CHINESE • Printer.MODEL_TAIWAN • Printer.MODEL_SOUTHASIA
context	-

- addTextFont

Parameter	Specifiable Setting Value
font	<ul style="list-style-type: none"> • Printer.FONT_A (default) • Printer.FONT_B • Printer.PARAM_DEFAULT

- addTextStyle

Parameter	Specifiable Setting Value
reverse	<ul style="list-style-type: none"> • Printer.TRUE • Printer.FALSE (default) • Printer.PARAM_UNSPECIFIED • Printer.PARAM_DEFAULT

Parameter	Specifiable Setting Value
ul	<ul style="list-style-type: none"> • Printer.TRUE • Printer.FALSE (default) • Printer.PARAM_UNSPECIFIED • Printer.PARAM_DEFAULT
em	<ul style="list-style-type: none"> • Printer.TRUE • Printer.FALSE (default) • Printer.PARAM_UNSPECIFIED • Printer.PARAM_DEFAULT
color	<ul style="list-style-type: none"> • Printer.COLOR_1 (default) • Printer.COLOR_4 • Printer.PARAM_UNSPECIFIED • Printer.PARAM_DEFAULT

- addImage

Parameter	Specifiable Setting Value
data	-
x	<ul style="list-style-type: none"> • Integer from 0 to 65534
y	<ul style="list-style-type: none"> • Integer from 0 to 65534
width	<ul style="list-style-type: none"> • Integer from 1 to 65535
height	<ul style="list-style-type: none"> • Integer from 1 to 65535
color	<ul style="list-style-type: none"> • Printer.COLOR_NONE • Printer.COLOR_1 • Printer.PARAM_DEFAULT
mode	<ul style="list-style-type: none"> • Printer.MODE_MONO • Printer.MODE_MONO_HIGH_DENSITY • Printer.PARAM_DEFAULT
halftone	<ul style="list-style-type: none"> • Printer.HALFTONE_DITHER • Printer.HALFTONE_ERROR_DIFFUSION • Printer.HALFTONE_THRESHOLD • Printer.PARAM_DEFAULT
brightness	<ul style="list-style-type: none"> • Real number from 0.1 to 10.0 • Printer.PARAM_DEFAULT
compress	<ul style="list-style-type: none"> • Printer.COMPRESS_DEFLATE • Printer.COMPRESS_NONE • Printer.COMPRESS_AUTO • Printer.PARAM_DEFAULT

- addBarcode

Parameter	Specifiable Setting Value
data	-
type	<ul style="list-style-type: none"> • Printer.BARCODE_UPC_A • Printer.BARCODE_UPC_E • Printer.BARCODE_EAN13 • Printer.BARCODE_JAN13 • Printer.BARCODE_EAN8 • Printer.BARCODE_JAN8 • Printer.BARCODE_CODE39 • Printer.BARCODE_ITF • Printer.BARCODE_CODABAR • Printer.BARCODE_CODE93 • Printer.BARCODE_CODE128 • Printer.BARCODE_CODE128_AUTO • Printer.BARCODE_GS1_128 • Printer.BARCODE_GS1_DATABAR_OMNIDIRECTIONAL • Printer.BARCODE_GS1_DATABAR_TRUNCATED • Printer.BARCODE_GS1_DATABAR_LIMITED • Printer.BARCODE_GS1_DATABAR_EXPANDED
hri	<ul style="list-style-type: none"> • Printer.HRI_NONE (default) • Printer.HRI_ABOVE • Printer.HRI_BELOW • Printer.HRI_BOTH • Printer.PARAM_DEFAULT • Printer.PARAM_UNSPECIFIED
font	<ul style="list-style-type: none"> • Printer.FONT_A (default) • Printer.FONT_B • Printer.PARAM_DEFAULT • Printer.PARAM_UNSPECIFIED
width	<ul style="list-style-type: none"> • Integer from 2 to 6 • Printer.PARAM_UNSPECIFIED
height	<ul style="list-style-type: none"> • Integer from 1 to 255 • Printer.PARAM_UNSPECIFIED

- addSymbol

Parameter	Specifiable Setting Value
data	-

Parameter	Specifiable Setting Value
type	<ul style="list-style-type: none"> • Printer.SYMBOL_PDF417_STANDARD • Printer.SYMBOL_PDF417_TRUNCATED • Printer.SYMBOL_QRCODE_MODEL_1 • Printer.SYMBOL_QRCODE_MODEL_2 • Printer.SYMBOL_MAXICODE_MODE_2 • Printer.SYMBOL_MAXICODE_MODE_3 • Printer.SYMBOL_MAXICODE_MODE_4 • Printer.SYMBOL_MAXICODE_MODE_5 • Printer.SYMBOL_MAXICODE_MODE_6 • Printer.SYMBOL_GS1_DATABAR_STACKED • Printer.SYMBOL_GS1_DATABAR_STACKED_OMNIDIRECTIONAL • Printer.SYMBOL_GS1_DATABAR_EXPANDED_STACKED • Printer.SYMBOL_AZTECCODE_FULLRANGE • Printer.SYMBOL_AZTECCODE_COMPACT • Printer.SYMBOL_DATAMATRIX_SQUARE • Printer.SYMBOL_DATAMATRIX_RECTANGLE_8 • Printer.SYMBOL_DATAMATRIX_RECTANGLE_12 • Printer.SYMBOL_DATAMATRIX_RECTANGLE_16
level	<ul style="list-style-type: none"> • Printer.LEVEL_0 • Printer.LEVEL_1 • Printer.LEVEL_2 • Printer.LEVEL_3 • Printer.LEVEL_4 • Printer.LEVEL_5 • Printer.LEVEL_6 • Printer.LEVEL_7 • Printer.LEVEL_8 • Printer.LEVEL_L • Printer.LEVEL_M • Printer.LEVEL_Q • Printer.LEVEL_H • Integer from 5 to 95 • Printer.PARAM_DEFAULT • Printer.PARAM_UNSPECIFIED

- addPageLine

Parameter	Specifiable Setting Value
x1	<ul style="list-style-type: none"> • Integer from 0 to 65535
y1	<ul style="list-style-type: none"> • Integer from 0 to 65535
x2	<ul style="list-style-type: none"> • Integer from 0 to 65535
y2	<ul style="list-style-type: none"> • Integer from 0 to 65535

Parameter	Specifiable Setting Value
lineStyle	<ul style="list-style-type: none"> • Printer.LINE_THIN • Printer.LINE_MEDIUM • Printer.LINE_THICK • Printer.PARAM_DEFAULT

- addPageRectangle

Parameter	Specifiable Setting Value
x1	<ul style="list-style-type: none"> • Integer from 0 to 65535
y1	<ul style="list-style-type: none"> • Integer from 0 to 65535
x2	<ul style="list-style-type: none"> • Integer from 0 to 65535
y2	<ul style="list-style-type: none"> • Integer from 0 to 65535
lineStyle	<ul style="list-style-type: none"> • Printer.LINE_THIN • Printer.LINE_MEDIUM • Printer.LINE_THICK • Printer.PARAM_DEFAULT

- addCut

Parameter	Specifiable Setting Value
type	<ul style="list-style-type: none"> • Printer.CUT_FEED • Printer.CUT_NO_FEED • Printer.PARAM_DEFAULT

- addSound

Parameter	Specifiable Setting Value
pattern	<ul style="list-style-type: none"> • Printer.PATTERN_NONE • Printer.PATTERN_1 • Printer.PATTERN_2 • Printer.PATTERN_3 • Printer.PATTERN_4 • Printer.PATTERN_5 • Printer.PATTERN_6 • Printer.PATTERN_7 • Printer.PATTERN_8 • Printer.PATTERN_9 • Printer.PATTERN_10 • Printer.PARAM_DEFAULT
repeat	<ul style="list-style-type: none"> • 0 • 1 to 255 • Printer.PARAM_DEFAULT

Parameter	Specificable Setting Value
cycle	<ul style="list-style-type: none"> • 1000 to 25500 • Printer.PARAM_DEFAULT

- addFeedPosition

Parameter	Specificable Setting Value
position	<ul style="list-style-type: none"> • Printer.FEED_CUTTING • Printer.FEED_CURRENT_TOF • Printer.FEED_NEXT_TOF

- addLayout

Parameter	Specificable Setting Value
type	<ul style="list-style-type: none"> • Printer.LAYOUT_RECEIPT • Printer.LAYOUT_RECEIPT_BM
width	<ul style="list-style-type: none"> • Integer from 1 to 10000
height	<ul style="list-style-type: none"> • Receipt (without black mark) • Receipt (with black mark)
marginTop	<ul style="list-style-type: none"> • Receipt (without black mark) • Receipt (with black mark)
marginBottom	<ul style="list-style-type: none"> • Receipt (without black mark) • Receipt (with black mark)
offsetCut	<ul style="list-style-type: none"> • Receipt (without black mark) • Receipt (with black mark)
offsetLabel	<ul style="list-style-type: none"> • Receipt (without black mark) • Receipt (with black mark)

TM-H6000V**Printer Specifications**

Item	Receipt	Slip	Validation	Endors ement	Endors ement (40cpl)
Amount of initial feed	30 dots	24 dots			18 dots
Initial page mode area	512 x 1662 dots	540 x 1408 dots		-	
Maximum page mode area	512 x 2400 dots	540 x 1408 dots		-	
Baseline of Font A	21 dots from the top of the char- acter	9 dots from the top of the charac- ter			7 dots from the top of the char- acter
Baseline of Font B	21 dots from the top of the char- acter	9 dots from the top of the charac- ter			-
Baseline of Font C	18 dots from the top of the char- acter	-			

APIs for which restricted parameter setting values can be specified**Printer class**

- Printer

Parameter	Specifiable Setting Value
printerSeries	<ul style="list-style-type: none"> • Printer.TM_H6000
lang	<ul style="list-style-type: none"> • Printer.MODEL_ANK • Printer.MODEL_TAIWAN
context	-

- addTextLang

Parameter	Specifiable Setting Value
lang	<ul style="list-style-type: none"> • Printer.LANG_EN (default) • Printer.LANG_JA • Printer.LANG_ZH_CN • Printer.LANG_ZH_TW • Printer.LANG_KO • Printer.LANG_TH • Printer.LANG_VI • Printer.PARAM_DEFAULT

- addTextFont

Parameter	Specifiable Setting Value
font	<ul style="list-style-type: none"> • Printer.FONT_A (default) • Printer.FONT_B • Printer.FONT_C • Printer.PARAM_DEFAULT

- addTextStyle

Parameter	Specifiable Setting Value
reverse	<ul style="list-style-type: none"> • Printer.TRUE • Printer.FALSE (default) • Printer.PARAM_UNSPECIFIED • Printer.PARAM_DEFAULT
ul	<ul style="list-style-type: none"> • Printer.TRUE • Printer.FALSE (default) • Printer.PARAM_UNSPECIFIED • Printer.PARAM_DEFAULT
em	<ul style="list-style-type: none"> • Printer.TRUE • Printer.FALSE (default) • Printer.PARAM_UNSPECIFIED • Printer.PARAM_DEFAULT
color	<ul style="list-style-type: none"> • Printer.COLOR_1 (default) • Printer.PARAM_UNSPECIFIED • Printer.PARAM_DEFAULT

- addImage

Parameter	Specifiable Setting Value
data	-
x	<ul style="list-style-type: none"> • Integer from 0 to 65534
y	<ul style="list-style-type: none"> • Integer from 0 to 65534

Parameter	Specifiable Setting Value
width	<ul style="list-style-type: none"> Integer from 1 to 65535
height	<ul style="list-style-type: none"> Integer from 1 to 65535
color	<ul style="list-style-type: none"> Printer.COLOR_1 Printer.PARAM_DEFAULT
mode	<ul style="list-style-type: none"> Printer.MODE_MONO Printer.MODE_GRAY16 Printer.MODE_MONO_HIGH_DENSITY Printer.PARAM_DEFAULT
halftone	<ul style="list-style-type: none"> Printer.HALFTONE_DITHER Printer.HALFTONE_ERROR_DIFFUSION Printer.HALFTONE_THRESHOLD Printer.PARAM_DEFAULT
brightness	<ul style="list-style-type: none"> Real number from 0.1 to 10.0 Printer.PARAM_DEFAULT
compress	<ul style="list-style-type: none"> Printer.COMPRESS_DEFLATE Printer.COMPRESS_NONE Printer.COMPRESS_AUTO Printer.PARAM_DEFAULT

- addBarcode

Parameter	Specifiable Setting Value
data	-
type	<ul style="list-style-type: none"> Printer.BARCODE_UPC_A Printer.BARCODE_UPC_E Printer.BARCODE_EAN13 Printer.BARCODE_JAN13 Printer.BARCODE_EAN8 Printer.BARCODE_JAN8 Printer.BARCODE_CODE39 Printer.BARCODE_ITF Printer.BARCODE_CODABAR Printer.BARCODE_CODE93 Printer.BARCODE_CODE128 Printer.BARCODE_GS1_128 Printer.BARCODE_GS1_DATABAR_OMNIDIRECTIONAL Printer.BARCODE_GS1_DATABAR_TRUNCATED Printer.BARCODE_GS1_DATABAR_LIMITED Printer.BARCODE_GS1_DATABAR_EXPANDED

Parameter	Specifiable Setting Value
hri	<ul style="list-style-type: none"> • Printer.HRI_NONE (default) • Printer.HRI_ABOVE • Printer.HRI_BELOW • Printer.HRI_BOTH • Printer.PARAM_DEFAULT • Printer.PARAM_UNSPECIFIED
font	<ul style="list-style-type: none"> • Printer.FONT_A (default) • Printer.FONT_B • Printer.FONT_C • Printer.PARAM_DEFAULT • Printer.PARAM_UNSPECIFIED
width	<ul style="list-style-type: none"> • Integer from 2 to 6 • Printer.PARAM_UNSPECIFIED
height	<ul style="list-style-type: none"> • Integer from 1 to 255 • Printer.PARAM_UNSPECIFIED

- addSymbol

Parameter	Specifiable Setting Value
data	-
type	<ul style="list-style-type: none"> • Printer.SYMBOL_PDF417_STANDARD • Printer.SYMBOL_PDF417_TRUNCATED • Printer.SYMBOL_QRCODE_MODEL_1 • Printer.SYMBOL_QRCODE_MODEL_2 • Printer.SYMBOL_MAXICODE_MODE_2 • Printer.SYMBOL_MAXICODE_MODE_3 • Printer.SYMBOL_MAXICODE_MODE_4 • Printer.SYMBOL_MAXICODE_MODE_5 • Printer.SYMBOL_MAXICODE_MODE_6 • Printer.SYMBOL_GS1_DATABAR_STACKED • Printer.SYMBOL_GS1_DATABAR_STACKED_OMNIDIRECTIONAL • Printer.SYMBOL_GS1_DATABAR_EXPANDED_STACKED • Printer.SYMBOL_AZTECCODE_FULLRANGE • Printer.SYMBOL_AZTECCODE_COMPACT • Printer.SYMBOL_DATAMATRIX_SQUARE • Printer.SYMBOL_DATAMATRIX_RECTANGLE_8 • Printer.SYMBOL_DATAMATRIX_RECTANGLE_12 • Printer.SYMBOL_DATAMATRIX_RECTANGLE_16

Parameter	Specifiable Setting Value
level	<ul style="list-style-type: none"> • Printer.LEVEL_0 • Printer.LEVEL_1 • Printer.LEVEL_2 • Printer.LEVEL_3 • Printer.LEVEL_4 • Printer.LEVEL_5 • Printer.LEVEL_6 • Printer.LEVEL_7 • Printer.LEVEL_8 • Printer.LEVEL_L • Printer.LEVEL_M • Printer.LEVEL_Q • Printer.LEVEL_H • Integer from 5 to 95 • Printer.PARAM_DEFAULT • Printer.PARAM_UNSPECIFIED

- addPageLine

Parameter	Specifiable Setting Value
x1	<ul style="list-style-type: none"> • Integer from 0 to 65535
y1	<ul style="list-style-type: none"> • Integer from 0 to 65535
x2	<ul style="list-style-type: none"> • Integer from 0 to 65535
y2	<ul style="list-style-type: none"> • Integer from 0 to 65535
lineStyle	<ul style="list-style-type: none"> • Printer.LINE_THIN • Printer.LINE_MEDIUM • Printer.LINE_THICK

- addPageRectangle

Parameter	Specifiable Setting Value
x1	<ul style="list-style-type: none"> • Integer from 0 to 65535
y1	<ul style="list-style-type: none"> • Integer from 0 to 65535
x2	<ul style="list-style-type: none"> • Integer from 0 to 65535
y2	<ul style="list-style-type: none"> • Integer from 0 to 65535
lineStyle	<ul style="list-style-type: none"> • Printer.LINE_THIN • Printer.LINE_MEDIUM • Printer.LINE_THICK • Printer.PARAM_DEFAULT

- addCut

Parameter	Specificable Setting Value
type	<ul style="list-style-type: none"> • Printer.CUT_FEED • Printer.CUT_NO_FEED • Printer.PARAM_DEFAULT

LineDisplay class

- LineDisplay

Parameter	Specificable Setting Value
displaySeries	<ul style="list-style-type: none"> • LineDisplay.DM_D110 • LineDisplay.DM_D210
context	-

- addText

Parameter	Specificable Setting Value
data	-
lang	<ul style="list-style-type: none"> • LineDisplay.LANG_EN (default) • LineDisplay.LANG_JA • LineDisplay.PARAM_DEFAULT • LineDisplay.PARAM_UNUSE
x	<ul style="list-style-type: none"> • Integer from 1 to 44 • LineDisplay.PARAM_UNUSE
y	<ul style="list-style-type: none"> • Integer from 1 to 19 • LineDisplay.PARAM_UNUSE

TM-T20II-i**Printer Specifications**

Item	58mm Specification	80mm Specification
Amount of initial feed	30 dots	
Initial page mode area	420 x 831 dots	576 x 831 dots
Maximum page mode area	420 x 1662 dots	576 x 1662 dots
Baseline of Font A	21 dots from the top of the character	
Baseline of Font B	16 dots from the top of the character	

APIs for which restricted parameter setting values can be specified**Printer class**

- Printer

Parameter	Specificable Setting Value
printerSeries	<ul style="list-style-type: none"> • Printer.TM_T20
lang	<ul style="list-style-type: none"> • Printer.MODEL_ANK
context	-

- addTextLang

Parameter	Specificable Setting Value
lang	<ul style="list-style-type: none"> • Printer.LANG_EN (default) • Printer.LANG_JA • Printer.LANG_ZH_CN • Printer.LANG_ZH_TW • Printer.LANG_KO • Printer.LANG_TH • Printer.LANG_VI • Printer.PARAM_DEFAULT

- addTextFont

Parameter	Specificable Setting Value
font	<ul style="list-style-type: none"> • Printer.FONT_A (default) • Printer.FONT_B • Printer.PARAM_DEFAULT

- addTextStyle

Parameter	Specifiable Setting Value
reverse	<ul style="list-style-type: none"> • Printer.TRUE • Printer.FALSE (default) • Printer.PARAM_UNSPECIFIED • Printer.PARAM_DEFAULT
ul	<ul style="list-style-type: none"> • Printer.TRUE • Printer.FALSE (default) • Printer.PARAM_UNSPECIFIED • Printer.PARAM_DEFAULT
em	<ul style="list-style-type: none"> • Printer.TRUE • Printer.FALSE (default) • Printer.PARAM_UNSPECIFIED • Printer.PARAM_DEFAULT
color	<ul style="list-style-type: none"> • Printer.COLOR_1 (default) • Printer.PARAM_UNSPECIFIED • Printer.PARAM_DEFAULT

- addImage

Parameter	Specifiable Setting Value
data	-
x	<ul style="list-style-type: none"> • Integer from 0 to 65534
y	<ul style="list-style-type: none"> • Integer from 0 to 65534
width	<ul style="list-style-type: none"> • Integer from 1 to 65535
height	<ul style="list-style-type: none"> • Integer from 1 to 65535
color	<ul style="list-style-type: none"> • Printer.COLOR_1 • Printer.PARAM_DEFAULT
mode	<ul style="list-style-type: none"> • Printer.MODE_MONO • Printer.MODE_MONO_HIGH_DENSITY • Printer.PARAM_DEFAULT
halftone	<ul style="list-style-type: none"> • Printer.HALFTONE_DITHER • Printer.HALFTONE_ERROR_DIFFUSION • Printer.HALFTONE_THRESHOLD • Printer.PARAM_DEFAULT
brightness	<ul style="list-style-type: none"> • Real number from 0.1 to 10.0 • Printer.PARAM_DEFAULT

Parameter	Specificable Setting Value
compress	<ul style="list-style-type: none"> • Printer.COMPRESS_DEFLATE • Printer.COMPRESS_NONE • Printer.COMPRESS_AUTO • Printer.PARAM_DEFAULT

- addBarcode

Parameter	Specificable Setting Value
data	-
type	<ul style="list-style-type: none"> • Printer.BARCODE_UPC_A • Printer.BARCODE_UPC_E • Printer.BARCODE_EAN13 • Printer.BARCODE_JAN13 • Printer.BARCODE_EAN8 • Printer.BARCODE_JAN8 • Printer.BARCODE_CODE39 • Printer.BARCODE_ITF • Printer.BARCODE_CODABAR • Printer.BARCODE_CODE93 • Printer.BARCODE_CODE128 • Printer.BARCODE_GS1_128 • Printer.BARCODE_GS1_DATABAR_OMNIDIRECTIONAL • Printer.BARCODE_GS1_DATABAR_TRUNCATED • Printer.BARCODE_GS1_DATABAR_LIMITED • Printer.BARCODE_GS1_DATABAR_EXPANDED
hri	<ul style="list-style-type: none"> • Printer.HRI_NONE (default) • Printer.HRI_ABOVE • Printer.HRI_BELOW • Printer.HRI_BOTH • Printer.PARAM_DEFAULT • Printer.PARAM_UNSPECIFIED
font	<ul style="list-style-type: none"> • Printer.FONT_A (default) • Printer.FONT_B • Printer.PARAM_DEFAULT • Printer.PARAM_UNSPECIFIED
width	<ul style="list-style-type: none"> • Integer from 2 to 6 • Printer.PARAM_UNSPECIFIED
height	<ul style="list-style-type: none"> • Integer from 1 to 255 • Printer.PARAM_UNSPECIFIED

- addSymbol

Parameter	Specifiable Setting Value
data	-
type	<ul style="list-style-type: none"> • Printer.SYMBOL_PDF417_STANDARD • Printer.SYMBOL_PDF417_TRUNCATED • Printer.SYMBOL_QRCODE_MODEL_1 • Printer.SYMBOL_QRCODE_MODEL_2 • Printer.SYMBOL_MAXICODE_MODE_2 • Printer.SYMBOL_MAXICODE_MODE_3 • Printer.SYMBOL_MAXICODE_MODE_4 • Printer.SYMBOL_MAXICODE_MODE_5 • Printer.SYMBOL_MAXICODE_MODE_6 • Printer.SYMBOL_GS1_DATABAR_STACKED • Printer.SYMBOL_GS1_DATABAR_STACKED_OMNIDIRECTIONAL • Printer.SYMBOL_GS1_DATABAR_EXPANDED_STACKED
level	<ul style="list-style-type: none"> • Printer.LEVEL_0 • Printer.LEVEL_1 • Printer.LEVEL_2 • Printer.LEVEL_3 • Printer.LEVEL_4 • Printer.LEVEL_5 • Printer.LEVEL_6 • Printer.LEVEL_7 • Printer.LEVEL_8 • Printer.LEVEL_L • Printer.LEVEL_M • Printer.LEVEL_Q • Printer.LEVEL_H • Printer.PARAM_DEFAULT • Printer.PARAM_UNSPECIFIED

- addCut

Parameter	Specifiable Setting Value
type	<ul style="list-style-type: none"> • Printer.CUT_FEED • Printer.CUT_NO_FEED • Printer.PARAM_DEFAULT

- addSound

Parameter	Specifiable Setting Value
pattern	<ul style="list-style-type: none"> • Printer.PATTERN_NONE • Printer.PATTERN_A • Printer.PATTERN_B • Printer.PATTERN_C • Printer.PATTERN_D • Printer.PATTERN_E • Printer.PATTERN_ERROR • Printer.PATTERN_PAPER_EMPTY • Printer.PARAM_DEFAULT
repeat	<ul style="list-style-type: none"> • 0 • 1 to 255 • Printer.PARAM_DEFAULT

LineDisplay class

- LineDisplay

Parameter	Specifiable Setting Value
displaySeries	<ul style="list-style-type: none"> • LineDisplay.DM_D110
context	-

- addText

Parameter	Specifiable Setting Value
data	-
lang	<ul style="list-style-type: none"> • LineDisplay.LANG_EN (default) • LineDisplay.LANG_JA • LineDisplay.PARAM_DEFAULT • LineDisplay.PARAM_UNUSE
x	<ul style="list-style-type: none"> • Integer from 1 to 44 • LineDisplay.PARAM_UNUSE
y	<ul style="list-style-type: none"> • Integer from 1 to 19 • LineDisplay.PARAM_UNUSE

TM-T70-i**Printer Specifications**

Item		58mm Specification	80mm Specification
Amount of initial feed		30 dots	
Initial page mode area	ANK model	416 x 1662 dots	512 x 831 dots
	Multiple languages model	416 x 1662 dots	576 x 1662 dots
Maximum page mode area	ANK model	416 x 1662 dots	512 x 1662 dots
	Multiple languages model	416 x 1662 dots	576 x 1662 dots
Baseline of Font A		21 dots from the top of the character	
Baseline of Font B		16 dots from the top of the character	

APIs for which restricted parameter setting values can be specified**Printer class**

- Printer

Parameter	Specificable Setting Value
printerSeries	<ul style="list-style-type: none"> • Printer.TM_T70
lang	<ul style="list-style-type: none"> • Printer.MODEL_ANK • Printer.MODEL_CHINESE • Printer.MODEL_TAIWAN
context	-

- addTextLang

Parameter	Specificable Setting Value
lang	<ul style="list-style-type: none"> • Printer.LANG_EN (default) • Printer.LANG_JA • Printer.LANG_ZH_CN • Printer.LANG_ZH_TW • Printer.LANG_KO • Printer.LANG_TH • Printer.LANG_VI • Printer.PARAM_DEFAULT

- addTextFont

Parameter	Specifiable Setting Value
font	<ul style="list-style-type: none"> • Printer.FONT_A (default) • Printer.FONT_B • Printer.PARAM_DEFAULT

- addTextStyle

Parameter	Specifiable Setting Value
reverse	<ul style="list-style-type: none"> • Printer.TRUE • Printer.FALSE (default) • Printer.PARAM_UNSPECIFIED • Printer.PARAM_DEFAULT
ul	<ul style="list-style-type: none"> • Printer.TRUE • Printer.FALSE (default) • Printer.PARAM_UNSPECIFIED • Printer.PARAM_DEFAULT
em	<ul style="list-style-type: none"> • Printer.TRUE • Printer.FALSE (default) • Printer.PARAM_UNSPECIFIED • Printer.PARAM_DEFAULT
color	<ul style="list-style-type: none"> • Printer.COLOR_1 (default) • Printer.PARAM_UNSPECIFIED • Printer.PARAM_DEFAULT

- addImage

Parameter	Specifiable Setting Value
data	-
x	<ul style="list-style-type: none"> • Integer from 0 to 65534
y	<ul style="list-style-type: none"> • Integer from 0 to 65534
width	<ul style="list-style-type: none"> • Integer from 1 to 65535
height	<ul style="list-style-type: none"> • Integer from 1 to 65535
color	<ul style="list-style-type: none"> • Printer.COLOR_1 • Printer.PARAM_DEFAULT
mode	<ul style="list-style-type: none"> • Printer.MODE_MONO • Printer.MODE_MONO_HIGH_DENSITY • Printer.PARAM_DEFAULT

Parameter	Specifiable Setting Value
halftone	<ul style="list-style-type: none"> • Printer.HALFTONE_DITHER • Printer.HALFTONE_ERROR_DIFFUSION • Printer.HALFTONE_THRESHOLD • Printer.PARAM_DEFAULT
brightness	<ul style="list-style-type: none"> • Real number from 0.1 to 10.0 • Printer.PARAM_DEFAULT
compress	<ul style="list-style-type: none"> • Printer.COMPRESS_DEFLATE • Printer.COMPRESS_NONE • Printer.COMPRESS_AUTO • Printer.PARAM_DEFAULT

- addBarcode

Parameter	Specifiable Setting Value
data	-
type	<ul style="list-style-type: none"> • Printer.BARCODE_UPC_A • Printer.BARCODE_UPC_E • Printer.BARCODE_EAN13 • Printer.BARCODE_JAN13 • Printer.BARCODE_EAN8 • Printer.BARCODE_JAN8 • Printer.BARCODE_CODE39 • Printer.BARCODE_ITF • Printer.BARCODE_CODABAR • Printer.BARCODE_CODE93 • Printer.BARCODE_CODE128
hri	<ul style="list-style-type: none"> • Printer.HRI_NONE (default) • Printer.HRI_ABOVE • Printer.HRI_BELOW • Printer.HRI_BOTH • Printer.PARAM_DEFAULT • Printer.PARAM_UNSPECIFIED
font	<ul style="list-style-type: none"> • Printer.FONT_A (default) • Printer.FONT_B • Printer.PARAM_DEFAULT • Printer.PARAM_UNSPECIFIED
width	<ul style="list-style-type: none"> • Integer from 2 to 6 • Printer.PARAM_UNSPECIFIED
height	<ul style="list-style-type: none"> • Integer from 1 to 255 • Printer.PARAM_UNSPECIFIED

- addSymbol

Parameter	Specifiable Setting Value
data	-
type	<ul style="list-style-type: none"> • Printer.SYMBOL_PDF417_STANDARD • Printer.SYMBOL_PDF417_TRUNCATED • Printer.SYMBOL_QRCODE_MODEL_1 • Printer.SYMBOL_QRCODE_MODEL_2
level	<ul style="list-style-type: none"> • Printer.LEVEL_0 • Printer.LEVEL_1 • Printer.LEVEL_2 • Printer.LEVEL_3 • Printer.LEVEL_4 • Printer.LEVEL_5 • Printer.LEVEL_6 • Printer.LEVEL_7 • Printer.LEVEL_8 • Printer.LEVEL_L • Printer.LEVEL_M • Printer.LEVEL_Q • Printer.LEVEL_H • Printer.PARAM_DEFAULT • Printer.PARAM_UNSPECIFIED

- addCut

Parameter	Specifiable Setting Value
type	<ul style="list-style-type: none"> • Printer.CUT_FEED • Printer.CUT_NO_FEED • Printer.PARAM_DEFAULT

LineDisplay class

- LineDisplay

Parameter	Specifiable Setting Value
displaySeries	<ul style="list-style-type: none"> • LineDisplay.DM_D110
context	-

- addText

Parameter	Specifiable Setting Value
data	-

Parameter	Specifiable Setting Value
lang	<ul style="list-style-type: none">• LineDisplay.LANG_EN (default)• LineDisplay.LANG_JA• LineDisplay.PARAM_DEFAULT• LineDisplay.PARAM_UNUSE
x	<ul style="list-style-type: none">• Integer from 1 to 44• LineDisplay.PARAM_UNUSE
y	<ul style="list-style-type: none">• Integer from 1 to 19• LineDisplay.PARAM_UNUSE

TM-T82II-i**Printer Specifications**

Item	Specification
Amount of initial feed	30 dots
Initial page mode area	576 x 831 dots
Maximum page mode area	576 x 1662 dots
Baseline of Font A	21 dots from the top of the character
Baseline of Font B	16 dots from the top of the character

APIs for which restricted parameter setting values can be specified**Printer class**

- Printer

Parameter	Specifiable Setting Value
printerSeries	<ul style="list-style-type: none"> • Printer.TM_T82
lang	<ul style="list-style-type: none"> • Printer.MODEL_ANK • Printer.MODEL_CHINESE • Printer.MODEL_TAIWAN • Printer.MODEL_SOUTHASIA
context	-

- addTextLang

Parameter	Specifiable Setting Value
lang	<ul style="list-style-type: none"> • Printer.LANG_EN (default) • Printer.LANG_JA • Printer.LANG_ZH_CN • Printer.LANG_ZH_TW • Printer.LANG_KO • Printer.LANG_TH • Printer.LANG_VI • Printer.PARAM_DEFAULT

- addTextFont

Parameter	Specifiable Setting Value
font	<ul style="list-style-type: none"> • Printer.FONT_A (default) • Printer.FONT_B • Printer.PARAM_DEFAULT

- addTextStyle

Parameter	Specifiable Setting Value
reverse	<ul style="list-style-type: none"> • Printer.TRUE • Printer.FALSE (default) • Printer.PARAM_UNSPECIFIED • Printer.PARAM_DEFAULT
ul	<ul style="list-style-type: none"> • Printer.TRUE • Printer.FALSE (default) • Printer.PARAM_UNSPECIFIED • Printer.PARAM_DEFAULT
em	<ul style="list-style-type: none"> • Printer.TRUE • Printer.FALSE (default) • Printer.PARAM_UNSPECIFIED • Printer.PARAM_DEFAULT
color	<ul style="list-style-type: none"> • Printer.COLOR_1 (default) • Printer.PARAM_UNSPECIFIED • Printer.PARAM_DEFAULT

- addImage

Parameter	Specifiable Setting Value
data	-
x	<ul style="list-style-type: none"> • Integer from 0 to 65534
y	<ul style="list-style-type: none"> • Integer from 0 to 65534
width	<ul style="list-style-type: none"> • Integer from 1 to 65535
height	<ul style="list-style-type: none"> • Integer from 1 to 65535
color	<ul style="list-style-type: none"> • Printer.COLOR_1 • Printer.PARAM_DEFAULT
mode	<ul style="list-style-type: none"> • Printer.MODE_MONO • Printer.MODE_MONO_HIGH_DENSITY • Printer.PARAM_DEFAULT
halftone	<ul style="list-style-type: none"> • Printer.HALFTONE_DITHER • Printer.HALFTONE_ERROR_DIFFUSION • Printer.HALFTONE_THRESHOLD • Printer.PARAM_DEFAULT
brightness	<ul style="list-style-type: none"> • Real number from 0.1 to 10.0 • Printer.PARAM_DEFAULT

Parameter	Specificable Setting Value
compress	<ul style="list-style-type: none"> • Printer.COMPRESS_DEFLATE • Printer.COMPRESS_NONE • Printer.COMPRESS_AUTO • Printer.PARAM_DEFAULT

- addBarcode

Parameter	Specificable Setting Value
data	-
type	<ul style="list-style-type: none"> • Printer.BARCODE_UPC_A • Printer.BARCODE_UPC_E • Printer.BARCODE_EAN13 • Printer.BARCODE_JAN13 • Printer.BARCODE_EAN8 • Printer.BARCODE_JAN8 • Printer.BARCODE_CODE39 • Printer.BARCODE_ITF • Printer.BARCODE_CODABAR • Printer.BARCODE_CODE93 • Printer.BARCODE_CODE128 • Printer.BARCODE_GS1_128 • Printer.BARCODE_GS1_DATABAR_OMNIDIRECTIONAL • Printer.BARCODE_GS1_DATABAR_TRUNCATED • Printer.BARCODE_GS1_DATABAR_LIMITED • Printer.BARCODE_GS1_DATABAR_EXPANDED
hri	<ul style="list-style-type: none"> • Printer.HRI_NONE (default) • Printer.HRI_ABOVE • Printer.HRI_BELOW • Printer.HRI_BOTH • Printer.PARAM_DEFAULT • Printer.PARAM_UNSPECIFIED
font	<ul style="list-style-type: none"> • Printer.FONT_A (default) • Printer.FONT_B • Printer.PARAM_DEFAULT • Printer.PARAM_UNSPECIFIED
width	<ul style="list-style-type: none"> • Integer from 2 to 6 • Printer.PARAM_UNSPECIFIED
height	<ul style="list-style-type: none"> • Integer from 1 to 255 • Printer.PARAM_UNSPECIFIED

- addSymbol

Parameter	Specifiable Setting Value
data	-
type	<ul style="list-style-type: none"> • Printer.SYMBOL_PDF417_STANDARD • Printer.SYMBOL_PDF417_TRUNCATED • Printer.SYMBOL_QRCODE_MODEL_1 • Printer.SYMBOL_QRCODE_MODEL_2 • Printer.SYMBOL_MAXICODE_MODE_2 • Printer.SYMBOL_MAXICODE_MODE_3 • Printer.SYMBOL_MAXICODE_MODE_4 • Printer.SYMBOL_MAXICODE_MODE_5 • Printer.SYMBOL_MAXICODE_MODE_6 • Printer.SYMBOL_GS1_DATABAR_STACKED • Printer.SYMBOL_GS1_DATABAR_STACKED_OMNIDIRECTIONAL • Printer.SYMBOL_GS1_DATABAR_EXPANDED_STACKED
level	<ul style="list-style-type: none"> • Printer.LEVEL_0 • Printer.LEVEL_1 • Printer.LEVEL_2 • Printer.LEVEL_3 • Printer.LEVEL_4 • Printer.LEVEL_5 • Printer.LEVEL_6 • Printer.LEVEL_7 • Printer.LEVEL_8 • Printer.LEVEL_L • Printer.LEVEL_M • Printer.LEVEL_Q • Printer.LEVEL_H • Printer.PARAM_DEFAULT • Printer.PARAM_UNSPECIFIED

- addCut

Parameter	Specifiable Setting Value
type	<ul style="list-style-type: none"> • Printer.CUT_FEED • Printer.CUT_NO_FEED • Printer.PARAM_DEFAULT

- addSound

Parameter	Specifiable Setting Value
pattern	<ul style="list-style-type: none"> • Printer.PATTERN_NONE • Printer.PATTERN_A • Printer.PATTERN_B • Printer.PATTERN_C • Printer.PATTERN_D • Printer.PATTERN_E • Printer.PATTERN_ERROR • Printer.PATTERN_PAPER_EMPTY • Printer.PARAM_DEFAULT
repeat	<ul style="list-style-type: none"> • 0 • 1 to 255 • Printer.PARAM_DEFAULT

LineDisplay class

- LineDisplay

Parameter	Specifiable Setting Value
displaySeries	<ul style="list-style-type: none"> • LineDisplay.DM_D110
context	-

- addText

Parameter	Specifiable Setting Value
data	-
lang	<ul style="list-style-type: none"> • LineDisplay.LANG_EN (default) • LineDisplay.LANG_JA • LineDisplay.PARAM_DEFAULT • LineDisplay.PARAM_UNUSE
x	<ul style="list-style-type: none"> • Integer from 1 to 44 • LineDisplay.PARAM_UNUSE
y	<ul style="list-style-type: none"> • Integer from 1 to 19 • LineDisplay.PARAM_UNUSE

TM-T83II-i**Printer Specifications**

Item		Specification
Amount of initial feed		30 dots
Initial page mode area		512 x 1662 dots
Maximum page mode area		512 x 1662 dots
Baseline of Font A		21 dots from the top of the character
Baseline of Font B	ANK	16 dots from the top of the character
	Chinese characters	15 dots from the top of the character

APIs for which restricted parameter setting values can be specified**Printer class**

- Printer

Parameter	Specifiable Setting Value
printerSeries	<ul style="list-style-type: none"> • Printer.TM_T83
lang	<ul style="list-style-type: none"> • Printer.MODEL_KOREAN
context	-

- addTextLang

Parameter	Specifiable Setting Value
lang	<ul style="list-style-type: none"> • Printer.LANG_EN (default) • Printer.LANG_JA • Printer.LANG_ZH_CN • Printer.LANG_ZH_TW • Printer.LANG_KO • Printer.LANG_TH • Printer.LANG_VI • Printer.PARAM_DEFAULT

- addTextFont

Parameter	Specifiable Setting Value
font	<ul style="list-style-type: none"> • Printer.FONT_A (default) • Printer.FONT_B • Printer.PARAM_DEFAULT

- addTextStyle

Parameter	Specifiable Setting Value
reverse	<ul style="list-style-type: none"> • Printer.TRUE • Printer.FALSE (default) • Printer.PARAM_UNSPECIFIED • Printer.PARAM_DEFAULT
ul	<ul style="list-style-type: none"> • Printer.TRUE • Printer.FALSE (default) • Printer.PARAM_UNSPECIFIED • Printer.PARAM_DEFAULT
em	<ul style="list-style-type: none"> • Printer.TRUE • Printer.FALSE (default) • Printer.PARAM_UNSPECIFIED • Printer.PARAM_DEFAULT
color	<ul style="list-style-type: none"> • Printer.COLOR_1 (default) • Printer.PARAM_UNSPECIFIED • Printer.PARAM_DEFAULT

- addImage

Parameter	Specifiable Setting Value
data	-
x	<ul style="list-style-type: none"> • Integer from 0 to 65534
y	<ul style="list-style-type: none"> • Integer from 0 to 65534
width	<ul style="list-style-type: none"> • Integer from 1 to 65535
height	<ul style="list-style-type: none"> • Integer from 1 to 65535
color	<ul style="list-style-type: none"> • Printer.COLOR_1 • Printer.PARAM_DEFAULT
mode	<ul style="list-style-type: none"> • Printer.MODE_MONO • Printer.MODE_MONO_HIGH_DENSITY • Printer.PARAM_DEFAULT
halftone	<ul style="list-style-type: none"> • Printer.HALFTONE_DITHER • Printer.HALFTONE_ERROR_DIFFUSION • Printer.HALFTONE_THRESHOLD • Printer.PARAM_DEFAULT
brightness	<ul style="list-style-type: none"> • Real number from 0.1 to 10.0 • Printer.PARAM_DEFAULT

Parameter	Specificable Setting Value
compress	<ul style="list-style-type: none"> • Printer.COMPRESS_DEFLATE • Printer.COMPRESS_NONE • Printer.COMPRESS_AUTO • Printer.PARAM_DEFAULT

- addBarcode

Parameter	Specificable Setting Value
data	-
type	<ul style="list-style-type: none"> • Printer.BARCODE_UPC_A • Printer.BARCODE_UPC_E • Printer.BARCODE_EAN13 • Printer.BARCODE_JAN13 • Printer.BARCODE_EAN8 • Printer.BARCODE_JAN8 • Printer.BARCODE_CODE39 • Printer.BARCODE_ITF • Printer.BARCODE_CODABAR • Printer.BARCODE_CODE93 • Printer.BARCODE_CODE128 • Printer.BARCODE_GS1_128 • Printer.BARCODE_GS1_DATABAR_OMNIDIRECTIONAL • Printer.BARCODE_GS1_DATABAR_TRUNCATED • Printer.BARCODE_GS1_DATABAR_LIMITED • Printer.BARCODE_GS1_DATABAR_EXPANDED
hri	<ul style="list-style-type: none"> • Printer.HRI_NONE (default) • Printer.HRI_ABOVE • Printer.HRI_BELOW • Printer.HRI_BOTH • Printer.PARAM_DEFAULT • Printer.PARAM_UNSPECIFIED
font	<ul style="list-style-type: none"> • Printer.FONT_A (default) • Printer.FONT_B • Printer.PARAM_DEFAULT • Printer.PARAM_UNSPECIFIED
width	<ul style="list-style-type: none"> • Integer from 2 to 6 • Printer.PARAM_UNSPECIFIED
height	<ul style="list-style-type: none"> • Integer from 1 to 255 • Printer.PARAM_UNSPECIFIED

- addSymbol

Parameter	Specifiable Setting Value
data	-
type	<ul style="list-style-type: none"> • Printer.SYMBOL_PDF417_STANDARD • Printer.SYMBOL_PDF417_TRUNCATED • Printer.SYMBOL_QRCODE_MODEL_1 • Printer.SYMBOL_QRCODE_MODEL_2 • Printer.SYMBOL_MAXICODE_MODE_2 • Printer.SYMBOL_MAXICODE_MODE_3 • Printer.SYMBOL_MAXICODE_MODE_4 • Printer.SYMBOL_MAXICODE_MODE_5 • Printer.SYMBOL_MAXICODE_MODE_6 • Printer.SYMBOL_GS1_DATABAR_STACKED • Printer.SYMBOL_GS1_DATABAR_STACKED_OMNIDIRECTIONAL • Printer.SYMBOL_GS1_DATABAR_EXPANDED_STACKED
level	<ul style="list-style-type: none"> • Printer.LEVEL_0 • Printer.LEVEL_1 • Printer.LEVEL_2 • Printer.LEVEL_3 • Printer.LEVEL_4 • Printer.LEVEL_5 • Printer.LEVEL_6 • Printer.LEVEL_7 • Printer.LEVEL_8 • Printer.LEVEL_L • Printer.LEVEL_M • Printer.LEVEL_Q • Printer.LEVEL_H • Printer.PARAM_DEFAULT • Printer.PARAM_UNSPECIFIED

- addCut

Parameter	Specifiable Setting Value
type	<ul style="list-style-type: none"> • Printer.CUT_FEED • Printer.CUT_NO_FEED • Printer.PARAM_DEFAULT

- addSound

Parameter	Specifiable Setting Value
pattern	<ul style="list-style-type: none"> • Printer.PATTERN_NONE • Printer.PATTERN_A • Printer.PATTERN_B • Printer.PATTERN_C • Printer.PATTERN_D • Printer.PATTERN_E • Printer.PATTERN_ERROR • Printer.PATTERN_PAPER_EMPTY • Printer.PARAM_DEFAULT
repeat	<ul style="list-style-type: none"> • 0 • 1 to 255 • Printer.PARAM_DEFAULT

LineDisplay class

- LineDisplay

Parameter	Specifiable Setting Value
displaySeries	<ul style="list-style-type: none"> • LineDisplay.DM_D110
context	-

- addText

Parameter	Specifiable Setting Value
data	-
lang	<ul style="list-style-type: none"> • LineDisplay.LANG_EN (default) • LineDisplay.LANG_JA • LineDisplay.PARAM_DEFAULT • LineDisplay.PARAM_UNUSE
x	<ul style="list-style-type: none"> • Integer from 1 to 44 • LineDisplay.PARAM_UNUSE
y	<ul style="list-style-type: none"> • Integer from 1 to 19 • LineDisplay.PARAM_UNUSE

TM-T88V-i**Printer Specifications**

Item		58mm Specification	80mm Specification
Amount of initial feed		30 dots	
Initial page mode area		360 x 831 dots	512 x 831 dots
Maximum page mode area		360 x 1662 dots	512 x 1662 dots
Baseline of Font A		21 dots from the top of the character	
Baseline of Font B	ANK	16 dots from the top of the character	
	Chinese characters	15 dots from the top of the character	

APIs for which restricted parameter setting values can be specified**Printer class**

- Printer

Parameter	Specifiable Setting Value
printerSeries	<ul style="list-style-type: none"> • Printer.TM_T88
lang	<ul style="list-style-type: none"> • Printer.MODEL_ANK • Printer.MODEL_CHINESE • Printer.MODEL_TAIWAN • Printer.MODEL_KOREAN • Printer.MODEL_SOUTHASIA
context	-

- addTextLang

Parameter	Specifiable Setting Value
lang	<ul style="list-style-type: none"> • Printer.LANG_EN (default) • Printer.LANG_JA • Printer.LANG_ZH_CN • Printer.LANG_ZH_TW • Printer.LANG_KO • Printer.LANG_TH • Printer.LANG_VI • Printer.PARAM_DEFAULT

- addTextFont

Parameter	Specificable Setting Value
font	<ul style="list-style-type: none"> • Printer.FONT_A (default) • Printer.FONT_B • Printer.PARAM_DEFAULT

- addTextStyle

Parameter	Specificable Setting Value
reverse	<ul style="list-style-type: none"> • Printer.TRUE • Printer.FALSE (default) • Printer.PARAM_UNSPECIFIED • Printer.PARAM_DEFAULT
ul	<ul style="list-style-type: none"> • Printer.TRUE • Printer.FALSE (default) • Printer.PARAM_UNSPECIFIED • Printer.PARAM_DEFAULT
em	<ul style="list-style-type: none"> • Printer.TRUE • Printer.FALSE (default) • Printer.PARAM_UNSPECIFIED • Printer.PARAM_DEFAULT
color	<ul style="list-style-type: none"> • Printer.COLOR_1 (default) • Printer.PARAM_UNSPECIFIED • Printer.PARAM_DEFAULT

- addImage

Parameter	Specificable Setting Value
data	-
x	<ul style="list-style-type: none"> • Integer from 0 to 65534
y	<ul style="list-style-type: none"> • Integer from 0 to 65534
width	<ul style="list-style-type: none"> • Integer from 1 to 65535
height	<ul style="list-style-type: none"> • Integer from 1 to 65535
color	<ul style="list-style-type: none"> • Printer.COLOR_1 • Printer.PARAM_DEFAULT
mode	<ul style="list-style-type: none"> • Printer.MODE_MONO • Printer.MODE_GRAY16 • Printer.MODE_MONO_HIGH_DENSITY • Printer.PARAM_DEFAULT

Parameter	Specifiable Setting Value
halftone	<ul style="list-style-type: none"> • Printer.HALFTONE_DITHER • Printer.HALFTONE_ERROR_DIFFUSION • Printer.HALFTONE_THRESHOLD • Printer.PARAM_DEFAULT
brightness	<ul style="list-style-type: none"> • Real number from 0.1 to 10.0 • Printer.PARAM_DEFAULT
compress	<ul style="list-style-type: none"> • Printer.COMPRESS_DEFLATE • Printer.COMPRESS_NONE • Printer.COMPRESS_AUTO • Printer.PARAM_DEFAULT

- addBarcode

Parameter	Specifiable Setting Value
data	-
type	<ul style="list-style-type: none"> • Printer.BARCODE_UPC_A • Printer.BARCODE_UPC_E • Printer.BARCODE_EAN13 • Printer.BARCODE_JAN13 • Printer.BARCODE_EAN8 • Printer.BARCODE_JAN8 • Printer.BARCODE_CODE39 • Printer.BARCODE_ITF • Printer.BARCODE_CODABAR • Printer.BARCODE_CODE93 • Printer.BARCODE_CODE128 • Printer.BARCODE_GS1_128 • Printer.BARCODE_GS1_DATABAR_OMNIDIRECTIONAL • Printer.BARCODE_GS1_DATABAR_TRUNCATED • Printer.BARCODE_GS1_DATABAR_LIMITED • Printer.BARCODE_GS1_DATABAR_EXPANDED
hri	<ul style="list-style-type: none"> • Printer.HRI_NONE (default) • Printer.HRI_ABOVE • Printer.HRI_BELOW • Printer.HRI_BOTH • Printer.PARAM_DEFAULT • Printer.PARAM_UNSPECIFIED
font	<ul style="list-style-type: none"> • Printer.FONT_A (default) • Printer.FONT_B • Printer.PARAM_DEFAULT • Printer.PARAM_UNSPECIFIED

Parameter	Specifiable Setting Value
width	<ul style="list-style-type: none"> Integer from 2 to 6 Printer.PARAM_UNSPECIFIED
height	<ul style="list-style-type: none"> Integer from 1 to 255 Printer.PARAM_UNSPECIFIED

- addSymbol

Parameter	Specifiable Setting Value
data	-
type	<ul style="list-style-type: none"> Printer.SYMBOL_PDF417_STANDARD Printer.SYMBOL_PDF417_TRUNCATED Printer.SYMBOL_QRCODE_MODEL_1 Printer.SYMBOL_QRCODE_MODEL_2 Printer.SYMBOL_MAXICODE_MODE_2 Printer.SYMBOL_MAXICODE_MODE_3 Printer.SYMBOL_MAXICODE_MODE_4 Printer.SYMBOL_MAXICODE_MODE_5 Printer.SYMBOL_MAXICODE_MODE_6 Printer.SYMBOL_GS1_DATABAR_STACKED Printer.SYMBOL_GS1_DATABAR_STACKED_OMNIDIRECTIONAL Printer.SYMBOL_GS1_DATABAR_EXPANDED_STACKED
level	<ul style="list-style-type: none"> Printer.LEVEL_0 Printer.LEVEL_1 Printer.LEVEL_2 Printer.LEVEL_3 Printer.LEVEL_4 Printer.LEVEL_5 Printer.LEVEL_6 Printer.LEVEL_7 Printer.LEVEL_8 Printer.LEVEL_L Printer.LEVEL_M Printer.LEVEL_Q Printer.LEVEL_H Printer.PARAM_DEFAULT Printer.PARAM_UNSPECIFIED

- addCut

Parameter	Specifiable Setting Value
type	<ul style="list-style-type: none"> Printer.CUT_FEED Printer.CUT_NO_FEED Printer.PARAM_DEFAULT

- addSound

Parameter	Specifiable Setting Value
pattern	<ul style="list-style-type: none"> • Printer.PATTERN_NONE • Printer.PATTERN_A • Printer.PATTERN_B • Printer.PATTERN_C • Printer.PATTERN_D • Printer.PATTERN_E • Printer.PATTERN_ERROR • Printer.PATTERN_PAPER_EMPTY • Printer.PARAM_DEFAULT
repeat	<ul style="list-style-type: none"> • 0 • 1 to 255 • Printer.PARAM_DEFAULT

LineDisplay class

- LineDisplay

Parameter	Specifiable Setting Value
displaySeries	<ul style="list-style-type: none"> • LineDisplay.DM_D110
context	-

- addText

Parameter	Specifiable Setting Value
data	-
lang	<ul style="list-style-type: none"> • LineDisplay.LANG_EN (default) • LineDisplay.LANG_JA • LineDisplay.PARAM_DEFAULT • LineDisplay.PARAM_UNUSE
x	<ul style="list-style-type: none"> • Integer from 1 to 44 • LineDisplay.PARAM_UNUSE
y	<ul style="list-style-type: none"> • Integer from 1 to 19 • LineDisplay.PARAM_UNUSE

TM-T88VI-iHUB**Printer Specifications**

Item		58mm Specification	80mm Specification
Amount of initial feed		30 dots	
Initial page mode area		360 x 831 dots	512 x 831 dots
Maximum page mode area		360 x 1662 dots	512 x 1662 dots
Baseline of Font A		21 dots from the top of the character	
Baseline of Font B	ANK	16 dots from the top of the character	
	Chinese characters	15 dots from the top of the character	

APIs for which restricted parameter setting values can be specified**Printer class**

- Printer

Parameter	Specifiable Setting Value
printerSeries	<ul style="list-style-type: none"> • Printer.TM_T88
lang	<ul style="list-style-type: none"> • Printer.MODEL_ANK • Printer.MODEL_CHINESE • Printer.MODEL_TAIWAN • Printer.MODEL_KOREAN • Printer.MODEL_SOUTHASIA
context	-

- addTextLang

Parameter	Specifiable Setting Value
lang	<ul style="list-style-type: none"> • Printer.LANG_EN (default) • Printer.LANG_JA • Printer.LANG_ZH_CN • Printer.LANG_ZH_TW • Printer.LANG_KO • Printer.LANG_TH • Printer.LANG_VI • Printer.PARAM_DEFAULT

- addTextFont

Parameter	Specificable Setting Value
font	<ul style="list-style-type: none"> • Printer.FONT_A (default) • Printer.FONT_B • Printer.PARAM_DEFAULT

- addTextStyle

Parameter	Specificable Setting Value
reverse	<ul style="list-style-type: none"> • Printer.TRUE • Printer.FALSE (default) • Printer.PARAM_UNSPECIFIED • Printer.PARAM_DEFAULT
ul	<ul style="list-style-type: none"> • Printer.TRUE • Printer.FALSE (default) • Printer.PARAM_UNSPECIFIED • Printer.PARAM_DEFAULT
em	<ul style="list-style-type: none"> • Printer.TRUE • Printer.FALSE (default) • Printer.PARAM_UNSPECIFIED • Printer.PARAM_DEFAULT
color	<ul style="list-style-type: none"> • Printer.COLOR_1 (default) • Printer.PARAM_UNSPECIFIED • Printer.PARAM_DEFAULT

- addImage

Parameter	Specificable Setting Value
data	-
x	<ul style="list-style-type: none"> • Integer from 0 to 65534
y	<ul style="list-style-type: none"> • Integer from 0 to 65534
width	<ul style="list-style-type: none"> • Integer from 1 to 65535
height	<ul style="list-style-type: none"> • Integer from 1 to 65535
color	<ul style="list-style-type: none"> • Printer.COLOR_1 • Printer.PARAM_DEFAULT
mode	<ul style="list-style-type: none"> • Printer.MODE_MONO • Printer.MODE_GRAY16 • Printer.MODE_MONO_HIGH_DENSITY • Printer.PARAM_DEFAULT

Parameter	Specifiable Setting Value
halftone	<ul style="list-style-type: none"> • Printer.HALFTONE_DITHER • Printer.HALFTONE_ERROR_DIFFUSION • Printer.HALFTONE_THRESHOLD • Printer.PARAM_DEFAULT
brightness	<ul style="list-style-type: none"> • Real number from 0.1 to 10.0 • Printer.PARAM_DEFAULT
compress	<ul style="list-style-type: none"> • Printer.COMPRESS_DEFLATE • Printer.COMPRESS_NONE • Printer.COMPRESS_AUTO • Printer.PARAM_DEFAULT

- addBarcode

Parameter	Specifiable Setting Value
data	-
type	<ul style="list-style-type: none"> • Printer.BARCODE_UPC_A • Printer.BARCODE_UPC_E • Printer.BARCODE_EAN13 • Printer.BARCODE_JAN13 • Printer.BARCODE_EAN8 • Printer.BARCODE_JAN8 • Printer.BARCODE_CODE39 • Printer.BARCODE_ITF • Printer.BARCODE_CODABAR • Printer.BARCODE_CODE93 • Printer.BARCODE_CODE128 • Printer.BARCODE_GS1_128 • Printer.BARCODE_GS1_DATABAR_OMNIDIRECTIONAL • Printer.BARCODE_GS1_DATABAR_TRUNCATED • Printer.BARCODE_GS1_DATABAR_LIMITED • Printer.BARCODE_GS1_DATABAR_EXPANDED
hri	<ul style="list-style-type: none"> • Printer.HRI_NONE (default) • Printer.HRI_ABOVE • Printer.HRI_BELOW • Printer.HRI_BOTH • Printer.PARAM_DEFAULT • Printer.PARAM_UNSPECIFIED
font	<ul style="list-style-type: none"> • Printer.FONT_A (default) • Printer.FONT_B • Printer.PARAM_DEFAULT • Printer.PARAM_UNSPECIFIED

Parameter	Specifiable Setting Value
width	<ul style="list-style-type: none"> Integer from 2 to 6 Printer.PARAM_UNSPECIFIED
height	<ul style="list-style-type: none"> Integer from 1 to 255 Printer.PARAM_UNSPECIFIED

- addSymbol

Parameter	Specifiable Setting Value
data	-
type	<ul style="list-style-type: none"> Printer.SYMBOL_PDF417_STANDARD Printer.SYMBOL_PDF417_TRUNCATED Printer.SYMBOL_QRCODE_MODEL_1 Printer.SYMBOL_QRCODE_MODEL_2 Printer.SYMBOL_MAXICODE_MODE_2 Printer.SYMBOL_MAXICODE_MODE_3 Printer.SYMBOL_MAXICODE_MODE_4 Printer.SYMBOL_MAXICODE_MODE_5 Printer.SYMBOL_MAXICODE_MODE_6 Printer.SYMBOL_GS1_DATABAR_STACKED Printer.SYMBOL_GS1_DATABAR_STACKED_OMNIDIRECTIONAL Printer.SYMBOL_GS1_DATABAR_EXPANDED_STACKED Printer.SYMBOL_AZTECCODE_FULLRANGE Printer.SYMBOL_AZTECCODE_COMPACT Printer.SYMBOL_DATAMATRIX_SQUARE Printer.SYMBOL_DATAMATRIX_RECTANGLE_8 Printer.SYMBOL_DATAMATRIX_RECTANGLE_12 Printer.SYMBOL_DATAMATRIX_RECTANGLE_16

Parameter	Specificable Setting Value
level	<ul style="list-style-type: none"> • Printer.LEVEL_0 • Printer.LEVEL_1 • Printer.LEVEL_2 • Printer.LEVEL_3 • Printer.LEVEL_4 • Printer.LEVEL_5 • Printer.LEVEL_6 • Printer.LEVEL_7 • Printer.LEVEL_8 • Printer.LEVEL_L • Printer.LEVEL_M • Printer.LEVEL_Q • Printer.LEVEL_H • Integer from 5 to 95 • Printer.PARAM_DEFAULT • Printer.PARAM_UNSPECIFIED

- addPageLine

Parameter	Specificable Setting Value
x1	<ul style="list-style-type: none"> • Integer from 0 to 65535
y1	<ul style="list-style-type: none"> • Integer from 0 to 65535
x2	<ul style="list-style-type: none"> • Integer from 0 to 65535
y2	<ul style="list-style-type: none"> • Integer from 0 to 65535
lineStyle	<ul style="list-style-type: none"> • Printer.LINE_THIN • Printer.LINE_MEDIUM • Printer.LINE_THICK • Printer.PARAM_DEFAULT

- addPageRectangle

Parameter	Specificable Setting Value
x1	<ul style="list-style-type: none"> • Integer from 0 to 65535
y1	<ul style="list-style-type: none"> • Integer from 0 to 65535
x2	<ul style="list-style-type: none"> • Integer from 0 to 65535
y2	<ul style="list-style-type: none"> • Integer from 0 to 65535
lineStyle	<ul style="list-style-type: none"> • Printer.LINE_THIN • Printer.LINE_MEDIUM • Printer.LINE_THICK • Printer.PARAM_DEFAULT

- addCut

Parameter	Specificable Setting Value
type	<ul style="list-style-type: none"> • Printer.CUT_FEED • Printer.CUT_NO_FEED • Printer.PARAM_DEFAULT

- addSound

Parameter	Specificable Setting Value
pattern	<ul style="list-style-type: none"> • Printer.PATTERN_NONE • Printer.PATTERN_A • Printer.PATTERN_B • Printer.PATTERN_C • Printer.PATTERN_D • Printer.PATTERN_E • Printer.PATTERN_ERROR • Printer.PATTERN_PAPER_EMPTY • Printer.PARAM_DEFAULT
repeat	<ul style="list-style-type: none"> • 1 to 255 • Printer.PARAM_DEFAULT

- setPrinterSetting

Parameter	Specificable Setting Value
timeout	<ul style="list-style-type: none"> • Integer from 5000 to 600000 • Printer.PARAM_DEFAULT
list	-
type	<ul style="list-style-type: none"> • Printer.Setting.PaperWidth • Printer.Setting.PrintDensity • Printer.Setting.PrintSpeed

Parameter	Specificable Setting Value
value	<ul style="list-style-type: none"> • Printer.Setting.PaperWidth58_0 • Printer.Setting.PaperWidth80_0 • Printer.Setting.PrintDensityDIP • Printer.Setting.PrintDensity70 • Printer.Setting.PrintDensity75 • Printer.Setting.PrintDensity80 • Printer.Setting.PrintDensity85 • Printer.Setting.PrintDensity90 • Printer.Setting.PrintDensity95 • Printer.Setting.PrintDensity100 • Printer.Setting.PrintDensity105 • Printer.Setting.PrintDensity110 • Printer.Setting.PrintDensity115 • Printer.Setting.PrintDensity120 • Printer.Setting.PrintDensity125 • Printer.Setting.PrintDensity130 • Printer.Setting.PrintSpeed1 • Printer.Setting.PrintSpeed2 • Printer.Setting.PrintSpeed3 • Printer.Setting.PrintSpeed4 • Printer.Setting.PrintSpeed5 • Printer.Setting.PrintSpeed6 • Printer.Setting.PrintSpeed7 • Printer.Setting.PrintSpeed8 • Printer.Setting.PrintSpeed9 • Printer.Setting.PrintSpeed10 • Printer.Setting.PrintSpeed11 • Printer.Setting.PrintSpeed12 • Printer.Setting.PrintSpeed13 • Printer.Setting.PrintSpeed14
listener	-

- downloadFirmwareList

Parameter	Specificable Setting Value
printerModel	<ul style="list-style-type: none"> • TM-T88VI-iHUB
option	<ul style="list-style-type: none"> • -A • -B
listener	-

LineDisplay class

- LineDisplay

Parameter	Specifiable Setting Value
displaySeries	<ul style="list-style-type: none"> • LineDisplay.DM_D110 • LineDisplay.DM_D30 • LineDisplay.DM_D70
context	-

- addText

Parameter	Specifiable Setting Value
data	-
lang	<ul style="list-style-type: none"> • LineDisplay.LANG_EN (default) • LineDisplay.LANG_JA • LineDisplay.PARAM_DEFAULT • LineDisplay.PARAM_UNUSE
x	<ul style="list-style-type: none"> • Integer from 1 to 44 • LineDisplay.PARAM_UNUSE
y	<ul style="list-style-type: none"> • Integer from 1 to 19 • LineDisplay.PARAM_UNUSE

TM-U220-i**Printer Specifications**

Item	76mm Specification	69.5mm Specification	57.5mm Specification
Amount of initial feed	12 dots		

APIs for which restricted parameter setting values can be specified**Printer class**

- Printer

Parameter	Specificable Setting Value
printerSeries	<ul style="list-style-type: none"> • Printer.TM_U220
lang	<ul style="list-style-type: none"> • Printer.MODEL_ANK • Printer.MODEL_CHINESE • Printer.MODEL_TAIWAN • Printer.MODEL_KOREAN • Printer.MODEL_THAI
context	-

- addTextLang

Parameter	Specificable Setting Value
lang	<ul style="list-style-type: none"> • Printer.LANG_EN (default) • Printer.LANG_JA • Printer.LANG_ZH_CN • Printer.LANG_ZH_TW • Printer.LANG_KO • Printer.LANG_TH • Printer.LANG_VI • Printer.PARAM_DEFAULT

- addTextFont

Parameter	Specificable Setting Value
font	<ul style="list-style-type: none"> • Printer.FONT_A (default) • Printer.FONT_B • Printer.PARAM_DEFAULT

- addTextStyle

Parameter	Specifiable Setting Value
reverse	<ul style="list-style-type: none"> • Printer.TRUE • Printer.FALSE (default) • Printer.PARAM_UNSPECIFIED • Printer.PARAM_DEFAULT
ul	<ul style="list-style-type: none"> • Printer.TRUE • Printer.FALSE (default) • Printer.PARAM_UNSPECIFIED • Printer.PARAM_DEFAULT
em	<ul style="list-style-type: none"> • Printer.TRUE • Printer.FALSE (default) • Printer.PARAM_UNSPECIFIED • Printer.PARAM_DEFAULT
color	<ul style="list-style-type: none"> • Printer.COLOR_1 (default) • Printer.COLOR_2 • Printer.PARAM_UNSPECIFIED • Printer.PARAM_DEFAULT

- addImage

Parameter	Specifiable Setting Value
data	-
x	<ul style="list-style-type: none"> • Integer from 0 to 65534
y	<ul style="list-style-type: none"> • Integer from 0 to 65534
width	<ul style="list-style-type: none"> • Integer from 1 to 65535
height	<ul style="list-style-type: none"> • Integer from 1 to 65535
color	<ul style="list-style-type: none"> • Printer.COLOR_1 • Printer.COLOR_2 • Printer.PARAM_DEFAULT
mode	<ul style="list-style-type: none"> • Printer.MODE_MONO • Printer.MODE_MONO_HIGH_DENSITY • Printer.PARAM_DEFAULT
halftone	<ul style="list-style-type: none"> • Printer.HALFTONE_DITHER • Printer.HALFTONE_ERROR_DIFFUSION • Printer.HALFTONE_THRESHOLD • Printer.PARAM_DEFAULT
brightness	<ul style="list-style-type: none"> • Real number from 0.1 to 10.0 • Printer.PARAM_DEFAULT

Parameter	Specifiable Setting Value
compress	<ul style="list-style-type: none"> • Printer.COMPRESS_DEFLATE • Printer.COMPRESS_NONE • Printer.COMPRESS_AUTO • Printer.PARAM_DEFAULT

- addCut

Parameter	Specifiable Setting Value
type	<ul style="list-style-type: none"> • Printer.CUT_FEED • Printer.CUT_NO_FEED • Printer.PARAM_DEFAULT

LineDisplay class

- LineDisplay

Parameter	Specifiable Setting Value
displaySeries	<ul style="list-style-type: none"> • LineDisplay.DM_D110
context	-

- addText

Parameter	Specifiable Setting Value
data	-
lang	<ul style="list-style-type: none"> • LineDisplay.LANG_EN (default) • LineDisplay.LANG_JA • LineDisplay.PARAM_DEFAULT • LineDisplay.PARAM_UNUSE
x	<ul style="list-style-type: none"> • Integer from 1 to 44 • LineDisplay.PARAM_UNUSE
y	<ul style="list-style-type: none"> • Integer from 1 to 19 • LineDisplay.PARAM_UNUSE

TM-U220IIB-i**Printer Specifications**

Item	76mm Specification	69.5mm Specification	57.5mm Specification
Amount of initial feed	12 dots		

APIs for which restricted parameter setting values can be specified**Printer class**

- Printer

Parameter	Specificable Setting Value
printerSeries	<ul style="list-style-type: none"> • Printer.TM_U220II
lang	<ul style="list-style-type: none"> • Printer.MODEL_ANK • Printer.MODEL_CHINESE • Printer.MODEL_TAIWAN • Printer.MODEL_KOREAN • Printer.MODEL_THAI
context	-

- addTextLang

Parameter	Specificable Setting Value
lang	<ul style="list-style-type: none"> • Printer.LANG_EN (default) • Printer.LANG_JA • Printer.LANG_ZH_CN • Printer.LANG_ZH_TW • Printer.LANG_KO • Printer.LANG_TH • Printer.LANG_VI • Printer.PARAM_DEFAULT

- addTextFont

Parameter	Specificable Setting Value
font	<ul style="list-style-type: none"> • Printer.FONT_A (default) • Printer.FONT_B • Printer.PARAM_DEFAULT

- addTextStyle

Parameter	Specifiable Setting Value
reverse	<ul style="list-style-type: none"> • Printer.TRUE • Printer.FALSE (default) • Printer.PARAM_UNSPECIFIED • Printer.PARAM_DEFAULT
ul	<ul style="list-style-type: none"> • Printer.TRUE • Printer.FALSE (default) • Printer.PARAM_UNSPECIFIED • Printer.PARAM_DEFAULT
em	<ul style="list-style-type: none"> • Printer.TRUE • Printer.FALSE (default) • Printer.PARAM_UNSPECIFIED • Printer.PARAM_DEFAULT
color	<ul style="list-style-type: none"> • Printer.COLOR_1 (default) • Printer.COLOR_2 • Printer.PARAM_UNSPECIFIED • Printer.PARAM_DEFAULT

- addImage

Parameter	Specifiable Setting Value
data	-
x	<ul style="list-style-type: none"> • Integer from 0 to 65534
y	<ul style="list-style-type: none"> • Integer from 0 to 65534
width	<ul style="list-style-type: none"> • Integer from 1 to 65535
height	<ul style="list-style-type: none"> • Integer from 1 to 65535
color	<ul style="list-style-type: none"> • Printer.COLOR_1 • Printer.COLOR_2 • Printer.PARAM_DEFAULT
mode	<ul style="list-style-type: none"> • Printer.MODE_MONO • Printer.MODE_MONO_HIGH_DENSITY • Printer.PARAM_DEFAULT
halftone	<ul style="list-style-type: none"> • Printer.HALFTONE_DITHER • Printer.HALFTONE_ERROR_DIFFUSION • Printer.HALFTONE_THRESHOLD • Printer.PARAM_DEFAULT
brightness	<ul style="list-style-type: none"> • Real number from 0.1 to 10.0 • Printer.PARAM_DEFAULT

Parameter	Specifiable Setting Value
compress	<ul style="list-style-type: none"> • Printer.COMPRESS_DEFLATE • Printer.COMPRESS_NONE • Printer.COMPRESS_AUTO • Printer.PARAM_DEFAULT

- addCut

Parameter	Specifiable Setting Value
type	<ul style="list-style-type: none"> • Printer.CUT_FEED • Printer.CUT_NO_FEED • Printer.PARAM_DEFAULT

- addSound

Parameter	Specifiable Setting Value
pattern	<ul style="list-style-type: none"> • Printer.PATTERN_NONE • Printer.PATTERN_A • Printer.PATTERN_B • Printer.PATTERN_C • Printer.PATTERN_D • Printer.PATTERN_E • Printer.PATTERN_ERROR • Printer.PATTERN_PAPER_EMPTY • Printer.PARAM_DEFAULT
repeat	<ul style="list-style-type: none"> • 0 • 1 to 255 • Printer.PARAM_DEFAULT
cycle	<ul style="list-style-type: none"> • 1000 to 25500 • Printer.PARAM_DEFAULT

LineDisplay class

- LineDisplay

Parameter	Specifiable Setting Value
displaySeries	<ul style="list-style-type: none"> • LineDisplay.DM_D110
context	-

- addText

Parameter	Specifiable Setting Value
data	-

Parameter	Specifiable Setting Value
lang	<ul style="list-style-type: none">• LineDisplay.LANG_EN (default)• LineDisplay.LANG_JA• LineDisplay.PARAM_DEFAULT• LineDisplay.PARAM_UNUSE
x	<ul style="list-style-type: none">• Integer from 1 to 44• LineDisplay.PARAM_UNUSE
y	<ul style="list-style-type: none">• Integer from 1 to 19• LineDisplay.PARAM_UNUSE

TM-T70II-DT**Printer Specifications**

Item		58mm Specification	80mm Specification
Amount of initial feed		30 dots	
Initial page mode area	ANK model	416 x 1662 dots	512 x 1662 dots
	Multiple languages model	416 x 1662 dots	576 x 1662 dots
Maximum page mode area	ANK model	416 x 1662 dots	512 x 1662 dots
	Multiple languages model	416 x 1662 dots	576 x 1662 dots
Baseline of Font A		21 dots from the top of the character	
Baseline of Font B		16 dots from the top of the character	

APIs for which restricted parameter setting values can be specified**Printer class**

- Printer

Parameter	Specificable Setting Value
printerSeries	<ul style="list-style-type: none"> • Printer.TM_T70
lang	<ul style="list-style-type: none"> • Printer.MODEL_ANK • Printer.MODEL_CHINESE • Printer.MODEL_TAIWAN • Printer.MODEL_SOUTHASIA
context	-

- addTextLang

Parameter	Specificable Setting Value
lang	<ul style="list-style-type: none"> • Printer.LANG_EN (default) • Printer.LANG_JA • Printer.LANG_ZH_CN • Printer.LANG_ZH_TW • Printer.LANG_KO • Printer.LANG_TH • Printer.LANG_VI • Printer.PARAM_DEFAULT

- addTextFont

Parameter	Specificable Setting Value
font	<ul style="list-style-type: none"> • Printer.FONT_A (default) • Printer.FONT_B • Printer.PARAM_DEFAULT

- addTextStyle

Parameter	Specificable Setting Value
reverse	<ul style="list-style-type: none"> • Printer.TRUE • Printer.FALSE (default) • Printer.PARAM_UNSPECIFIED • Printer.PARAM_DEFAULT
ul	<ul style="list-style-type: none"> • Printer.TRUE • Printer.FALSE (default) • Printer.PARAM_UNSPECIFIED • Printer.PARAM_DEFAULT
em	<ul style="list-style-type: none"> • Printer.TRUE • Printer.FALSE (default) • Printer.PARAM_UNSPECIFIED • Printer.PARAM_DEFAULT
color	<ul style="list-style-type: none"> • Printer.COLOR_1 (default) • Printer.PARAM_UNSPECIFIED • Printer.PARAM_DEFAULT

- addImage

Parameter	Specificable Setting Value
data	-
x	<ul style="list-style-type: none"> • Integer from 0 to 65534
y	<ul style="list-style-type: none"> • Integer from 0 to 65534
width	<ul style="list-style-type: none"> • Integer from 1 to 65535
height	<ul style="list-style-type: none"> • Integer from 1 to 65535
color	<ul style="list-style-type: none"> • Printer.COLOR_1 • Printer.PARAM_DEFAULT
mode	<ul style="list-style-type: none"> • Printer.MODE_MONO • Printer.MODE_GRAY16 • Printer.MODE_MONO_HIGH_DENSITY • Printer.PARAM_DEFAULT

Parameter	Specifiable Setting Value
halftone	<ul style="list-style-type: none"> • Printer.HALFTONE_DITHER • Printer.HALFTONE_ERROR_DIFFUSION • Printer.HALFTONE_THRESHOLD • Printer.PARAM_DEFAULT
brightness	<ul style="list-style-type: none"> • Real number from 0.1 to 10.0 • Printer.PARAM_DEFAULT
compress	<ul style="list-style-type: none"> • Printer.COMPRESS_DEFLATE • Printer.COMPRESS_NONE • Printer.COMPRESS_AUTO • Printer.PARAM_DEFAULT

- addBarcode

Parameter	Specifiable Setting Value
data	-
type	<ul style="list-style-type: none"> • Printer.BARCODE_UPC_A • Printer.BARCODE_UPC_E • Printer.BARCODE_EAN13 • Printer.BARCODE_JAN13 • Printer.BARCODE_EAN8 • Printer.BARCODE_JAN8 • Printer.BARCODE_CODE39 • Printer.BARCODE_ITF • Printer.BARCODE_CODABAR • Printer.BARCODE_CODE93 • Printer.BARCODE_CODE128 • Printer.BARCODE_GS1_128 • Printer.BARCODE_GS1_DATABAR_OMNIDIRECTIONAL • Printer.BARCODE_GS1_DATABAR_TRUNCATED • Printer.BARCODE_GS1_DATABAR_LIMITED • Printer.BARCODE_GS1_DATABAR_EXPANDED
hri	<ul style="list-style-type: none"> • Printer.HRI_NONE (default) • Printer.HRI_ABOVE • Printer.HRI_BELOW • Printer.HRI_BOTH • Printer.PARAM_DEFAULT • Printer.PARAM_UNSPECIFIED
font	<ul style="list-style-type: none"> • Printer.FONT_A (default) • Printer.FONT_B • Printer.PARAM_DEFAULT • Printer.PARAM_UNSPECIFIED

Parameter	Specifiable Setting Value
width	<ul style="list-style-type: none"> Integer from 2 to 6 Printer.PARAM_UNSPECIFIED
height	<ul style="list-style-type: none"> Integer from 1 to 255 Printer.PARAM_UNSPECIFIED

- addSymbol

Parameter	Specifiable Setting Value
data	-
type	<ul style="list-style-type: none"> Printer.SYMBOL_PDF417_STANDARD Printer.SYMBOL_PDF417_TRUNCATED Printer.SYMBOL_QRCODE_MODEL_1 Printer.SYMBOL_QRCODE_MODEL_2 Printer.SYMBOL_MAXICODE_MODE_2 Printer.SYMBOL_MAXICODE_MODE_3 Printer.SYMBOL_MAXICODE_MODE_4 Printer.SYMBOL_MAXICODE_MODE_5 Printer.SYMBOL_MAXICODE_MODE_6 Printer.SYMBOL_GS1_DATABAR_STACKED Printer.SYMBOL_GS1_DATABAR_STACKED_OMNIDIRECTIONAL Printer.SYMBOL_GS1_DATABAR_EXPANDED_STACKED
level	<ul style="list-style-type: none"> Printer.LEVEL_0 Printer.LEVEL_1 Printer.LEVEL_2 Printer.LEVEL_3 Printer.LEVEL_4 Printer.LEVEL_5 Printer.LEVEL_6 Printer.LEVEL_7 Printer.LEVEL_8 Printer.LEVEL_L Printer.LEVEL_M Printer.LEVEL_Q Printer.LEVEL_H Printer.PARAM_DEFAULT Printer.PARAM_UNSPECIFIED

- addCut

Parameter	Specifiable Setting Value
type	<ul style="list-style-type: none"> Printer.CUT_FEED Printer.CUT_NO_FEED Printer.PARAM_DEFAULT

- addSound

Parameter	Specifiable Setting Value
pattern	<ul style="list-style-type: none"> • Printer.PATTERN_NONE • Printer.PATTERN_A • Printer.PATTERN_B • Printer.PATTERN_C • Printer.PATTERN_D • Printer.PATTERN_E • Printer.PATTERN_ERROR • Printer.PATTERN_PAPER_EMPTY • Printer.PARAM_DEFAULT
repeat	<ul style="list-style-type: none"> • 0 • 1 to 255 • Printer.PARAM_DEFAULT

LineDisplay class

- LineDisplay

Parameter	Specifiable Setting Value
displaySeries	<ul style="list-style-type: none"> • LineDisplay.DM_D110 • LineDisplay.DM_D30
context	-

- addText

Parameter	Specifiable Setting Value
data	-
lang	<ul style="list-style-type: none"> • LineDisplay.LANG_EN (default) • LineDisplay.LANG_JA • LineDisplay.PARAM_DEFAULT • LineDisplay.PARAM_UNUSE
x	<ul style="list-style-type: none"> • Integer from 1 to 44 • LineDisplay.PARAM_UNUSE
y	<ul style="list-style-type: none"> • Integer from 1 to 19 • LineDisplay.PARAM_UNUSE

TM-T70II-DT2**Printer Specifications**

Item		58mm Specification	80mm Specification
Amount of initial feed		30 dots	
Initial page mode area	ANK model	416 x 1662 dots	512 x 1662 dots
	Multiple languages model	416 x 1662 dots	576 x 1662 dots
Maximum page mode area	ANK model	416 x 1662 dots	512 x 1662 dots
	Multiple languages model	416 x 1662 dots	576 x 1662 dots
Baseline of Font A		21 dots from the top of the character	
Baseline of Font B		16 dots from the top of the character	

APIs for which restricted parameter setting values can be specified**Printer class**

- Printer

Parameter	Specificable Setting Value
printerSeries	<ul style="list-style-type: none"> • Printer.TM_T70
lang	<ul style="list-style-type: none"> • Printer.MODEL_ANK • Printer.MODEL_CHINESE • Printer.MODEL_TAIWAN • Printer.MODEL_SOUTHASIA
context	-

- addTextLang

Parameter	Specificable Setting Value
lang	<ul style="list-style-type: none"> • Printer.LANG_EN (default) • Printer.LANG_JA • Printer.LANG_ZH_CN • Printer.LANG_ZH_TW • Printer.LANG_KO • Printer.LANG_TH • Printer.LANG_VI • Printer.PARAM_DEFAULT

- addTextFont

Parameter	Specificable Setting Value
font	<ul style="list-style-type: none"> • Printer.FONT_A (default) • Printer.FONT_B • Printer.PARAM_DEFAULT

- addTextStyle

Parameter	Specificable Setting Value
reverse	<ul style="list-style-type: none"> • Printer.TRUE • Printer.FALSE (default) • Printer.PARAM_UNSPECIFIED • Printer.PARAM_DEFAULT
ul	<ul style="list-style-type: none"> • Printer.TRUE • Printer.FALSE (default) • Printer.PARAM_UNSPECIFIED • Printer.PARAM_DEFAULT
em	<ul style="list-style-type: none"> • Printer.TRUE • Printer.FALSE (default) • Printer.PARAM_UNSPECIFIED • Printer.PARAM_DEFAULT
color	<ul style="list-style-type: none"> • Printer.COLOR_1 (default) • Printer.PARAM_UNSPECIFIED • Printer.PARAM_DEFAULT

- addImage

Parameter	Specificable Setting Value
data	-
x	<ul style="list-style-type: none"> • Integer from 0 to 65534
y	<ul style="list-style-type: none"> • Integer from 0 to 65534
width	<ul style="list-style-type: none"> • Integer from 1 to 65535
height	<ul style="list-style-type: none"> • Integer from 1 to 65535
color	<ul style="list-style-type: none"> • Printer.COLOR_1 • Printer.PARAM_DEFAULT
mode	<ul style="list-style-type: none"> • Printer.MODE_MONO • Printer.MODE_GRAY16 • Printer.MODE_MONO_HIGH_DENSITY • Printer.PARAM_DEFAULT

Parameter	Specifiable Setting Value
halftone	<ul style="list-style-type: none"> • Printer.HALFTONE_DITHER • Printer.HALFTONE_ERROR_DIFFUSION • Printer.HALFTONE_THRESHOLD • Printer.PARAM_DEFAULT
brightness	<ul style="list-style-type: none"> • Real number from 0.1 to 10.0 • Printer.PARAM_DEFAULT
compress	<ul style="list-style-type: none"> • Printer.COMPRESS_DEFLATE • Printer.COMPRESS_NONE • Printer.COMPRESS_AUTO • Printer.PARAM_DEFAULT

- addBarcode

Parameter	Specifiable Setting Value
data	-
type	<ul style="list-style-type: none"> • Printer.BARCODE_UPC_A • Printer.BARCODE_UPC_E • Printer.BARCODE_EAN13 • Printer.BARCODE_JAN13 • Printer.BARCODE_EAN8 • Printer.BARCODE_JAN8 • Printer.BARCODE_CODE39 • Printer.BARCODE_ITF • Printer.BARCODE_CODABAR • Printer.BARCODE_CODE93 • Printer.BARCODE_CODE128 • Printer.BARCODE_GS1_128 • Printer.BARCODE_GS1_DATABAR_OMNIDIRECTIONAL • Printer.BARCODE_GS1_DATABAR_TRUNCATED • Printer.BARCODE_GS1_DATABAR_LIMITED • Printer.BARCODE_GS1_DATABAR_EXPANDED
hri	<ul style="list-style-type: none"> • Printer.HRI_NONE (default) • Printer.HRI_ABOVE • Printer.HRI_BELOW • Printer.HRI_BOTH • Printer.PARAM_DEFAULT • Printer.PARAM_UNSPECIFIED
font	<ul style="list-style-type: none"> • Printer.FONT_A (default) • Printer.FONT_B • Printer.PARAM_DEFAULT • Printer.PARAM_UNSPECIFIED

Parameter	Specifiable Setting Value
width	<ul style="list-style-type: none"> Integer from 2 to 6 Printer.PARAM_UNSPECIFIED
height	<ul style="list-style-type: none"> Integer from 1 to 255 Printer.PARAM_UNSPECIFIED

- addSymbol

Parameter	Specifiable Setting Value
data	-
type	<ul style="list-style-type: none"> Printer.SYMBOL_PDF417_STANDARD Printer.SYMBOL_PDF417_TRUNCATED Printer.SYMBOL_QRCODE_MODEL_1 Printer.SYMBOL_QRCODE_MODEL_2 Printer.SYMBOL_MAXICODE_MODE_2 Printer.SYMBOL_MAXICODE_MODE_3 Printer.SYMBOL_MAXICODE_MODE_4 Printer.SYMBOL_MAXICODE_MODE_5 Printer.SYMBOL_MAXICODE_MODE_6 Printer.SYMBOL_GS1_DATABAR_STACKED Printer.SYMBOL_GS1_DATABAR_STACKED_OMNIDIRECTIONAL Printer.SYMBOL_GS1_DATABAR_EXPANDED_STACKED
level	<ul style="list-style-type: none"> Printer.LEVEL_0 Printer.LEVEL_1 Printer.LEVEL_2 Printer.LEVEL_3 Printer.LEVEL_4 Printer.LEVEL_5 Printer.LEVEL_6 Printer.LEVEL_7 Printer.LEVEL_8 Printer.LEVEL_L Printer.LEVEL_M Printer.LEVEL_Q Printer.LEVEL_H Printer.PARAM_DEFAULT Printer.PARAM_UNSPECIFIED

- addCut

Parameter	Specifiable Setting Value
type	<ul style="list-style-type: none"> Printer.CUT_FEED Printer.CUT_NO_FEED Printer.PARAM_DEFAULT

- addSound

Parameter	Specifiable Setting Value
pattern	<ul style="list-style-type: none"> • Printer.PATTERN_NONE • Printer.PATTERN_A • Printer.PATTERN_B • Printer.PATTERN_C • Printer.PATTERN_D • Printer.PATTERN_E • Printer.PATTERN_ERROR • Printer.PATTERN_PAPER_EMPTY • Printer.PARAM_DEFAULT
repeat	<ul style="list-style-type: none"> • 0 • 1 to 255 • Printer.PARAM_DEFAULT

LineDisplay class

- LineDisplay

Parameter	Specifiable Setting Value
displaySeries	<ul style="list-style-type: none"> • LineDisplay.DM_D110 • LineDisplay.DM_D30 • LineDisplay.DM_D70
context	-

- addText

Parameter	Specifiable Setting Value
data	-
lang	<ul style="list-style-type: none"> • LineDisplay.LANG_EN (default) • LineDisplay.LANG_JA • LineDisplay.PARAM_DEFAULT • LineDisplay.PARAM_UNUSE
x	<ul style="list-style-type: none"> • Integer from 1 to 44 • LineDisplay.PARAM_UNUSE
y	<ul style="list-style-type: none"> • Integer from 1 to 19 • LineDisplay.PARAM_UNUSE
r	<ul style="list-style-type: none"> • Integer from 0 to 255 • LineDisplay.PARAM_UNUSE
g	<ul style="list-style-type: none"> • Integer from 0 to 255 • LineDisplay.PARAM_UNUSE
b	<ul style="list-style-type: none"> • Integer from 0 to 255 • LineDisplay.PARAM_UNUSE

TM-T88V-DT**Printer Specifications**

Item		58mm Specification	80mm Specification
Amount of initial feed		30 dots	
Initial page mode area		360 x 831 dots	512 x 831 dots
Maximum page mode area		360 x 1662 dots	512 x 1662 dots
Baseline of Font A		21 dots from the top of the character	
Baseline of Font B	ANK	16 dots from the top of the character	
	Chinese characters	15 dots from the top of the character	

APIs for which restricted parameter setting values can be specified**Printer class**

- Printer

Parameter	Specifiable Setting Value
printerSeries	<ul style="list-style-type: none"> • Printer.TM_T88
lang	<ul style="list-style-type: none"> • Printer.MODEL_ANK • Printer.MODEL_CHINESE • Printer.MODEL_TAIWAN • Printer.MODEL_KOREAN • Printer.MODEL_SOUTHASIA
context	-

- addTextLang

Parameter	Specifiable Setting Value
lang	<ul style="list-style-type: none"> • Printer.LANG_EN (default) • Printer.LANG_JA • Printer.LANG_ZH_CN • Printer.LANG_ZH_TW • Printer.LANG_KO • Printer.LANG_TH • Printer.LANG_VI • Printer.PARAM_DEFAULT

- addTextFont

Parameter	Specificable Setting Value
font	<ul style="list-style-type: none"> • Printer.FONT_A (default) • Printer.FONT_B • Printer.PARAM_DEFAULT

- addTextStyle

Parameter	Specificable Setting Value
reverse	<ul style="list-style-type: none"> • Printer.TRUE • Printer.FALSE (default) • Printer.PARAM_UNSPECIFIED • Printer.PARAM_DEFAULT
ul	<ul style="list-style-type: none"> • Printer.TRUE • Printer.FALSE (default) • Printer.PARAM_UNSPECIFIED • Printer.PARAM_DEFAULT
em	<ul style="list-style-type: none"> • Printer.TRUE • Printer.FALSE (default) • Printer.PARAM_UNSPECIFIED • Printer.PARAM_DEFAULT
color	<ul style="list-style-type: none"> • Printer.COLOR_1 (default) • Printer.PARAM_UNSPECIFIED • Printer.PARAM_DEFAULT

- addImage

Parameter	Specificable Setting Value
data	-
x	<ul style="list-style-type: none"> • Integer from 0 to 65534
y	<ul style="list-style-type: none"> • Integer from 0 to 65534
width	<ul style="list-style-type: none"> • Integer from 1 to 65535
height	<ul style="list-style-type: none"> • Integer from 1 to 65535
color	<ul style="list-style-type: none"> • Printer.COLOR_1 • Printer.PARAM_DEFAULT
mode	<ul style="list-style-type: none"> • Printer.MODE_MONO • Printer.MODE_GRAY16 • Printer.MODE_MONO_HIGH_DENSITY • Printer.PARAM_DEFAULT

Parameter	Specifiable Setting Value
halftone	<ul style="list-style-type: none"> • Printer.HALFTONE_DITHER • Printer.HALFTONE_ERROR_DIFFUSION • Printer.HALFTONE_THRESHOLD • Printer.PARAM_DEFAULT
brightness	<ul style="list-style-type: none"> • Real number from 0.1 to 10.0 • Printer.PARAM_DEFAULT
compress	<ul style="list-style-type: none"> • Printer.COMPRESS_DEFLATE • Printer.COMPRESS_NONE • Printer.COMPRESS_AUTO • Printer.PARAM_DEFAULT

- addBarcode

Parameter	Specifiable Setting Value
data	-
type	<ul style="list-style-type: none"> • Printer.BARCODE_UPC_A • Printer.BARCODE_UPC_E • Printer.BARCODE_EAN13 • Printer.BARCODE_JAN13 • Printer.BARCODE_EAN8 • Printer.BARCODE_JAN8 • Printer.BARCODE_CODE39 • Printer.BARCODE_ITF • Printer.BARCODE_CODABAR • Printer.BARCODE_CODE93 • Printer.BARCODE_CODE128 • Printer.BARCODE_GS1_128 • Printer.BARCODE_GS1_DATABAR_OMNIDIRECTIONAL • Printer.BARCODE_GS1_DATABAR_TRUNCATED • Printer.BARCODE_GS1_DATABAR_LIMITED • Printer.BARCODE_GS1_DATABAR_EXPANDED
hri	<ul style="list-style-type: none"> • Printer.HRI_NONE (default) • Printer.HRI_ABOVE • Printer.HRI_BELOW • Printer.HRI_BOTH • Printer.PARAM_DEFAULT • Printer.PARAM_UNSPECIFIED
font	<ul style="list-style-type: none"> • Printer.FONT_A (default) • Printer.FONT_B • Printer.PARAM_DEFAULT • Printer.PARAM_UNSPECIFIED

Parameter	Specifiable Setting Value
width	<ul style="list-style-type: none"> Integer from 2 to 6 Printer.PARAM_UNSPECIFIED
height	<ul style="list-style-type: none"> Integer from 1 to 255 Printer.PARAM_UNSPECIFIED

- addSymbol

Parameter	Specifiable Setting Value
data	-
type	<ul style="list-style-type: none"> Printer.SYMBOL_PDF417_STANDARD Printer.SYMBOL_PDF417_TRUNCATED Printer.SYMBOL_QRCODE_MODEL_1 Printer.SYMBOL_QRCODE_MODEL_2 Printer.SYMBOL_MAXICODE_MODE_2 Printer.SYMBOL_MAXICODE_MODE_3 Printer.SYMBOL_MAXICODE_MODE_4 Printer.SYMBOL_MAXICODE_MODE_5 Printer.SYMBOL_MAXICODE_MODE_6 Printer.SYMBOL_GS1_DATABAR_STACKED Printer.SYMBOL_GS1_DATABAR_STACKED_OMNIDIRECTIONAL Printer.SYMBOL_GS1_DATABAR_EXPANDED_STACKED
level	<ul style="list-style-type: none"> Printer.LEVEL_0 Printer.LEVEL_1 Printer.LEVEL_2 Printer.LEVEL_3 Printer.LEVEL_4 Printer.LEVEL_5 Printer.LEVEL_6 Printer.LEVEL_7 Printer.LEVEL_8 Printer.LEVEL_L Printer.LEVEL_M Printer.LEVEL_Q Printer.LEVEL_H Printer.PARAM_DEFAULT Printer.PARAM_UNSPECIFIED

- addCut

Parameter	Specifiable Setting Value
type	<ul style="list-style-type: none"> Printer.CUT_FEED Printer.CUT_NO_FEED Printer.PARAM_DEFAULT

- addSound

Parameter	Specifiable Setting Value
pattern	<ul style="list-style-type: none"> • Printer.PATTERN_NONE • Printer.PATTERN_A • Printer.PATTERN_B • Printer.PATTERN_C • Printer.PATTERN_D • Printer.PATTERN_E • Printer.PATTERN_ERROR • Printer.PATTERN_PAPER_EMPTY • Printer.PARAM_DEFAULT
repeat	<ul style="list-style-type: none"> • 0 • 1 to 255 • Printer.PARAM_DEFAULT

LineDisplay class

- LineDisplay

Parameter	Specifiable Setting Value
displaySeries	<ul style="list-style-type: none"> • LineDisplay.DM_D110 • LineDisplay.DM_D30
context	-

- addText

Parameter	Specifiable Setting Value
data	-
lang	<ul style="list-style-type: none"> • LineDisplay.LANG_EN (default) • LineDisplay.LANG_JA • LineDisplay.PARAM_DEFAULT • LineDisplay.PARAM_UNUSE
x	<ul style="list-style-type: none"> • Integer from 1 to 44 • LineDisplay.PARAM_UNUSE
y	<ul style="list-style-type: none"> • Integer from 1 to 19 • LineDisplay.PARAM_UNUSE

TM-T88VI-DT2**Printer Specifications**

Item		58mm Specification	80mm Specification
Amount of initial feed		30 dots	
Initial page mode area		360 x 831 dots	512 x 831 dots
Maximum page mode area		360 x 1662 dots	512 x 1662 dots
Baseline of Font A		21 dots from the top of the character	
Baseline of Font B	ANK	16 dots from the top of the character	
	Chinese characters	15 dots from the top of the character	

APIs for which restricted parameter setting values can be specified**Printer class**

- Printer

Parameter	Specifiable Setting Value
printerSeries	<ul style="list-style-type: none"> • Printer.TM_T88
lang	<ul style="list-style-type: none"> • Printer.MODEL_ANK • Printer.MODEL_CHINESE • Printer.MODEL_TAIWAN • Printer.MODEL_KOREAN • Printer.MODEL_SOUTHASIA
context	-

- addTextLang

Parameter	Specifiable Setting Value
lang	<ul style="list-style-type: none"> • Printer.LANG_EN (default) • Printer.LANG_JA • Printer.LANG_ZH_CN • Printer.LANG_ZH_TW • Printer.LANG_KO • Printer.LANG_TH • Printer.LANG_VI • Printer.PARAM_DEFAULT

- addTextFont

Parameter	Specificable Setting Value
font	<ul style="list-style-type: none"> • Printer.FONT_A (default) • Printer.FONT_B • Printer.PARAM_DEFAULT

- addTextStyle

Parameter	Specificable Setting Value
reverse	<ul style="list-style-type: none"> • Printer.TRUE • Printer.FALSE (default) • Printer.PARAM_UNSPECIFIED • Printer.PARAM_DEFAULT
ul	<ul style="list-style-type: none"> • Printer.TRUE • Printer.FALSE (default) • Printer.PARAM_UNSPECIFIED • Printer.PARAM_DEFAULT
em	<ul style="list-style-type: none"> • Printer.TRUE • Printer.FALSE (default) • Printer.PARAM_UNSPECIFIED • Printer.PARAM_DEFAULT
color	<ul style="list-style-type: none"> • Printer.COLOR_1 (default) • Printer.PARAM_UNSPECIFIED • Printer.PARAM_DEFAULT

- addImage

Parameter	Specificable Setting Value
data	-
x	<ul style="list-style-type: none"> • Integer from 0 to 65534
y	<ul style="list-style-type: none"> • Integer from 0 to 65534
width	<ul style="list-style-type: none"> • Integer from 1 to 65535
height	<ul style="list-style-type: none"> • Integer from 1 to 65535
color	<ul style="list-style-type: none"> • Printer.COLOR_1 • Printer.PARAM_DEFAULT
mode	<ul style="list-style-type: none"> • Printer.MODE_MONO • Printer.MODE_GRAY16 • Printer.MODE_MONO_HIGH_DENSITY • Printer.PARAM_DEFAULT

Parameter	Specifiable Setting Value
halftone	<ul style="list-style-type: none"> • Printer.HALFTONE_DITHER • Printer.HALFTONE_ERROR_DIFFUSION • Printer.HALFTONE_THRESHOLD • Printer.PARAM_DEFAULT
brightness	<ul style="list-style-type: none"> • Real number from 0.1 to 10.0 • Printer.PARAM_DEFAULT
compress	<ul style="list-style-type: none"> • Printer.COMPRESS_DEFLATE • Printer.COMPRESS_NONE • Printer.COMPRESS_AUTO • Printer.PARAM_DEFAULT

- addBarcode

Parameter	Specifiable Setting Value
data	-
type	<ul style="list-style-type: none"> • Printer.BARCODE_UPC_A • Printer.BARCODE_UPC_E • Printer.BARCODE_EAN13 • Printer.BARCODE_JAN13 • Printer.BARCODE_EAN8 • Printer.BARCODE_JAN8 • Printer.BARCODE_CODE39 • Printer.BARCODE_ITF • Printer.BARCODE_CODABAR • Printer.BARCODE_CODE93 • Printer.BARCODE_CODE128 • Printer.BARCODE_GS1_128 • Printer.BARCODE_GS1_DATABAR_OMNIDIRECTIONAL • Printer.BARCODE_GS1_DATABAR_TRUNCATED • Printer.BARCODE_GS1_DATABAR_LIMITED • Printer.BARCODE_GS1_DATABAR_EXPANDED
hri	<ul style="list-style-type: none"> • Printer.HRI_NONE (default) • Printer.HRI_ABOVE • Printer.HRI_BELOW • Printer.HRI_BOTH • Printer.PARAM_DEFAULT • Printer.PARAM_UNSPECIFIED
font	<ul style="list-style-type: none"> • Printer.FONT_A (default) • Printer.FONT_B • Printer.PARAM_DEFAULT • Printer.PARAM_UNSPECIFIED

Parameter	Specifiable Setting Value
width	<ul style="list-style-type: none"> Integer from 2 to 6 Printer.PARAM_UNSPECIFIED
height	<ul style="list-style-type: none"> Integer from 1 to 255 Printer.PARAM_UNSPECIFIED

- addSymbol

Parameter	Specifiable Setting Value
data	-
type	<ul style="list-style-type: none"> Printer.SYMBOL_PDF417_STANDARD Printer.SYMBOL_PDF417_TRUNCATED Printer.SYMBOL_QRCODE_MODEL_1 Printer.SYMBOL_QRCODE_MODEL_2 Printer.SYMBOL_MAXICODE_MODE_2 Printer.SYMBOL_MAXICODE_MODE_3 Printer.SYMBOL_MAXICODE_MODE_4 Printer.SYMBOL_MAXICODE_MODE_5 Printer.SYMBOL_MAXICODE_MODE_6 Printer.SYMBOL_GS1_DATABAR_STACKED Printer.SYMBOL_GS1_DATABAR_STACKED_OMNIDIRECTIONAL Printer.SYMBOL_GS1_DATABAR_EXPANDED_STACKED Printer.SYMBOL_AZTECCODE_FULLRANGE Printer.SYMBOL_AZTECCODE_COMPACT Printer.SYMBOL_DATAMATRIX_SQUARE Printer.SYMBOL_DATAMATRIX_RECTANGLE_8 Printer.SYMBOL_DATAMATRIX_RECTANGLE_12 Printer.SYMBOL_DATAMATRIX_RECTANGLE_16

Parameter	Specifiable Setting Value
level	<ul style="list-style-type: none"> • Printer.LEVEL_0 • Printer.LEVEL_1 • Printer.LEVEL_2 • Printer.LEVEL_3 • Printer.LEVEL_4 • Printer.LEVEL_5 • Printer.LEVEL_6 • Printer.LEVEL_7 • Printer.LEVEL_8 • Printer.LEVEL_L • Printer.LEVEL_M • Printer.LEVEL_Q • Printer.LEVEL_H • Integer from 5 to 95 • Printer.PARAM_DEFAULT • Printer.PARAM_UNSPECIFIED

- addCut

Parameter	Specifiable Setting Value
type	<ul style="list-style-type: none"> • Printer.CUT_FEED • Printer.CUT_NO_FEED • Printer.PARAM_DEFAULT

- addSound

Parameter	Specifiable Setting Value
pattern	<ul style="list-style-type: none"> • Printer.PATTERN_NONE • Printer.PATTERN_A • Printer.PATTERN_B • Printer.PATTERN_C • Printer.PATTERN_D • Printer.PATTERN_E • Printer.PATTERN_ERROR • Printer.PATTERN_PAPER_EMPTY • Printer.PARAM_DEFAULT
repeat	<ul style="list-style-type: none"> • 0 • 1 to 255 • Printer.PARAM_DEFAULT

LineDisplay class

- LineDisplay

Parameter	Specificable Setting Value
displaySeries	<ul style="list-style-type: none"> • LineDisplay.DM_D110 • LineDisplay.DM_D30 • LineDisplay.DM_D70
context	-

- addText

Parameter	Specificable Setting Value
data	-
lang	<ul style="list-style-type: none"> • LineDisplay.LANG_EN (default) • LineDisplay.LANG_JA • LineDisplay.PARAM_DEFAULT • LineDisplay.PARAM_UNUSE
x	<ul style="list-style-type: none"> • Integer from 1 to 44 • LineDisplay.PARAM_UNUSE
y	<ul style="list-style-type: none"> • Integer from 1 to 19 • LineDisplay.PARAM_UNUSE
r	<ul style="list-style-type: none"> • Integer from 0 to 255 • LineDisplay.PARAM_UNUSE
g	<ul style="list-style-type: none"> • Integer from 0 to 255 • LineDisplay.PARAM_UNUSE
b	<ul style="list-style-type: none"> • Integer from 0 to 255 • LineDisplay.PARAM_UNUSE

TM-H6000IV-DT**Printer Specifications**

Item	58mm Specification	80mm Specification
Amount of initial feed	30 dots	
Initial page mode area	360 x 831 dots	512 x 831 dots
Maximum page mode area	360 x 1662 dots	512 x 1662 dots
Baseline of Font A	21 dots from the top of the character	
Baseline of Font B	16 dots from the top of the character	

APIs for which restricted parameter setting values can be specified**Printer class**

- Printer

Parameter	Specifiable Setting Value
printerSeries	<ul style="list-style-type: none"> • Printer.TM_H6000
lang	<ul style="list-style-type: none"> • Printer.MODEL_CHINESE • Printer.MODEL_TAIWAN
context	-

- addTextLang

Parameter	Specifiable Setting Value
lang	<ul style="list-style-type: none"> • Printer.LANG_EN (default) • Printer.LANG_JA • Printer.LANG_ZH_CN • Printer.LANG_ZH_TW • Printer.LANG_KO • Printer.LANG_TH • Printer.LANG_VI • Printer.PARAM_DEFAULT

- addTextFont

Parameter	Specifiable Setting Value
font	<ul style="list-style-type: none"> • Printer.FONT_A (default) • Printer.FONT_B • Printer.PARAM_DEFAULT

- addTextStyle

Parameter	Specifiable Setting Value
reverse	<ul style="list-style-type: none"> • Printer.TRUE • Printer.FALSE (default) • Printer.PARAM_UNSPECIFIED • Printer.PARAM_DEFAULT
ul	<ul style="list-style-type: none"> • Printer.TRUE • Printer.FALSE (default) • Printer.PARAM_UNSPECIFIED • Printer.PARAM_DEFAULT
em	<ul style="list-style-type: none"> • Printer.TRUE • Printer.FALSE (default) • Printer.PARAM_UNSPECIFIED • Printer.PARAM_DEFAULT
color	<ul style="list-style-type: none"> • Printer.COLOR_1 (default) • Printer.PARAM_UNSPECIFIED • Printer.PARAM_DEFAULT

- addImage

Parameter	Specifiable Setting Value
data	-
x	<ul style="list-style-type: none"> • Integer from 0 to 65534
y	<ul style="list-style-type: none"> • Integer from 0 to 65534
width	<ul style="list-style-type: none"> • Integer from 1 to 65535
height	<ul style="list-style-type: none"> • Integer from 1 to 65535
color	<ul style="list-style-type: none"> • Printer.COLOR_1 • Printer.PARAM_DEFAULT
mode	<ul style="list-style-type: none"> • Printer.MODE_MONO • Printer.MODE_GRAY16 • Printer.MODE_MONO_HIGH_DENSITY • Printer.PARAM_DEFAULT
halftone	<ul style="list-style-type: none"> • Printer.HALFTONE_DITHER • Printer.HALFTONE_ERROR_DIFFUSION • Printer.HALFTONE_THRESHOLD • Printer.PARAM_DEFAULT
brightness	<ul style="list-style-type: none"> • Real number from 0.1 to 10.0 • Printer.PARAM_DEFAULT

Parameter	Specificable Setting Value
compress	<ul style="list-style-type: none"> • Printer.COMPRESS_DEFLATE • Printer.COMPRESS_NONE • Printer.COMPRESS_AUTO • Printer.PARAM_DEFAULT

- addBarcode

Parameter	Specificable Setting Value
data	-
type	<ul style="list-style-type: none"> • Printer.BARCODE_UPC_A • Printer.BARCODE_UPC_E • Printer.BARCODE_EAN13 • Printer.BARCODE_JAN13 • Printer.BARCODE_EAN8 • Printer.BARCODE_JAN8 • Printer.BARCODE_CODE39 • Printer.BARCODE_ITF • Printer.BARCODE_CODABAR • Printer.BARCODE_CODE93 • Printer.BARCODE_CODE128 • Printer.BARCODE_GS1_128 • Printer.BARCODE_GS1_DATABAR_OMNIDIRECTIONAL • Printer.BARCODE_GS1_DATABAR_TRUNCATED • Printer.BARCODE_GS1_DATABAR_LIMITED • Printer.BARCODE_GS1_DATABAR_EXPANDED
hri	<ul style="list-style-type: none"> • Printer.HRI_NONE (default) • Printer.HRI_ABOVE • Printer.HRI_BELOW • Printer.HRI_BOTH • Printer.PARAM_DEFAULT • Printer.PARAM_UNSPECIFIED
font	<ul style="list-style-type: none"> • Printer.FONT_A (default) • Printer.FONT_B • Printer.PARAM_DEFAULT • Printer.PARAM_UNSPECIFIED
width	<ul style="list-style-type: none"> • Integer from 2 to 6 • Printer.PARAM_UNSPECIFIED
height	<ul style="list-style-type: none"> • Integer from 1 to 255 • Printer.PARAM_UNSPECIFIED

- addSymbol

Parameter	Specifiable Setting Value
data	-
type	<ul style="list-style-type: none"> • Printer.SYMBOL_PDF417_STANDARD • Printer.SYMBOL_PDF417_TRUNCATED • Printer.SYMBOL_QRCODE_MODEL_1 • Printer.SYMBOL_QRCODE_MODEL_2 • Printer.SYMBOL_MAXICODE_MODE_2 • Printer.SYMBOL_MAXICODE_MODE_3 • Printer.SYMBOL_MAXICODE_MODE_4 • Printer.SYMBOL_MAXICODE_MODE_5 • Printer.SYMBOL_MAXICODE_MODE_6 • Printer.SYMBOL_GS1_DATABAR_STACKED • Printer.SYMBOL_GS1_DATABAR_STACKED_OMNIDIRECTIONAL • Printer.SYMBOL_GS1_DATABAR_EXPANDED_STACKED
level	<ul style="list-style-type: none"> • Printer.LEVEL_0 • Printer.LEVEL_1 • Printer.LEVEL_2 • Printer.LEVEL_3 • Printer.LEVEL_4 • Printer.LEVEL_5 • Printer.LEVEL_6 • Printer.LEVEL_7 • Printer.LEVEL_8 • Printer.LEVEL_L • Printer.LEVEL_M • Printer.LEVEL_Q • Printer.LEVEL_H • Printer.PARAM_DEFAULT • Printer.PARAM_UNSPECIFIED

- addCut

Parameter	Specifiable Setting Value
type	<ul style="list-style-type: none"> • Printer.CUT_FEED • Printer.CUT_NO_FEED • Printer.PARAM_DEFAULT

LineDisplay class

- LineDisplay

Parameter	Specifiable Setting Value
displaySeries	<ul style="list-style-type: none"> • LineDisplay.DM_D110 • LineDisplay.DM_D30
context	-

- addText

Parameter	Specifiable Setting Value
data	-
lang	<ul style="list-style-type: none"> • LineDisplay.LANG_EN (default) • LineDisplay.LANG_JA • LineDisplay.PARAM_DEFAULT • LineDisplay.PARAM_UNUSE
x	<ul style="list-style-type: none"> • Integer from 1 to 44 • LineDisplay.PARAM_UNUSE
y	<ul style="list-style-type: none"> • Integer from 1 to 19 • LineDisplay.PARAM_UNUSE

TM-T88IV**Printer Specifications**

Item		58mm Specification	80mm Specification
Amount of initial feed		30 dots	
Initial page mode area	Monochrome printing	360 x 831 dots	512 x 831 dots
	Two-color printing	360 x 415 dots	512 x 415 dots
Maximum page mode area	Monochrome printing	360 x 1662 dots	512 x 1662 dots
	Two-color printing	360 x 831 dots	512 x 831 dots
Baseline of Font A		21 dots from the top of the character	
Baseline of Font B		16 dots from the top of the character	

APIs for which restricted parameter setting values can be specified**Printer class**

- Printer

Parameter	Specificable Setting Value
printerSeries	<ul style="list-style-type: none"> • Printer.TM_T88
lang	<ul style="list-style-type: none"> • Printer.MODEL_ANK • Printer.MODEL_CHINESE • Printer.MODEL_TAIWAN
context	-

- addTextLang

Parameter	Specificable Setting Value
lang	<ul style="list-style-type: none"> • Printer.LANG_EN (default) • Printer.LANG_JA • Printer.LANG_ZH_CN • Printer.LANG_ZH_TW • Printer.LANG_KO • Printer.LANG_TH • Printer.LANG_VI • Printer.PARAM_DEFAULT

- addTextFont

Parameter	Specifiable Setting Value
font	<ul style="list-style-type: none"> • Printer.FONT_A (default) • Printer.FONT_B • Printer.PARAM_DEFAULT

- addTextStyle

Parameter	Specifiable Setting Value
reverse	<ul style="list-style-type: none"> • Printer.TRUE • Printer.FALSE (default) • Printer.PARAM_UNSPECIFIED • Printer.PARAM_DEFAULT
ul	<ul style="list-style-type: none"> • Printer.TRUE • Printer.FALSE (default) • Printer.PARAM_UNSPECIFIED • Printer.PARAM_DEFAULT
em	<ul style="list-style-type: none"> • Printer.TRUE • Printer.FALSE (default) • Printer.PARAM_UNSPECIFIED • Printer.PARAM_DEFAULT
color	<ul style="list-style-type: none"> • Printer.COLOR_1 (default) • Printer.COLOR_2 • Printer.PARAM_UNSPECIFIED • Printer.PARAM_DEFAULT

- addImage

Parameter	Specifiable Setting Value
data	-
x	<ul style="list-style-type: none"> • Integer from 0 to 65534
y	<ul style="list-style-type: none"> • Integer from 0 to 65534
width	<ul style="list-style-type: none"> • Integer from 1 to 65535
height	<ul style="list-style-type: none"> • Integer from 1 to 65535
color	<ul style="list-style-type: none"> • Printer.COLOR_1 • Printer.COLOR_2 • Printer.PARAM_DEFAULT
mode	<ul style="list-style-type: none"> • Printer.MODE_MONO • Printer.MODE_GRAY16 • Printer.MODE_MONO_HIGH_DENSITY • Printer.PARAM_DEFAULT

Parameter	Specifiable Setting Value
halftone	<ul style="list-style-type: none"> • Printer.HALFTONE_DITHER • Printer.HALFTONE_ERROR_DIFFUSION • Printer.HALFTONE_THRESHOLD • Printer.PARAM_DEFAULT
brightness	<ul style="list-style-type: none"> • Real number from 0.1 to 10.0 • Printer.PARAM_DEFAULT
compress	<ul style="list-style-type: none"> • Printer.COMPRESS_DEFLATE • Printer.COMPRESS_NONE • Printer.COMPRESS_AUTO • Printer.PARAM_DEFAULT

- addBarcode

Parameter	Specifiable Setting Value
data	-
type	<ul style="list-style-type: none"> • Printer.BARCODE_UPC_A • Printer.BARCODE_UPC_E • Printer.BARCODE_EAN13 • Printer.BARCODE_JAN13 • Printer.BARCODE_EAN8 • Printer.BARCODE_JAN8 • Printer.BARCODE_CODE39 • Printer.BARCODE_ITF • Printer.BARCODE_CODABAR • Printer.BARCODE_CODE93 • Printer.BARCODE_CODE128
hri	<ul style="list-style-type: none"> • Printer.HRI_NONE (default) • Printer.HRI_ABOVE • Printer.HRI_BELOW • Printer.HRI_BOTH • Printer.PARAM_DEFAULT • Printer.PARAM_UNSPECIFIED
font	<ul style="list-style-type: none"> • Printer.FONT_A (default) • Printer.FONT_B • Printer.PARAM_DEFAULT • Printer.PARAM_UNSPECIFIED
width	<ul style="list-style-type: none"> • Integer from 2 to 6 • Printer.PARAM_UNSPECIFIED
height	<ul style="list-style-type: none"> • Integer from 1 to 255 • Printer.PARAM_UNSPECIFIED

- addSymbol

Parameter	Specifiable Setting Value
data	-
type	<ul style="list-style-type: none"> • Printer.SYMBOL_PDF417_STANDARD • Printer.SYMBOL_PDF417_TRUNCATED • Printer.SYMBOL_QRCODE_MODEL_1 • Printer.SYMBOL_QRCODE_MODEL_2
level	<ul style="list-style-type: none"> • Printer.LEVEL_0 • Printer.LEVEL_1 • Printer.LEVEL_2 • Printer.LEVEL_3 • Printer.LEVEL_4 • Printer.LEVEL_5 • Printer.LEVEL_6 • Printer.LEVEL_7 • Printer.LEVEL_8 • Printer.LEVEL_L • Printer.LEVEL_M • Printer.LEVEL_Q • Printer.LEVEL_H • Printer.PARAM_DEFAULT • Printer.PARAM_UNSPECIFIED

- addCut

Parameter	Specifiable Setting Value
type	<ul style="list-style-type: none"> • Printer.CUT_FEED • Printer.CUT_NO_FEED • Printer.PARAM_DEFAULT

TM-T90**Printer Specifications**

Item		58mm Specification	60mm Specification	80mm Specification
Amount of initial feed		30 dots		
Initial page mode area	Monochrome printing	420 x 738 dots	384 x 831 dots	576 x 738 dots
	Two-color printing	420 x 369 dots	384 x 415 dots	576 x 369 dots
Maximum page mode area	Monochrome printing	420 x 1476 dots	384 x 1662 dots	576 x 1476 dots
	Two-color printing	420 x 738 dots	384 x 831 dots	576 x 738 dots
Baseline of Font A		21 dots from the top of the character		
Baseline of Font B		16 dots from the top of the character		

APIs for which restricted parameter setting values can be specified**Printer class**

- Printer

Parameter	Specifiable Setting Value
printerSeries	<ul style="list-style-type: none"> • Printer.TM_T90
lang	<ul style="list-style-type: none"> • Printer.MODEL_ANK • Printer.MODEL_CHINESE • Printer.MODEL_TAIWAN • Printer.MODEL_KOREAN • Printer.MODEL_THAI
context	-

- addTextLang

Parameter	Specifiable Setting Value
lang	<ul style="list-style-type: none"> • Printer.LANG_EN (default) • Printer.LANG_JA • Printer.LANG_ZH_CN • Printer.LANG_ZH_TW • Printer.LANG_KO • Printer.LANG_TH • Printer.LANG_VI • Printer.PARAM_DEFAULT

- addTextFont

Parameter	Specifiable Setting Value
font	<ul style="list-style-type: none"> • Printer.FONT_A (default) • Printer.FONT_B • Printer.FONT_C • Printer.PARAM_DEFAULT

- addTextStyle

Parameter	Specifiable Setting Value
reverse	<ul style="list-style-type: none"> • Printer.TRUE • Printer.FALSE (default) • Printer.PARAM_UNSPECIFIED • Printer.PARAM_DEFAULT
ul	<ul style="list-style-type: none"> • Printer.TRUE • Printer.FALSE (default) • Printer.PARAM_UNSPECIFIED • Printer.PARAM_DEFAULT
em	<ul style="list-style-type: none"> • Printer.TRUE • Printer.FALSE (default) • Printer.PARAM_UNSPECIFIED • Printer.PARAM_DEFAULT
color	<ul style="list-style-type: none"> • Printer.COLOR_1 (default) • Printer.COLOR_2 • Printer.PARAM_UNSPECIFIED • Printer.PARAM_DEFAULT

- addImage

Parameter	Specifiable Setting Value
data	-
x	<ul style="list-style-type: none"> • Integer from 0 to 65534
y	<ul style="list-style-type: none"> • Integer from 0 to 65534
width	<ul style="list-style-type: none"> • Integer from 1 to 65535
height	<ul style="list-style-type: none"> • Integer from 1 to 65535
color	<ul style="list-style-type: none"> • Printer.COLOR_1 • Printer.COLOR_2 • Printer.PARAM_DEFAULT
mode	<ul style="list-style-type: none"> • Printer.MODE_MONO • Printer.MODE_GRAY16 • Printer.MODE_MONO_HIGH_DENSITY • Printer.PARAM_DEFAULT

Parameter	Specifiable Setting Value
halftone	<ul style="list-style-type: none"> • Printer.HALFTONE_DITHER • Printer.HALFTONE_ERROR_DIFFUSION • Printer.HALFTONE_THRESHOLD • Printer.PARAM_DEFAULT
brightness	<ul style="list-style-type: none"> • Real number from 0.1 to 10.0 • Printer.PARAM_DEFAULT
compress	<ul style="list-style-type: none"> • Printer.COMPRESS_DEFLATE • Printer.COMPRESS_NONE • Printer.COMPRESS_AUTO • Printer.PARAM_DEFAULT

- addBarcode

Parameter	Specifiable Setting Value
data	-
type	<ul style="list-style-type: none"> • Printer.BARCODE_UPC_A • Printer.BARCODE_UPC_E • Printer.BARCODE_EAN13 • Printer.BARCODE_JAN13 • Printer.BARCODE_EAN8 • Printer.BARCODE_JAN8 • Printer.BARCODE_CODE39 • Printer.BARCODE_ITF • Printer.BARCODE_CODABAR • Printer.BARCODE_CODE93 • Printer.BARCODE_CODE128
hri	<ul style="list-style-type: none"> • Printer.HRI_NONE (default) • Printer.HRI_ABOVE • Printer.HRI_BELOW • Printer.HRI_BOTH • Printer.PARAM_DEFAULT • Printer.PARAM_UNSPECIFIED
font	<ul style="list-style-type: none"> • Printer.FONT_A (default) • Printer.FONT_B • Printer.FONT_C • Printer.PARAM_DEFAULT • Printer.PARAM_UNSPECIFIED
width	<ul style="list-style-type: none"> • Integer from 2 to 6 • Printer.PARAM_UNSPECIFIED
height	<ul style="list-style-type: none"> • Integer from 1 to 255 • Printer.PARAM_UNSPECIFIED

- addSymbol

Parameter	Specifiable Setting Value
data	-
type	<ul style="list-style-type: none"> • Printer.SYMBOL_PDF417_STANDARD • Printer.SYMBOL_PDF417_TRUNCATED
level	<ul style="list-style-type: none"> • Printer.LEVEL_0 • Printer.LEVEL_1 • Printer.LEVEL_2 • Printer.LEVEL_3 • Printer.LEVEL_4 • Printer.LEVEL_5 • Printer.LEVEL_6 • Printer.LEVEL_7 • Printer.LEVEL_8 • Printer.PARAM_DEFAULT • Printer.PARAM_UNSPECIFIED

- addCut

Parameter	Specifiable Setting Value
type	<ul style="list-style-type: none"> • Printer.CUT_FEED • Printer.CUT_NO_FEED • Printer.PARAM_DEFAULT

TM-L90**Printer Specifications**

Item		Receipt Specification	Die-cut Label Specification
Amount of initial feed		30 dots	
Initial page mode area	Monochrome printing	576 x 738 dots	560 x 738 dots
	Two-color printing	576 x 369 dots	560 x 369 dots
Maximum page mode area	Monochrome printing	576 x 1476 dots	560 x 1476 dots
	Two-color printing	576x 738 dots	560 x 738 dots
Baseline of Font A		21 dots from the top of the character	
Baseline of Font B		ANK: 16 Chinese characters: 15 dots from the top of the character	

APIs for which restricted parameter setting values can be specified**Printer class**

- Printer

Parameter	Specifiable Setting Value
printerSeries	<ul style="list-style-type: none"> • Printer.TM_L90
lang	<ul style="list-style-type: none"> • Printer.MODEL_ANK • Printer.MODEL_CHINESE • Printer.MODEL_TAIWAN • Printer.MODEL_KOREAN • Printer.MODEL_THAI
context	-

- addTextLang

Parameter	Specifiable Setting Value
lang	<ul style="list-style-type: none"> • Printer.LANG_EN (default) • Printer.LANG_JA • Printer.LANG_ZH_CN • Printer.LANG_ZH_TW • Printer.LANG_KO • Printer.LANG_TH • Printer.LANG_VI • Printer.PARAM_DEFAULT

- addTextFont

Parameter	Specifiable Setting Value
font	<ul style="list-style-type: none"> • Printer.FONT_A (default) • Printer.FONT_B • Printer.PARAM_DEFAULT

- addTextStyle

Parameter	Specifiable Setting Value
reverse	<ul style="list-style-type: none"> • Printer.TRUE • Printer.FALSE (default) • Printer.PARAM_UNSPECIFIED • Printer.PARAM_DEFAULT
ul	<ul style="list-style-type: none"> • Printer.TRUE • Printer.FALSE (default) • Printer.PARAM_UNSPECIFIED • Printer.PARAM_DEFAULT
em	<ul style="list-style-type: none"> • Printer.TRUE • Printer.FALSE (default) • Printer.PARAM_UNSPECIFIED • Printer.PARAM_DEFAULT
color	<ul style="list-style-type: none"> • Printer.COLOR_1 (default) • Printer.COLOR_2 • Printer.PARAM_UNSPECIFIED • Printer.PARAM_DEFAULT

- addImage

Parameter	Specifiable Setting Value
data	-
x	<ul style="list-style-type: none"> • Integer from 0 to 65534
y	<ul style="list-style-type: none"> • Integer from 0 to 65534
width	<ul style="list-style-type: none"> • Integer from 1 to 65535
height	<ul style="list-style-type: none"> • Integer from 1 to 65535
color	<ul style="list-style-type: none"> • Printer.COLOR_1 • Printer.COLOR_2 • Printer.PARAM_DEFAULT
mode	<ul style="list-style-type: none"> • Printer.MODE_MONO • Printer.MODE_GRAY16 • Printer.MODE_MONO_HIGH_DENSITY • Printer.PARAM_DEFAULT

Parameter	Specifiable Setting Value
halftone	<ul style="list-style-type: none"> • Printer.HALFTONE_DITHER • Printer.HALFTONE_ERROR_DIFFUSION • Printer.HALFTONE_THRESHOLD • Printer.PARAM_DEFAULT
brightness	<ul style="list-style-type: none"> • Real number from 0.1 to 10.0 • Printer.PARAM_DEFAULT
compress	<ul style="list-style-type: none"> • Printer.COMPRESS_DEFLATE • Printer.COMPRESS_NONE • Printer.COMPRESS_AUTO • Printer.PARAM_DEFAULT

- addBarcode

Parameter	Specifiable Setting Value
data	-
type	<ul style="list-style-type: none"> • Printer.BARCODE_UPC_A • Printer.BARCODE_UPC_E • Printer.BARCODE_EAN13 • Printer.BARCODE_JAN13 • Printer.BARCODE_EAN8 • Printer.BARCODE_JAN8 • Printer.BARCODE_CODE39 • Printer.BARCODE_ITF • Printer.BARCODE_CODABAR • Printer.BARCODE_CODE93 • Printer.BARCODE_CODE128
hri	<ul style="list-style-type: none"> • Printer.HRI_NONE (default) • Printer.HRI_ABOVE • Printer.HRI_BELOW • Printer.HRI_BOTH • Printer.PARAM_DEFAULT • Printer.PARAM_UNSPECIFIED
font	<ul style="list-style-type: none"> • Printer.FONT_A (default) • Printer.FONT_B • Printer.PARAM_DEFAULT • Printer.PARAM_UNSPECIFIED
width	<ul style="list-style-type: none"> • Integer from 2 to 6 • Printer.PARAM_UNSPECIFIED
height	<ul style="list-style-type: none"> • Integer from 1 to 255 • Printer.PARAM_UNSPECIFIED

- addSymbol

Parameter	Specifiable Setting Value
data	-
type	<ul style="list-style-type: none"> • Printer.SYMBOL_PDF417_STANDARD • Printer.SYMBOL_PDF417_TRUNCATED • Printer.SYMBOL_QRCODE_MODEL_1 • Printer.SYMBOL_QRCODE_MODEL_2 • Printer.SYMBOL_MAXICODE_MODE_2 • Printer.SYMBOL_MAXICODE_MODE_3 • Printer.SYMBOL_MAXICODE_MODE_4 • Printer.SYMBOL_MAXICODE_MODE_5 • Printer.SYMBOL_MAXICODE_MODE_6
level	<ul style="list-style-type: none"> • Printer.LEVEL_0 • Printer.LEVEL_1 • Printer.LEVEL_2 • Printer.LEVEL_3 • Printer.LEVEL_4 • Printer.LEVEL_5 • Printer.LEVEL_6 • Printer.LEVEL_7 • Printer.LEVEL_8 • Printer.LEVEL_L • Printer.LEVEL_M • Printer.LEVEL_Q • Printer.LEVEL_H • Printer.PARAM_DEFAULT • Printer.PARAM_UNSPECIFIED

- addCut

Parameter	Specifiable Setting Value
type	<ul style="list-style-type: none"> • Printer.CUT_FEED • Printer.CUT_NO_FEED • Printer.PARAM_DEFAULT

TM-H6000IV**Printer Specifications**

Item	58mm Specification	80mm Specification
Amount of initial feed	30 dots	
Initial page mode area	360 x 831 dots	512 x 831 dots
Maximum page mode area	360 x 1662 dots	512 x 1662 dots
Baseline of Font A	21 dots from the top of the character	
Baseline of Font B	16 dots from the top of the character	

APIs for which restricted parameter setting values can be specified**Printer class**

- Printer

Parameter	Specifiable Setting Value
printerSeries	<ul style="list-style-type: none"> • Printer.TM_H6000
lang	<ul style="list-style-type: none"> • Printer.MODEL_CHINESE • Printer.MODEL_TAIWAN
context	-

- addTextLang

Parameter	Specifiable Setting Value
lang	<ul style="list-style-type: none"> • Printer.LANG_EN (default) • Printer.LANG_JA • Printer.LANG_ZH_CN • Printer.LANG_ZH_TW • Printer.LANG_KO • Printer.LANG_TH • Printer.LANG_VI • Printer.PARAM_DEFAULT

- addTextFont

Parameter	Specifiable Setting Value
font	<ul style="list-style-type: none"> • Printer.FONT_A (default) • Printer.FONT_B • Printer.PARAM_DEFAULT

- addTextStyle

Parameter	Specifiable Setting Value
reverse	<ul style="list-style-type: none"> • Printer.TRUE • Printer.FALSE (default) • Printer.PARAM_UNSPECIFIED • Printer.PARAM_DEFAULT
ul	<ul style="list-style-type: none"> • Printer.TRUE • Printer.FALSE (default) • Printer.PARAM_UNSPECIFIED • Printer.PARAM_DEFAULT
em	<ul style="list-style-type: none"> • Printer.TRUE • Printer.FALSE (default) • Printer.PARAM_UNSPECIFIED • Printer.PARAM_DEFAULT
color	<ul style="list-style-type: none"> • Printer.COLOR_1 (default) • Printer.PARAM_UNSPECIFIED • Printer.PARAM_DEFAULT

- addImage

Parameter	Specifiable Setting Value
data	-
x	<ul style="list-style-type: none"> • Integer from 0 to 65534
y	<ul style="list-style-type: none"> • Integer from 0 to 65534
width	<ul style="list-style-type: none"> • Integer from 1 to 65535
height	<ul style="list-style-type: none"> • Integer from 1 to 65535
color	<ul style="list-style-type: none"> • Printer.COLOR_1 • Printer.PARAM_DEFAULT
mode	<ul style="list-style-type: none"> • Printer.MODE_MONO • Printer.MODE_GRAY16 • Printer.MODE_MONO_HIGH_DENSITY • Printer.PARAM_DEFAULT
halftone	<ul style="list-style-type: none"> • Printer.HALFTONE_DITHER • Printer.HALFTONE_ERROR_DIFFUSION • Printer.HALFTONE_THRESHOLD • Printer.PARAM_DEFAULT
brightness	<ul style="list-style-type: none"> • Real number from 0.1 to 10.0 • Printer.PARAM_DEFAULT

Parameter	Specificable Setting Value
compress	<ul style="list-style-type: none"> • Printer.COMPRESS_DEFLATE • Printer.COMPRESS_NONE • Printer.COMPRESS_AUTO • Printer.PARAM_DEFAULT

- addBarcode

Parameter	Specificable Setting Value
data	-
type	<ul style="list-style-type: none"> • Printer.BARCODE_UPC_A • Printer.BARCODE_UPC_E • Printer.BARCODE_EAN13 • Printer.BARCODE_JAN13 • Printer.BARCODE_EAN8 • Printer.BARCODE_JAN8 • Printer.BARCODE_CODE39 • Printer.BARCODE_ITF • Printer.BARCODE_CODABAR • Printer.BARCODE_CODE93 • Printer.BARCODE_CODE128 • Printer.BARCODE_GS1_128 • Printer.BARCODE_GS1_DATABAR_OMNIDIRECTIONAL • Printer.BARCODE_GS1_DATABAR_TRUNCATED • Printer.BARCODE_GS1_DATABAR_LIMITED • Printer.BARCODE_GS1_DATABAR_EXPANDED
hri	<ul style="list-style-type: none"> • Printer.HRI_NONE (default) • Printer.HRI_ABOVE • Printer.HRI_BELOW • Printer.HRI_BOTH • Printer.PARAM_DEFAULT • Printer.PARAM_UNSPECIFIED
font	<ul style="list-style-type: none"> • Printer.FONT_A (default) • Printer.FONT_B • Printer.PARAM_DEFAULT • Printer.PARAM_UNSPECIFIED
width	<ul style="list-style-type: none"> • Integer from 2 to 6 • Printer.PARAM_UNSPECIFIED
height	<ul style="list-style-type: none"> • Integer from 1 to 255 • Printer.PARAM_UNSPECIFIED

- addSymbol

Parameter	Specifiable Setting Value
data	-
type	<ul style="list-style-type: none"> • Printer.SYMBOL_PDF417_STANDARD • Printer.SYMBOL_PDF417_TRUNCATED • Printer.SYMBOL_QRCODE_MODEL_1 • Printer.SYMBOL_QRCODE_MODEL_2 • Printer.SYMBOL_MAXICODE_MODE_2 • Printer.SYMBOL_MAXICODE_MODE_3 • Printer.SYMBOL_MAXICODE_MODE_4 • Printer.SYMBOL_MAXICODE_MODE_5 • Printer.SYMBOL_MAXICODE_MODE_6 • Printer.SYMBOL_GS1_DATABAR_STACKED • Printer.SYMBOL_GS1_DATABAR_STACKED_OMNIDIRECTIONAL • Printer.SYMBOL_GS1_DATABAR_EXPANDED_STACKED
level	<ul style="list-style-type: none"> • Printer.LEVEL_0 • Printer.LEVEL_1 • Printer.LEVEL_2 • Printer.LEVEL_3 • Printer.LEVEL_4 • Printer.LEVEL_5 • Printer.LEVEL_6 • Printer.LEVEL_7 • Printer.LEVEL_8 • Printer.LEVEL_L • Printer.LEVEL_M • Printer.LEVEL_Q • Printer.LEVEL_H • Printer.PARAM_DEFAULT • Printer.PARAM_UNSPECIFIED

- addCut

Parameter	Specifiable Setting Value
type	<ul style="list-style-type: none"> • Printer.CUT_FEED • Printer.CUT_NO_FEED • Printer.PARAM_DEFAULT

Usage restriction by firmware version

Availability and restriction on the use of APIs and parameters depends on the versions of the firmware and software installed on the printer. For how to check the versions and/or update the firmware and software, refer to the Technical Reference Guide of the printer.

TM-i Series/TM-DT Series

❑ Supported by TM-DT software Ver. 2.5 and TM-i firmware 4.0 or later.

Class	API	Parameter	Value
CommBox class	-	-	-

❑ Supported by TM-DT software Ver. 2.5 and TM-i firmware 4.1 or later.

Class	API	Parameter	Value
Printer class	requestPrintJobStatus	-	-
	addSymbol	data	QR Code Micro
	addSymbol	type	Printer.SymbolType.QRCodeMicro
	setReceiveEventListener	args	PrintJobId

❑ Supported by TM-DT software Ver. 3.02 and TM-i firmware 4.4 or later.

Class	API	Parameter	Value
Discovery class	-	-	-

❑ Supported by TM-DT software Ver. 4.0 or later.

Class	API	Parameter	Value
POSKeyboard class	-	-	-
MSR class	-	-	-
OtherPeripheral class	-	-	-
Discovery class	start	deviceType	Discovery.TYPE_POS_KEYBOARD
			Discovery.TYPE_MSR
			Discovery.TYPE_OTHER_PERIPHERAL

❑ Supported by TM-DT software Ver. 5.10 or later.

Class	API	Parameter	Value
LineDisplay class	LineDisplay	displaySeries	LineDisplay.DM_D70
	addCreateScreen	-	-
	addCreateScreenCustom	-	-
	addCreateTextArea	-	-
	addDestroyTextArea	-	-
	addSetCurrentTextArea	-	-
	addClearCurrentTextArea	-	-
	addText	lang	LineDisplay.LANG_MULTII
		r	-
		g	-
		b	-
	addBackgroundColor	-	-
	addStartSlideShow	-	-
	addStopSlideShow	-	-
	addDownloadImage	-	-
	addRegisterDownloadImage	-	-
	addNVImage	-	-
	addClearImage	-	-
	addSymbol	-	-
	addClearSymbol	-	-

TM-m30

❑ Supported by TM-m30 firmware Ver. 1.40 ESC/POS or later.

Class	API	Parameter	Value
BarcodeScanner class	-	-	-

❑ Supported with the following versions of firmware.

- TM-m30 firmware Ver. 1.46A ESC/POS or later
- TM-m30 firmware Ver. 1.46B ESC/POS or later

Class	API	Parameter	Value
GermanyFiscalElement class	-	-	-

TM-m30II-H/TM-m30II-NT/TM-m30II-S/TM-m30II-SL

❑ Supported by Firmware Ver.3.06A/3.06B ESC/POS or later.

Class	API	Parameter	Value
LineDisplay class	LineDisplay	displaySeries	LineDisplay.DM_D70
	addCreateScreen	-	-
	addCreateScreenCustom	-	-
	addCreateTextArea	-	-
	addDestroyTextArea	-	-
	addSetCurrentTextArea	-	-
	addClearCurrentTextArea	-	-
	addText	lang	LineDisplay.LANG_MULTI
		r	-
		g	-
		b	-
	addBackgroundColor	-	-
	addStartSlideShow	-	-
	addStopSlideShow	-	-
	addDownloadImage	-	-
	addRegisterDownloadImage	-	-
	addNVImage	-	-
	addClearImage	-	-
	addSymbol	-	-
	addClearSymbol	-	-

TM-T88VI

❑ Supported by TM-T88VI firmware Ver. 40.50 ESC/POS or later.

Class	API	Parameter	Value
BarcodeScanner class	-	-	-

TM-T88VI-iHUB

❑ Supported with the following versions of firmware.

- TM-T88VI-iHUB firmware Ver. 50.52A ESC/POS or later
- TM-T88VI-iHUB firmware Ver. 50.52B ESC/POS or later

Class	API	Parameter	Value
GermanyFiscalElement class	-	-	-

TM-L100

❑ Supported by TM-L100 firmware Ver. 1.08 ESC/POS or later.

Class	API	Parameter	Value
LFCPrinter class	-	-	-

Sample Programs

The sample programs provided with Epson ePOS SDK for Android are implementation samples of Android applications.

Android Studio Android application projects that include the Java source files are provided.



The provided sample programs were created with sample API Level 14.

Functionality

The sample programs provide the following functionality.

ePOS2Printer

- ☐ Printer search and specification
 - Specifies the connection type.
 - Displays a list of search results.
 - Retrieves target information required for the connection selected from the search results.
- ☐ Sample receipt printing
- ☐ Sample coupon printing
- ☐ Printer status confirmation
 - Confirms the status of printers before printing.
 - When the printer is not capable of printing, the program generates a notification message of the possible causes and corresponding action of the error.
- ☐ Display of print results and printer status
 - Sends notification of the print result after printing.
 - The program generates a message corresponding to the printer status at the time that the printer result notification was made.
 - Notifies the users of an API error that occurred while searching for printers, or during printing sample receipts or coupons.
- ☐ Log Output Settings
 - Enables log output to terminal storage when displaying the main screen.
- ☐ Acquiring and setting the printer set values

ePOS2LFCPrinter

- ☐ Printer search and specification
 - Specifies the connection type.
 - Displays a list of search results.
 - Retrieves target information required for the connection selected from the search results.
- ☐ Sample label printing
- ☐ Notification of data transmission results
 - After data transmission is completed, the results of the data transmission are notified.
 - If an API error occurs while searching for a printer or sending sample label data, notifies the user of the error occurrence.
- ☐ Log Output Settings
 - Enables log output to terminal storage when displaying the main screen.

ePOS2 Hybrid Printer

- ☐ Printer search and specification
 - Displays a list of search results.
 - Retrieves target information required for the connection selected from the search results.
- ☐ Controls operations continuously from endorsement printing after MICR reading to slip and receipt printings.
- ☐ Validation printing
- ☐ Printer status confirmation
 - Confirms the status of printers before printing.
 - When the printer is not capable of printing, the program generates a notification message of the possible causes and corresponding action of the error.
- ☐ Display of print results and printer status
 - Sends notification of the print result after printing.
 - The program generates a message corresponding to the printer status at the time that the printer result notification was made.
 - Notifies the users of an API error that occurred while searching for printers or printing samples.
- ☐ Sets the log output function.
 - Enables log output to terminal storage when displaying the main screen.

ePOS2Discovery

- ☐ Filter Option settings
- ☐ Search of printers and peripheral devices
- ☐ Search initiation
- ☐ Display of search results
- ☐ Search completion
- ☐ Error notification
 - Notifies the users of an API error that occurred when starting a search, during searching, or in the process of completing a search.

ePOS2LineDisplay

- ☐ Display of the specified text on the customer display
- ☐ Turns on or off the blinking display
- ☐ Error notification
 - When failed to connect to the customer display, notifies the user of the connection error.
 - Notifies the users of an API error that occurred while sending display data to the customer display.

ePOS2Keyboard

- ☐ Starts and ends connection with the printer
 - Connects to the specified keyboard.
 - When failed to connect to the keyboard, notifies the user of the connection error.
- ☐ Display of text input with the keyboard in text boxes in the application
- ☐ Error notification
 - Notifies the users of an API error that occurred while entering text with the keyboard.

ePOS2POSKeyboard

- ☐ Starts and ends connection with TM-DT
 - Connects to the specified keyboard.
 - When failed to connect to the keyboard, notifies the user of the connection error.
- ☐ Display of keycode input with the keyboard in text boxes in the application
- ☐ Error notification
 - Notifies the users of an API error that occurred while entering keycode with the keyboard.

ePOS2BarcodeScanner

- ☐ Starts and ends connection with the printer
 - Connects to a barcode scanner specified.
 - When failed to connect to the barcode scanner, notifies the user of the connection error.
- ☐ Display of data read by the barcode scanner in text boxes in the application
- ☐ Error notification
 - Notifies the users of an API error that occurred while reading data with the barcode scanner.

ePOS2MSR

- ☐ Starts and ends connection with TM-DT
 - Starts connection with the MSR specified in the Target text boxes.
 - Ends connection with the connected MSR.
- ☐ Display of data read by the MSR in text boxes in the application
- ☐ Error notification
 - Notifies the users of an API error that occurred while reading data with the MSR.

ePOS2SimpleSerial

- ☐ Starts and ends connection with the printer
 - Connects to the specified serial communication device.
 - When failed to connect to the serial communication device, notifies the user of the connection error.
- ☐ Transmission of data specified by the application to the serial communication device.
- ☐ Display of response commands from the serial communication device in the application
- ☐ Error notification
 - Notifies the users of an API error that occurred while sending data to the serial communication device.

ePOS2GermanyFiscalElement

- ☐ Peripheral device settings
 - Searches for the printer, and displays the search results in a list.
 - Specifies the printer to be used.
 - Specifies the German fiscal element (TSE) to be used.
 - Specifies the customer display to be used.
 - Sets up German fiscal element (TSE) to be used.
- ☐ Purchase of a product
 - A product is selected by pushing a button.
 - The barcode is read by the barcode scanner, and the product is selected.
 - Displays the price of the selected product on the customer display.
 - Writes the information of the selected product to German fiscal element (TSE).
- ☐ Payment for a product
 - Displays the total price of the products on the customer display.
 - Prints the receipt.
 - Writes the information of the product for which payment is finished to German fiscal element (TSE).
- ☐ Export from German fiscal element (TSE)
 - Exports the information written to German fiscal element (TSE).
- ☐ Information acquisition from German fiscal element (TSE)
 - Acquires the information of German fiscal element (TSE).
- ☐ Printer firmware update
 - Acquires the firmware version of the connected printer.
 - Acquires the released version of printer firmware.
 - Updates the printer firmware.

ePOS2OtherPeripheral

- ☐ Starts and ends connection with TM-DT
 - Starts connection with the device specified in the Target text boxes.
 - Ends connection with connected device.
- ☐ Transmission of JSON data specified by the application to the device
- ☐ Display of response commands from the device in the text boxes
- ☐ Error notification
 - Notifies the users of an API error that occurred at the timing when the process was run by the device.

ePOS2CommBox

- ☐ Starts and ends connection with the printer
 - Connects to the communication box specified.
 - When failed to connect to the communication box, notifies the user of the connection error.
- ☐ Transmission of messages to the member ID specified by the application
- ☐ Error notification
 - Notifies the users of an API error that occurred when sending a message.

ePOS2EasySelect

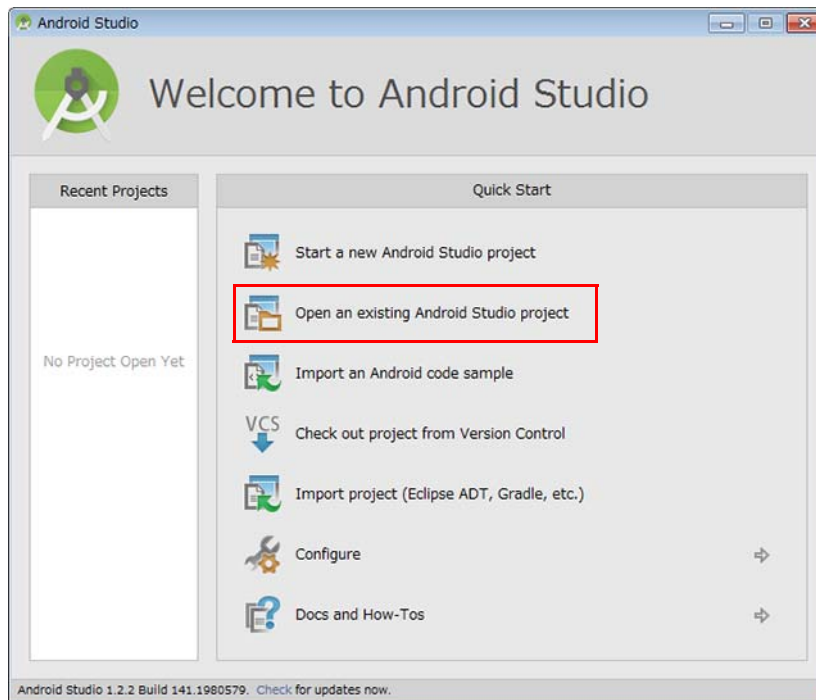
- ☐ Easy connection with a printer by using its NFC tag or QR code.
 - Acquires printer information from the NFC tag.
 - Acquires printer information from the QR code.
 - Opens the port by using the acquired printer information.
- ☐ Printing of a QR code that enables easy printer selection.
 - Creates a QR code that contains the printer information from the printer search result.

Use Environment

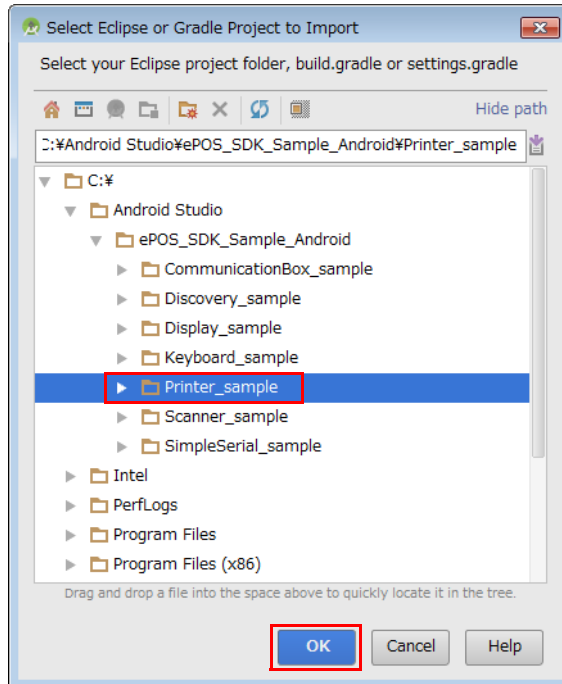
Refer to [Epson ePOS SDK for Android Development Environment](#) and [Application Operating Environment](#).

Installation Procedure

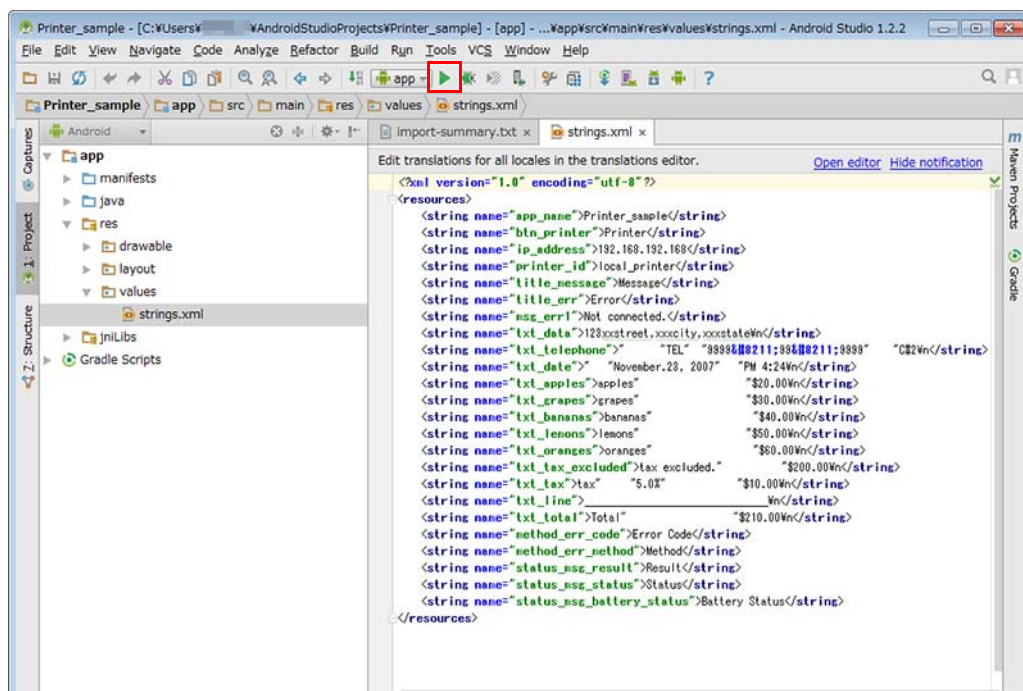
- 1 Extract the sample programs from the zip file and store the extracted files at any desired location.
- 2 Start Android Studio and click **Open an existing Android Studio Project**.



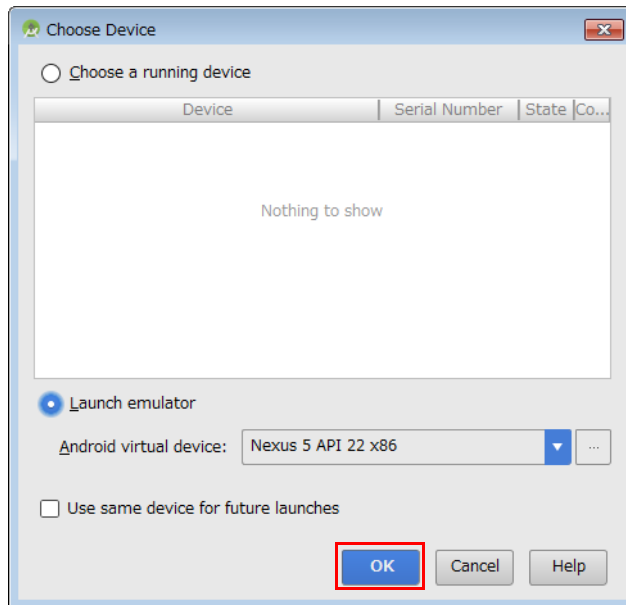
- 3** Select a sample program you want to install from the sample programs you stored at step 1, and then click **OK**.



- 4** Click the **Run app** button.



5 Select the device and then click **OK**.



Application Guide

To connect via USB

For a USB interface, we recommend obtaining access permission to USB devices in the application software.



To open a port using the connect without obtaining access permission to USB devices in advance, note the following:

- When [OK] is pressed in the dialog box for access permission acquisition, it takes about 10 seconds to open a port.
- When [Cancel] is pressed in the dialog box for access permission acquisition, the state of waiting for the timeout lasts for 30 seconds.

How to obtain access permission in the application software is as follows:

1 Add the following code to AndroidManifest.xml.

```
<manifest ...>
  <application>
    <activity ...>
      <intent-filter>
        <action android:name="android.hardware.usb.action.USB_DEVICE_ATTACHED" />
      </intent-filter>
      <meta-data android:name="android.hardware.usb.action.USB_DEVICE_ATTACHED"
        android:resource="@xml/device_filter" />
    </activity>
  </application>
</manifest>
```

2 Add res/xml/device_filter.xml to the source file.

3 Write the following code in the device_filter.xml file.

```
<?xml version="1.0" encoding="utf-8"?>
<resources>
  <usb-device vendor-id="1208" />
</resources>
```

4 A dialog box appears when obtaining access permission. Press [OK].

To search printers

Starts searching

```
FilterOption filterOption = null;
filterOption = new FilterOption();

//Specifies the port to search
filterOption.PortType = Discovery.SOCKET_ALL;

//Specifies the Broadcast address.
filterOption.broadcast = "255.255.255.255";

//Specifies the device model to search.
filterOption.deviceModel = Discovery.MODEL_ALL;

//Specifies the device type to search.
filterOption.deviceType = Discovery.TYPE_ALL;
```

Starts searching

```
try {
    Discovery.start(mContext, filterOption, mDiscoveryListener);
}
catch (Exception e) {
    //Displays error messages
}
```

Notifies the detected devices

```
private DiscoveryListener mDiscoveryListener = new DiscoveryListener() {
    @Override
    public void onDiscovery(final DeviceInfo deviceInfo) {
        runOnUiThread(new Runnable() {
            @Override
            public synchronized void run() {
                //Display the detected device in the application software
            }
        });
    }
};
```

Stops searching

```
private void stopDiscovery() {
    try {
        Discovery.stop();
    }
    catch (Epos2Exception e) {
        //Displays error messages
    }
}
```

To monitor continuously

When application starts

```
Printer printer = null;
```

```
    try {
        printer = new Printer(printer.TM_T88, printer.MODEL_ANK, this);
    }
    catch (Exception e) {
        //Displays error messages
    }
```

```
printer.setStatusChangeListener(this);
```

```
    try {
        printer.connect("TCP:192.168.192.168", printer.PARAM_DEFAULT);
    }
    catch (Exception e) {
        //Displays error messages
    }
```

```
    try {
        printer.setInterval(3000);
        printer.startMonitor();
    }
    catch (Exception e) {
        //Displays error messages
    }
```

Repeats

//Buffers the print data(addText..)

//Sends the print data (sendData)

When application closes

```
    try {
        printer.stopMonitor();
    }
    catch (Exception e) {
        //Displays error messages
    }
    try {
        printer.disconnect();
    }
    catch (Exception e) {
        //Displays error messages
    }
```



```

public void onPtrStatusChange(Printer printerObj, final int eventType) {
    runOnUiThread(new Runnable() {
        @Override
        public synchronized void run() {
            switch (eventType) {
                case Printer.EVENT_ONLINE:
                    break;
                case Printer.EVENT_OFFLINE:
                    //Displays notification messages
                    break;
                case Printer.EVENT_POWER_OFF:
                    //Displays notification messages
                    break;
                case Printer.EVENT_COVER_CLOSE:
                    //Displays notification messages
                    break;
                case Printer.EVENT_COVER_OPEN:
                    //Displays notification messages
                    break;
                case Printer.EVENT_PAPER_OK:
                    //Displays notification messages
                    break;
                case Printer.EVENT_PAPER_NEAR_END:
                    //Displays notification messages
                    break;
                case Printer.EVENT_PAPER_EMPTY:
                    //Displays notification messages
                    break;
                case Printer.EVENT_DRAWER_HIGH:
                    //Displays notification messages
                    break;
                case Printer.EVENT_DRAWER_LOW:
                    //Displays notification messages
                    break;
                case Printer.EVENT_BATTERY_ENOUGH:
                    //Displays notification messages
                    break;
                case Printer.EVENT_BATTERY_EMPTY:
                    //Displays notification messages
                    break;
                default:
                    break;
            }
        }
    });
}

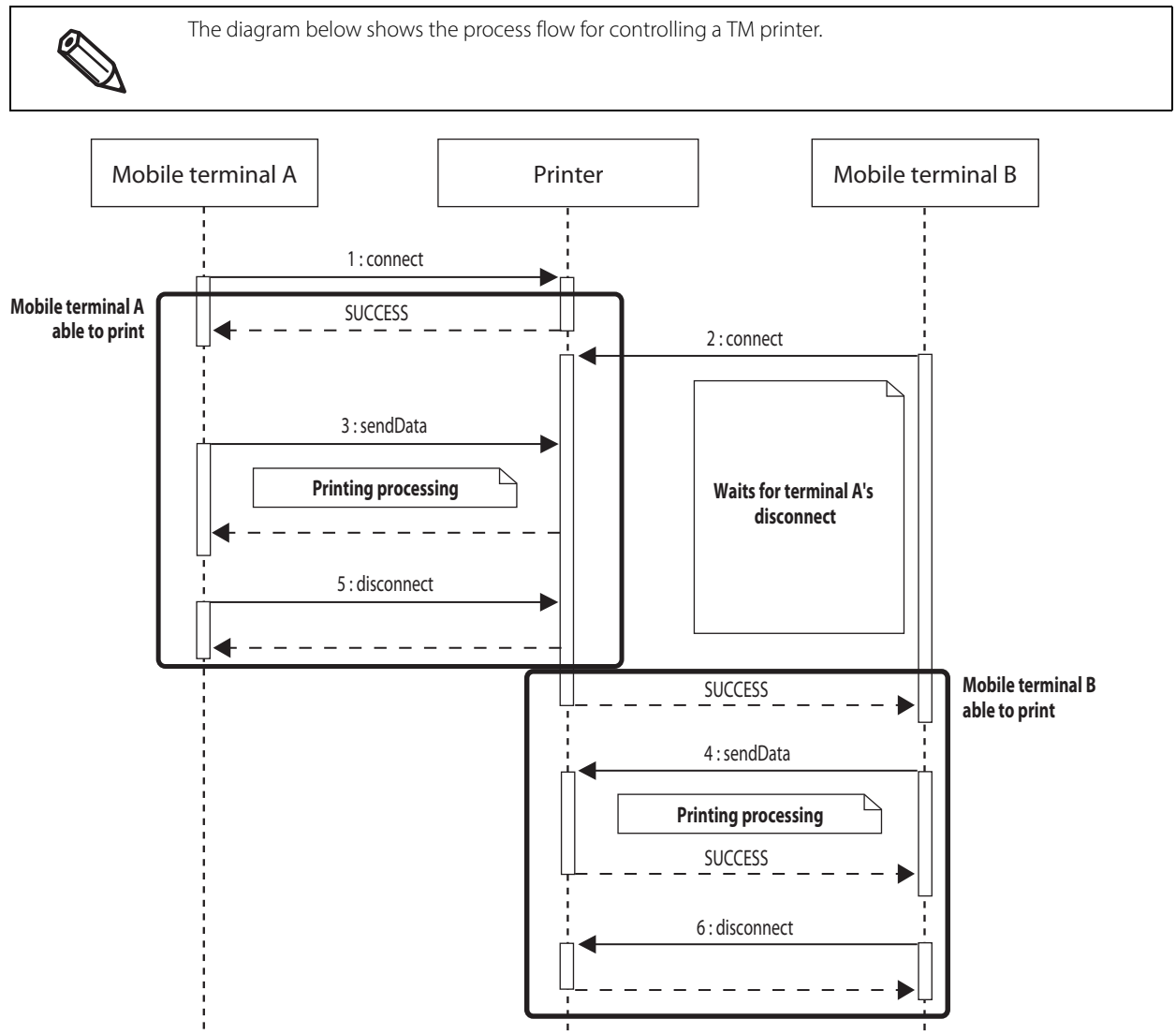
```



Refer to [Error Status and countermeasures](#) for the messages displayed on "Displays notification messages".

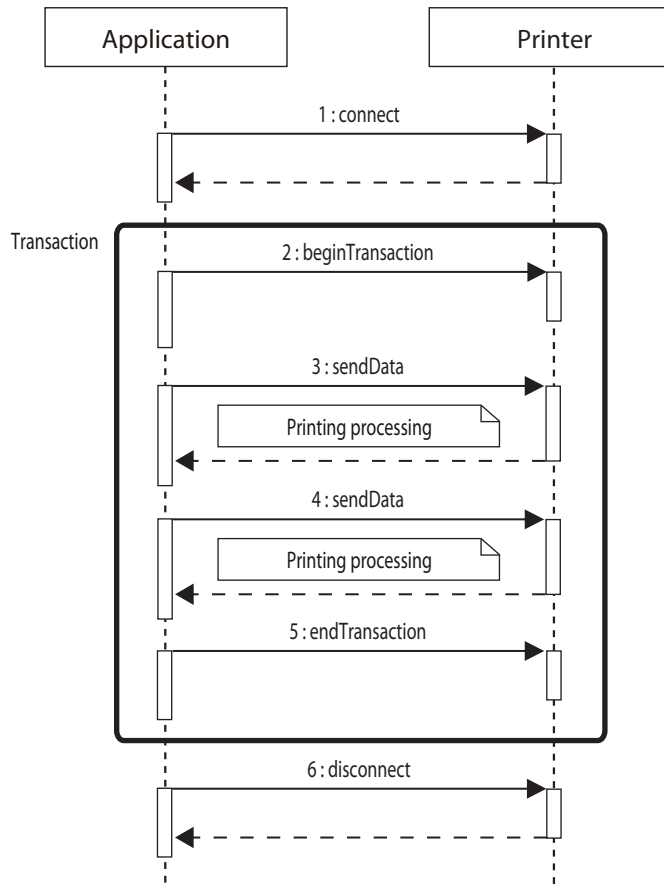
To use the same printer from multiple mobile devices

The following shows a processing flow when using a single printer from the mobile terminal A and B.



To specify a transaction

Put the set of print processing to be carried out consecutively (such as a single receipt or a single coupon) between `beginTransaction` and `endTransaction`.



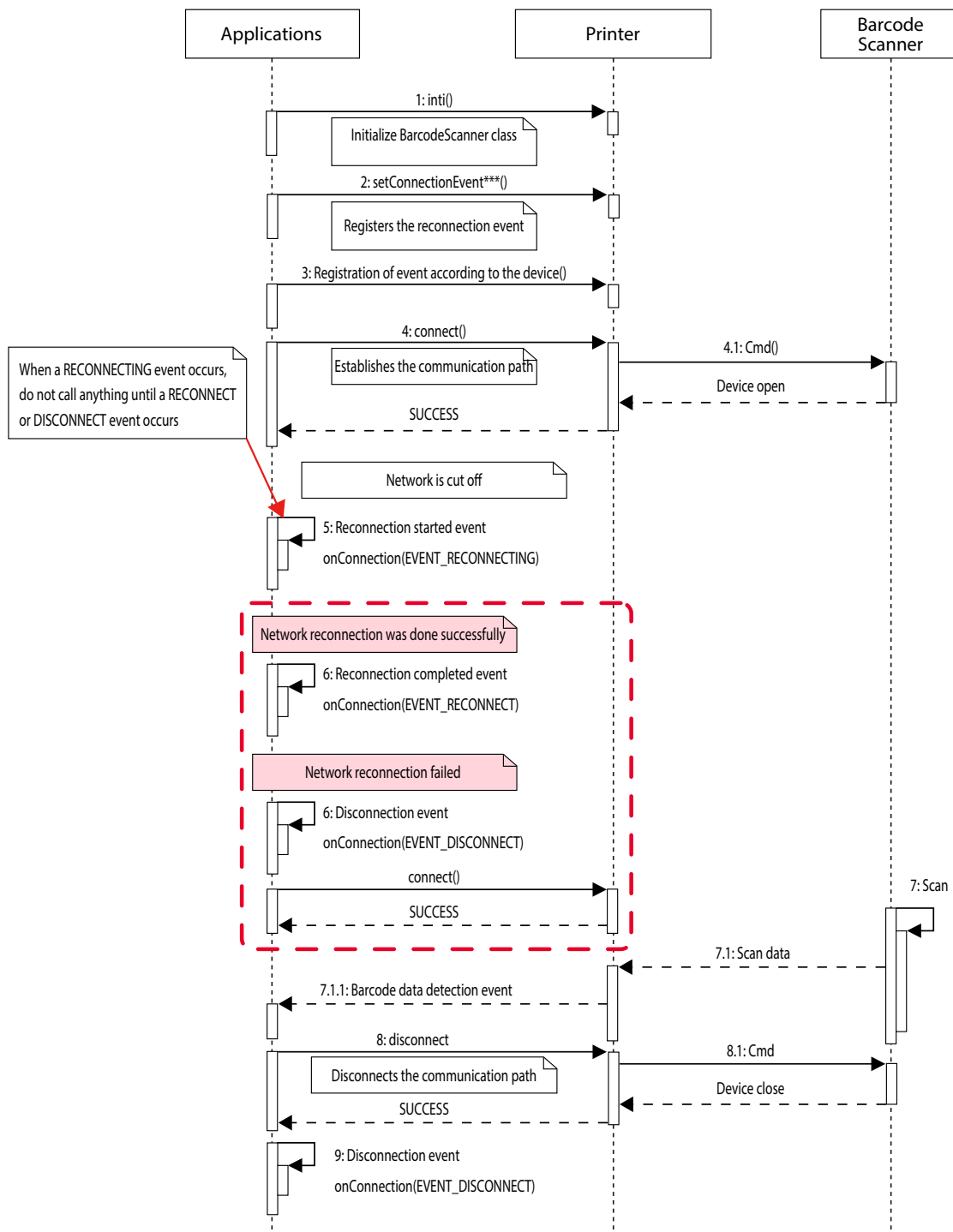
To reconnect to the network automatically

The following is a sequence to automatically reconnect to a printer when network communication with the printer is disconnected.

You can utilize this reconnection sequence when you specify a deviceId such as [local_scanner] or [local_printer] in the connect API.



The following uses a case where the barcode scanner is used as an example.

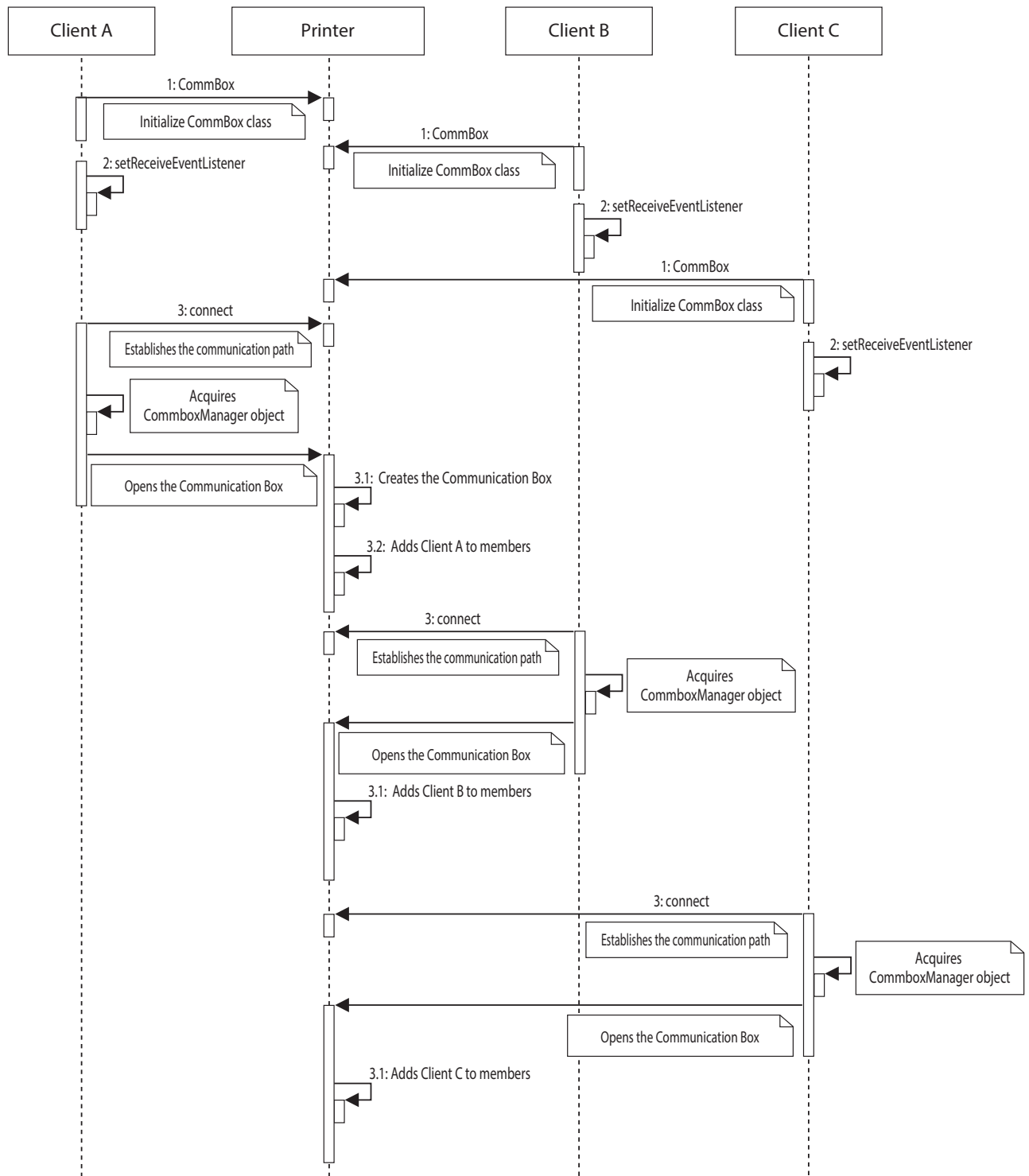


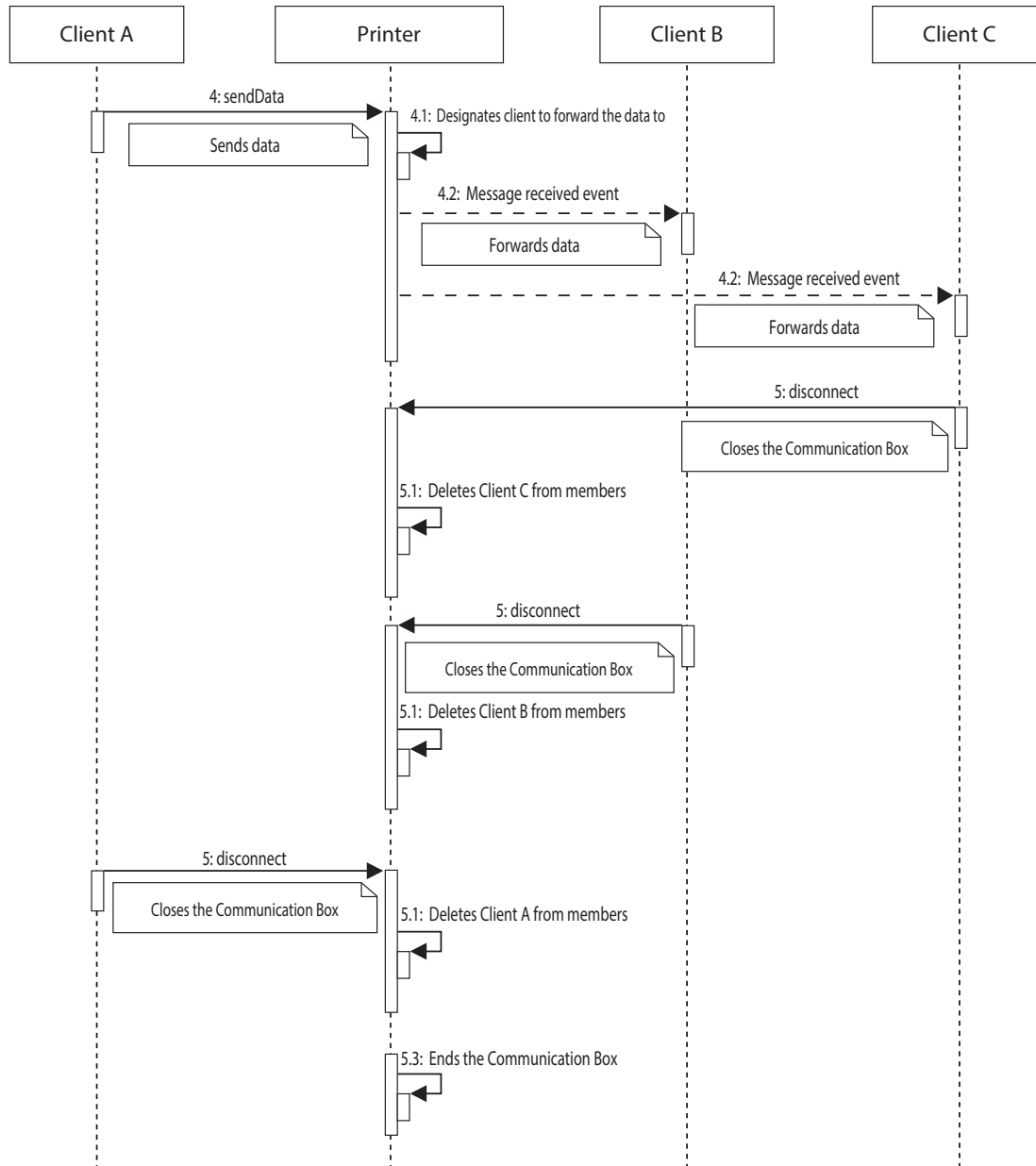
To transmit and receive the data between applications

Use the Communication Box function of the printer.

For details on a printer equipped with the Communication Box function, refer to [Functions provided in each printer](#).

The following indicates the basic programming sequence using the Communication Box. A "Client" in the sequence figure refers to an application.



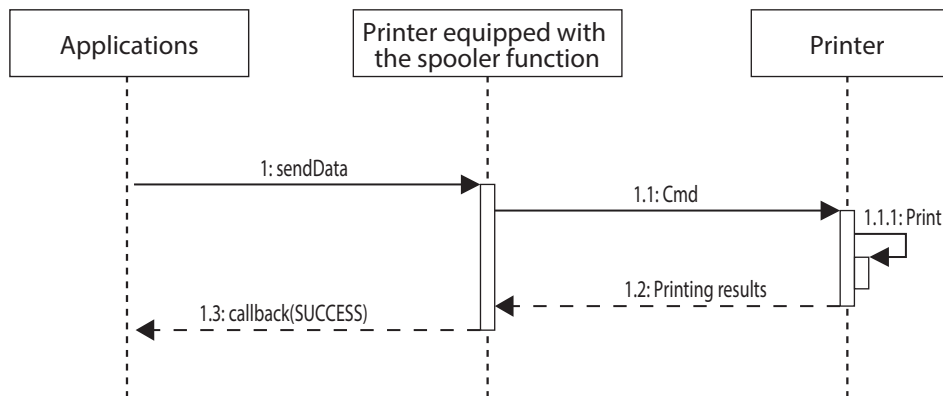


To perform forward printing

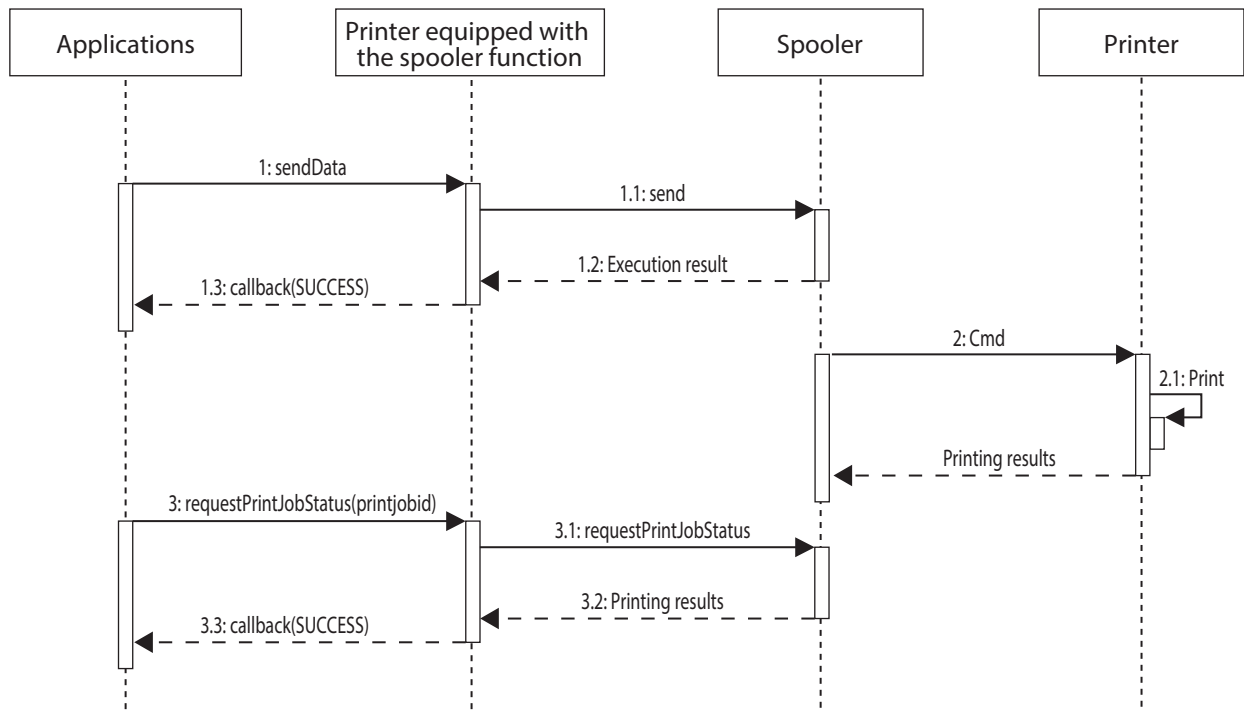
Use the spooler function of printers.

For details on a printer equipped with the spooler function, refer to [Functions provided in each printer](#).

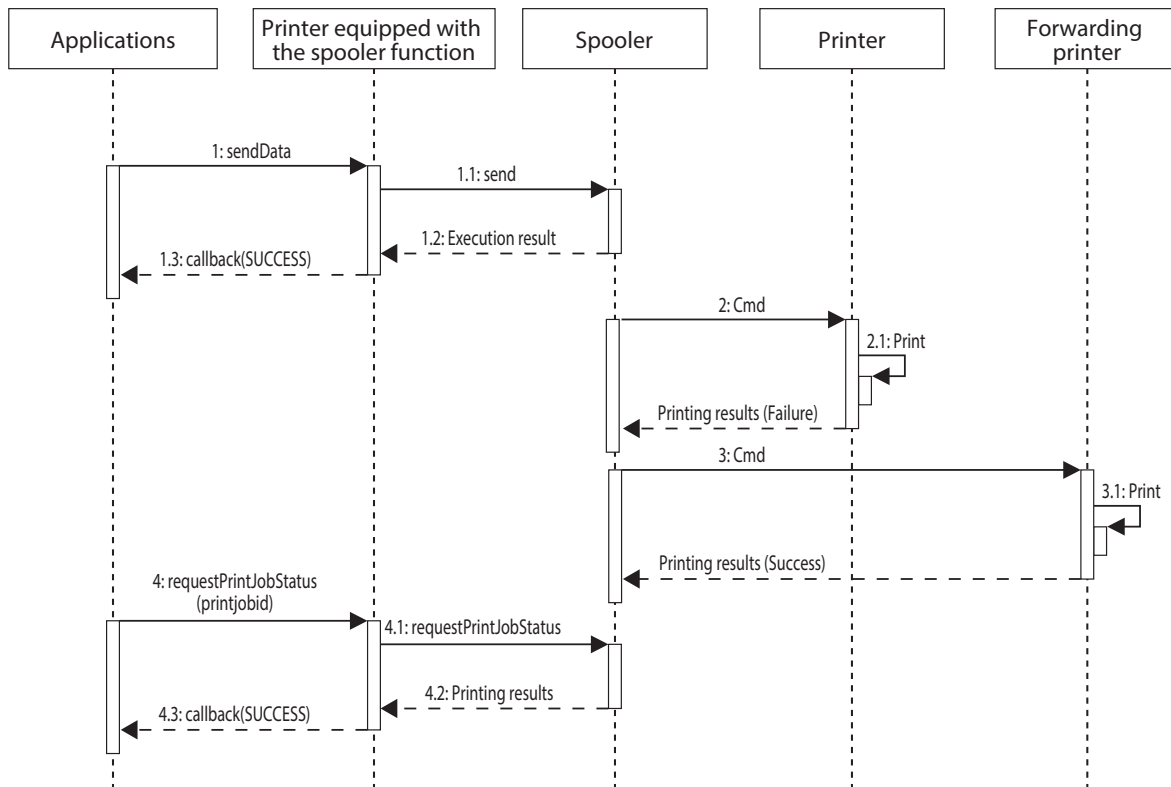
If a request is sent to the printer equipped with the spooler function from the application when the spooler function is disabled, printing is immediately executed and a response is returned to the application after printing completes.



If a request is sent to the printer equipped with the spooler function from the application when the spooler function is enabled, the print job is stored in the print queue and a response is returned to the application before printing completes.



If the destination printer cannot print, the printer equipped with the spooler function does not return the error to the application. Enabling forward printing will allow for the printing task to be completed on a substitute printer, with the application acquiring the printing results afterward. Refer to the sequence diagram below.



To select a printer using its NFC tag

Analyze the NFC tag by using `parseNFC` in the `EasySelect` class. Then, specify the analyzed information in the connect API to connect to the printer.

```
Printer printer;

@Override
protected void onNewIntent(Intent intent) {

    //Receives NFC tag by onNewIntent

    EasySelect easySelect = new EasySelect();

    Tag tag = (Tag)intent.getParcelableExtra( NfcAdapter.EXTRA_TAG );

    //Analyses the NFC tag
    ArrayList<EasySelectInfo> easySelectInfoArray = null;
    easySelectInfoArray = easySelect.parseNFC( tag, PARSE_NFC_TIMEOUT_DEFAULT );
    if ((null == easySelectInfoArray) || (easySelectInfoArray.size() == 0)){
        // If the NFC tag is not the one for easy printer selection
        return ;
    }

    //Acquires the first data of the NFC
    EasySelectInfo easySelectInfo = easySelectInfoArray.get(0);

    String printerName = easySelectInfo.printerName;
    if(printerName == null || printerName.equals("")){
        printerName = "TM-T88V"; //Name of the target printer
    }

    // Converts the printer name into PrinterSeries
    int printerSeries = convertPrinterNameToPrinterSeries(printerName);

    String macAddress = easySelectInfo.macAddress;
    if(macAddress == null || macAddress.equals("")){
        //When failed to acquire macAddress
    }

    try {
        // Initializes the Printer
        printer = new Printer(printerSeries, Printer.MODEL_ANK, getApplicationContext());

        // Generates connect parameters
        String targetText = convertEasySelectInfoToTargetString(easySelectInfo);

        // Connects to the printer
        printer.connect(targetText, Printer.PARAM_DEFAULT);

        // Exception processing
    } catch (Epos2Exception e) {
        // Write exception processing
    }
}
```

```

private int convertPrinterNameToPrinterSeries(String printerName) {
    int printerSeries = Printer.TM_T88;

    if(printerName.equals("TM-T88V")){
        printerSeries = Printer.TM_T88;
    }else if(printerName.equals("TM-m10")){
        printerSeries = Printer.TM_M10;
    }else if(printerName.equals("TM-m30")){
        printerSeries = Printer.TM_M30;
    }else if(printerName.equals("TM-P20")){
        printerSeries = Printer.TM_P20;
    }else if(printerName.equals("TM-P60II")){
        printerSeries = Printer.TM_P60II;
    }else if(printerName.equals("TM-P80")){
        printerSeries = Printer.TM_P80;
    }else{
        // Depending on the printer, add conversion processes
    }

    return printerSeries;
}

private String convertEasySelectInfoToTargetString(EasySelectInfo easySelectInfo) {
    StringBuffer sb = new StringBuffer();

    switch(easySelectInfo.deviceType){
        case EasySelectDeviceType.TCP:
            sb.append("TCP:");
            break;
        case EasySelectDeviceType.BLUETOOTH:
            sb.append("BT:");
            break;
    }
    sb.append(easySelectInfo.macAddress);
    return sb.toString();
}

```



This function is available only with NFC-compatible printers.

To select a printer using its QR code

Analyze the QR code by using parseQR in the EasySelect class. Then, specify the analyzed information in the connect API to connect to the printer.

```
EasySelect easySelect = new EasySelect();
String data;
Printer printer;

public void ConnectPrinterByQRCode() {

    // Stores QR code data acquired from the scanned image

    //Analyzes the QR code
    EasySelectInfo easySelectInfo = easySelect.parseQR(data);
    if (null == easySelectInfo) {
        // If the QR code is not the one for easy printer selection
        return ;
    }

    // Converts the printer name into PrinterSeries
    int printerSeries = convertPrinterNameToPrinterSeries(easySelectInfo.printerName);

    try {
        // Initializes the Printer
        printer = new Printer(printerSeries, Printer.MODEL_ANK, getApplicationContext());

        // Generates connect parameters
        String targetText = convertEasySelectInfoToTargetString(easySelectInfo);

        // Connects to the printer
        printer.connect(targetText, Printer.PARAM_DEFAULT);

        // Exception processing
    } catch (Epos2Exception e) {
        // Write exception processing
    }
}

private int convertPrinterNameToPrinterSeries(String printerName) {

    int printerSeries = Printer.TM_T88;

    if(printerName.equals("TM-T88V")){
        printerSeries = Printer.TM_T88;
    }else if(printerName.equals("TM-m10")){
        printerSeries = Printer.TM_M10;
    }else if(printerName.equals("TM-m30")){
        printerSeries = Printer.TM_M30;
    }else if(printerName.equals("TM-P20")){
        printerSeries = Printer.TM_P20;
    }else if(printerName.equals("TM-P60II")){
        printerSeries = Printer.TM_P60II;
    }else if(printerName.equals("TM-P80")){
        printerSeries = Printer.TM_P80;
    }else{
        // Depending on the printer, add conversion processes
    }

    return printerSeries;
}
```

```
private String convertEasySelectInfoToTargetString(EasySelectInfo easySelectInfo) {  
    StringBuffer sb = new StringBuffer();  
  
    switch(easySelectInfo.deviceType){  
        case EasySelectDeviceType.TCP:  
            sb.append("TCP:");  
            break;  
        case EasySelectDeviceType.BLUETOOTH:  
            sb.append("BT:");  
            break;  
    }  
    sb.append(easySelectInfo.macAddress);  
    return sb.toString();  
}
```

How to print a QR code to be used for printer selection***For the printers that can print the QR code on a status sheet***

Some printers can print the QR code on a status sheet. For more details, refer to the Technical Reference Guide of the printer.

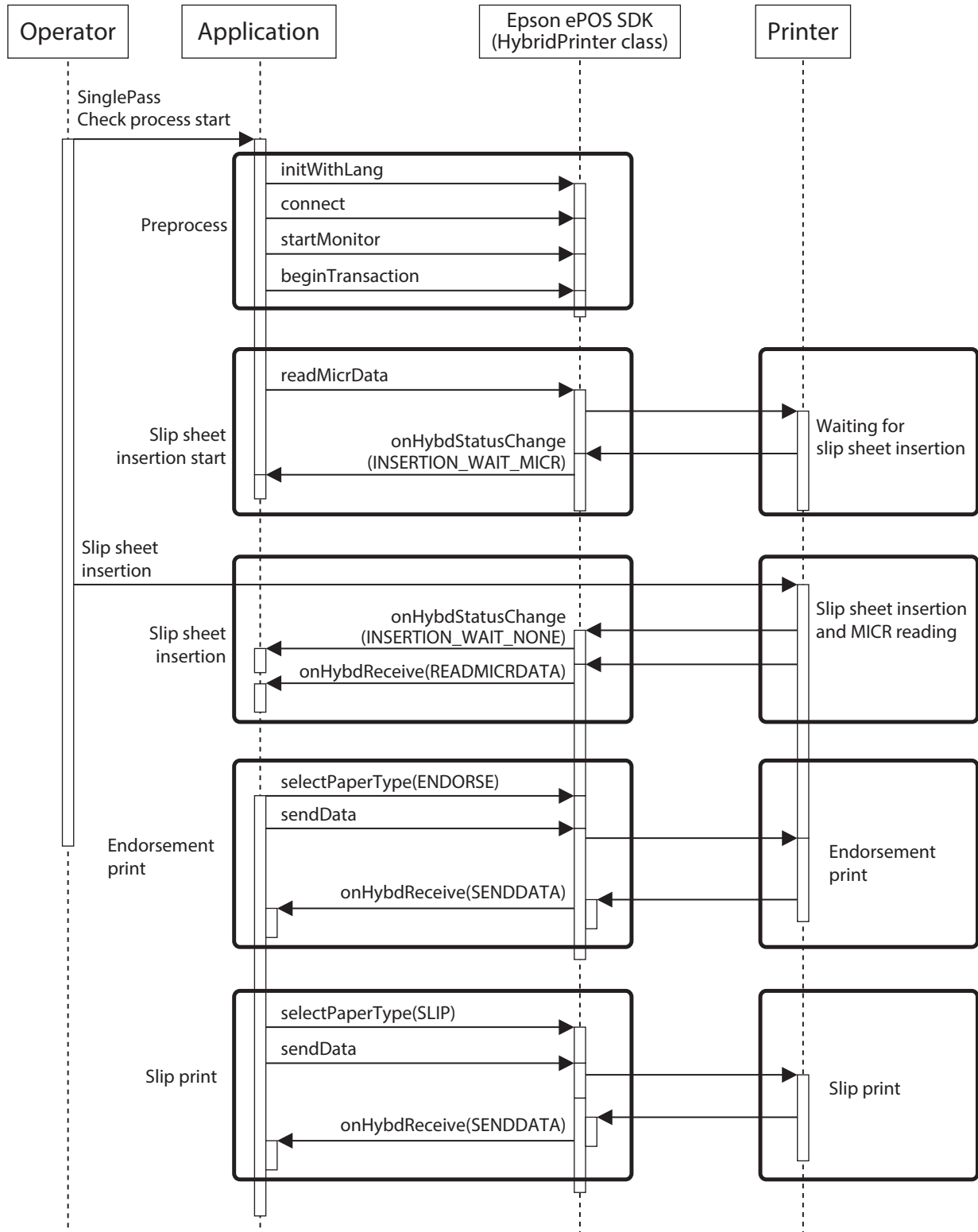
For the printers that cannot print the QR code on a status sheet

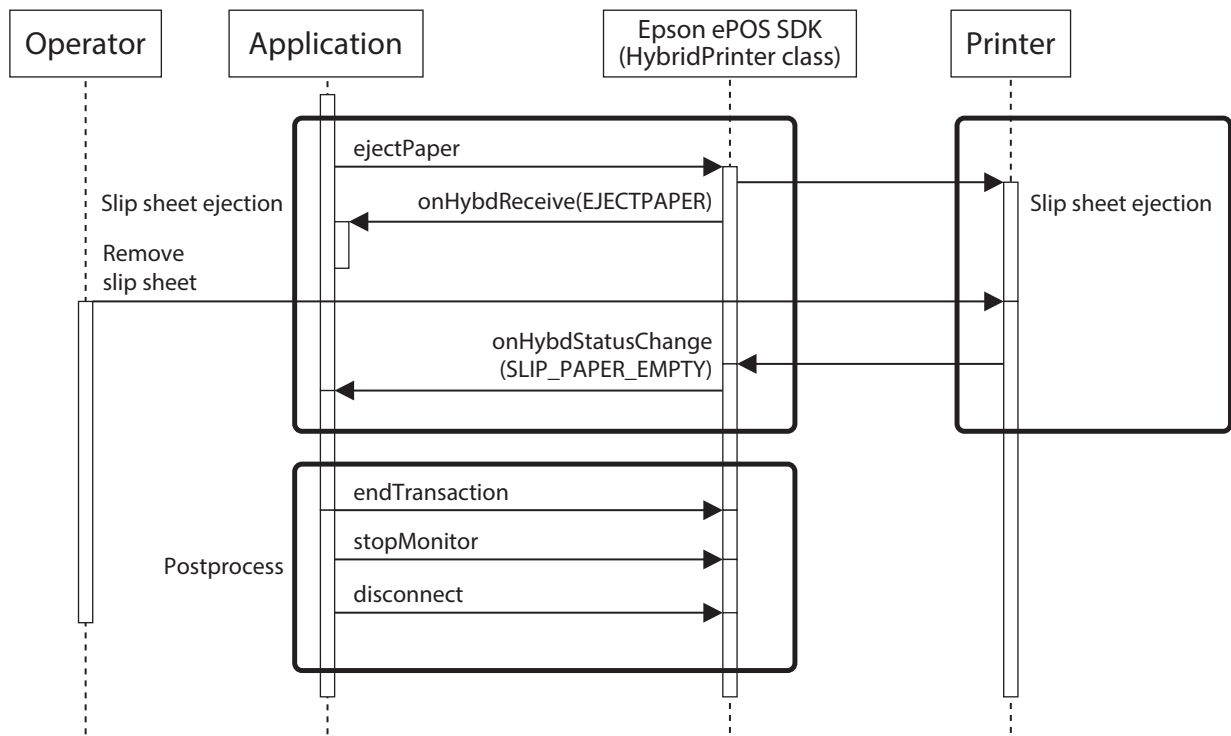
Create the QR code by using createQR. Specify the created data by addSymbol to print the QR code. Refer to "Creating QR code" in the Sample Programs.

To perform check process

HybridPrinter class is used to control the hybrid model printers.

The following sequence diagram shows the flow from endorsement printing after MICR reading to slip printing.



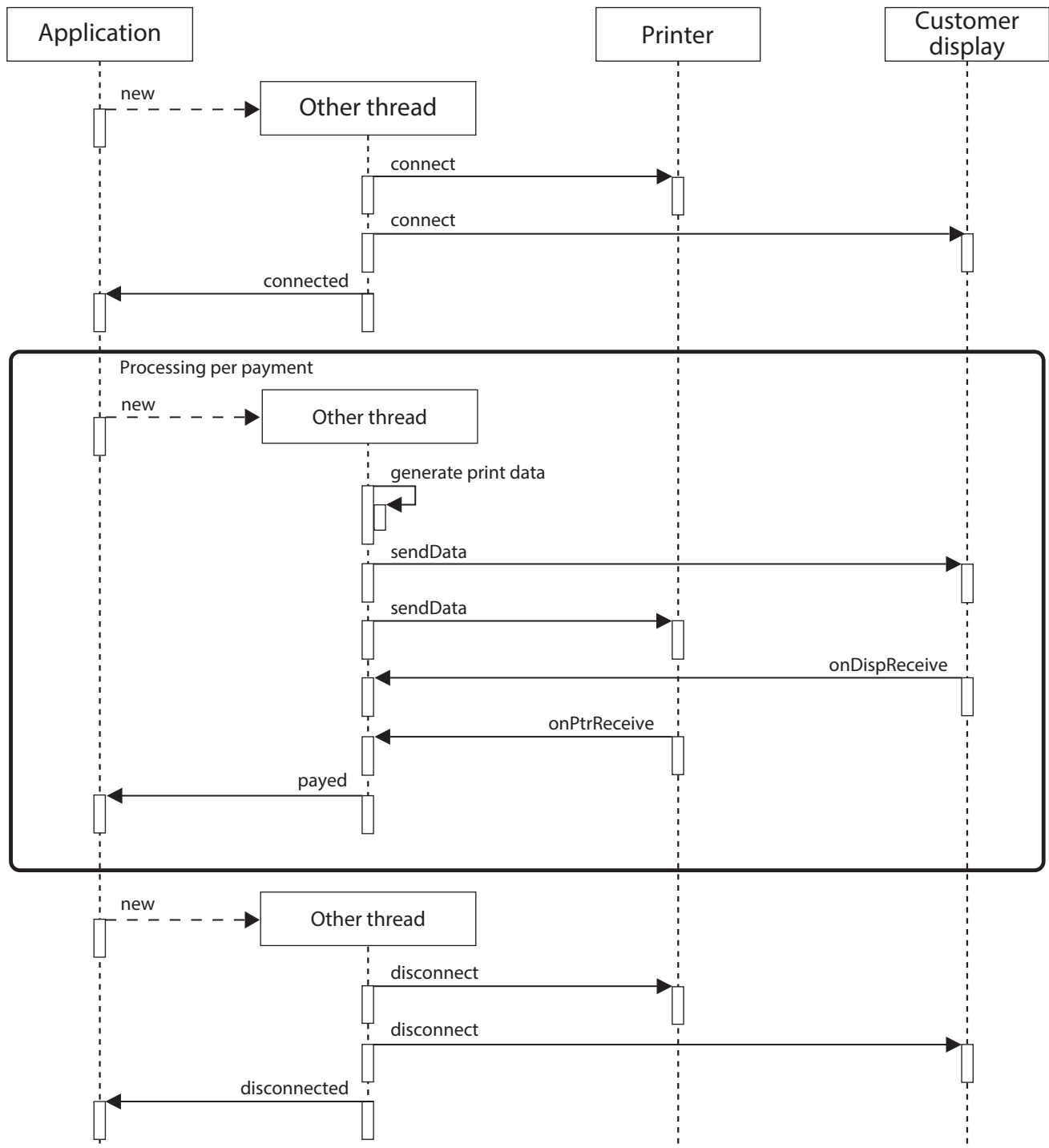


To control multiple peripheral devices

The sequence diagram that controls the printer and customer display is indicated below.



- To connect/disconnect communication with the printer or peripheral devices, call connect API/disconnect API from one thread to each peripheral device in order.
- The following process can be processed concurrently in one thread.
 - * Displaying data on the customer display
 - * Receipt printing

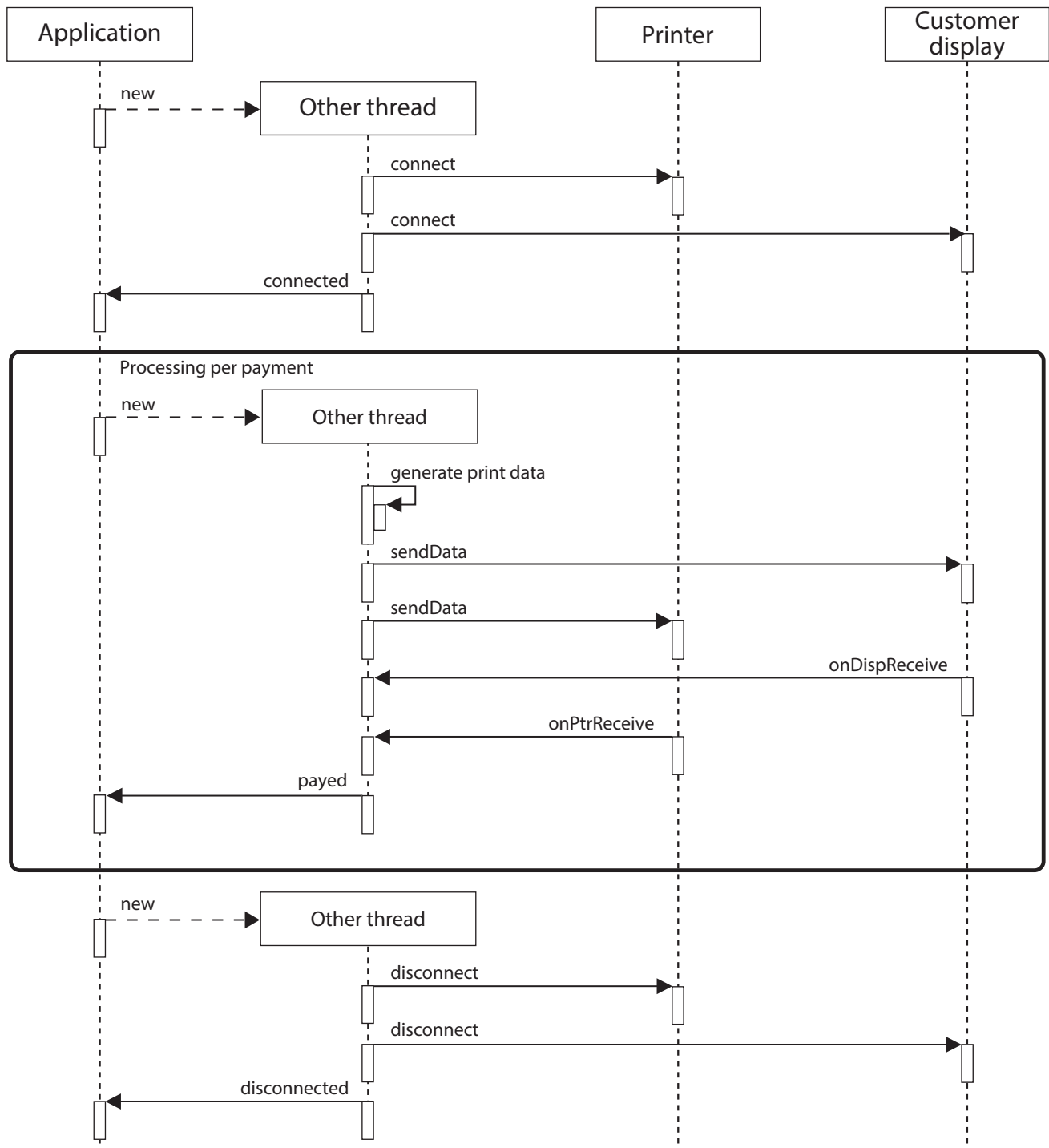


To control multiple peripheral devices

The sequence diagram that controls the printer and customer display is indicated below.



- To connect/disconnect communication with the printer or peripheral devices, call connect API/disconnect API from one thread to each peripheral device in order.
- The following process can be processed concurrently in one thread.
 - * Displaying data on the customer display
 - * Receipt printing

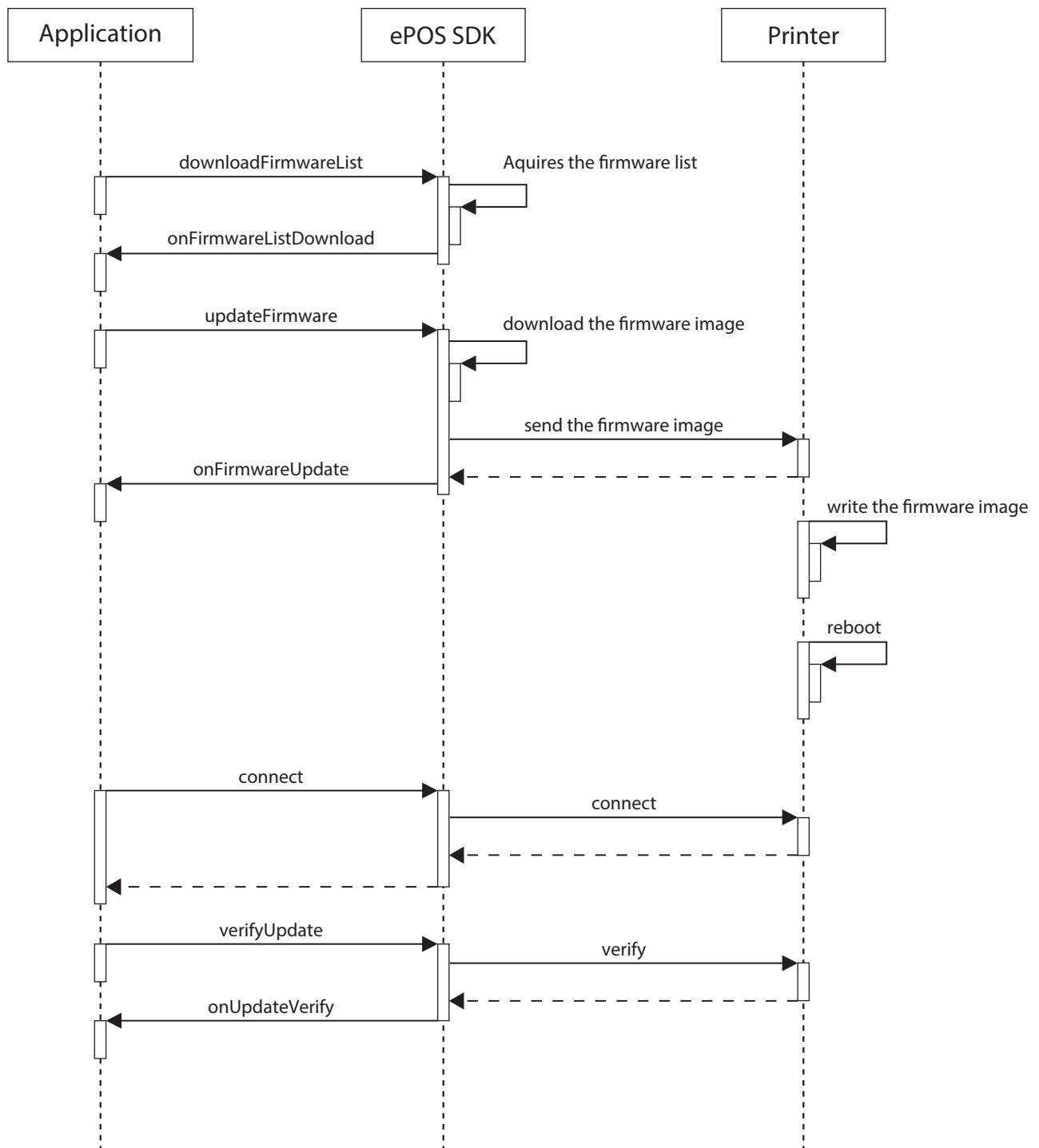


To update the printer firmware version

Use the following APIs in the Printer class:

- [downloadFirmwareList](#)
- [updateFirmware](#)
- [verifyUpdate](#)

The sequence diagram of firmware version update is shown below.

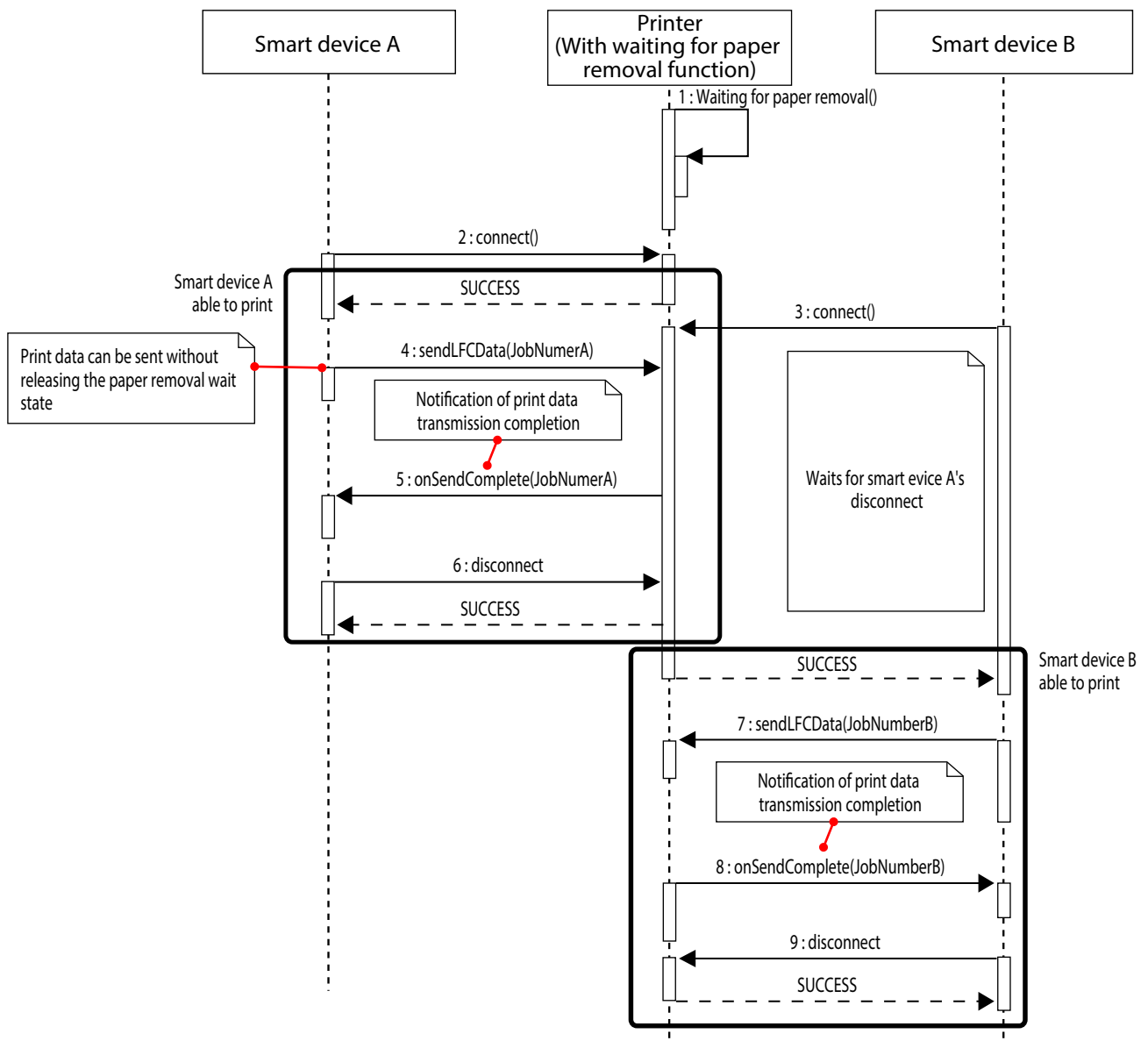


How to Effectively Use the LFCPrinter Class

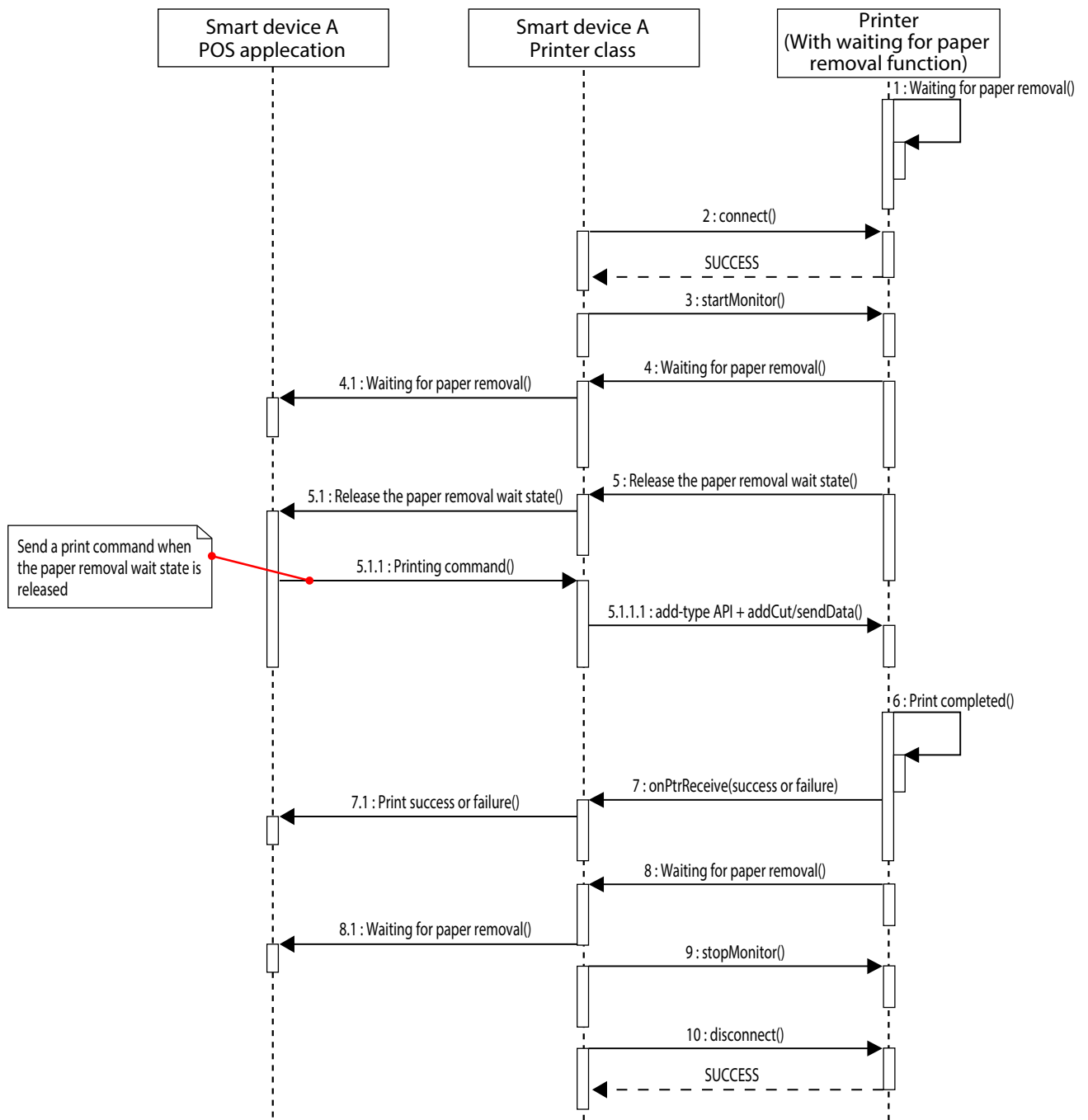
The `LFCPrinter` class is beneficial when multiple smart devices are used for a single printer with the waiting for paper removal function.

Use `Printer` class when one smart device is used for one printer with the waiting for paper removal function.

The following shows the process flow using the `LFCPrinter` class.



The following shows the process flow using the Printer class.



Appendix

Open Source Software Licensing

The following open-source software is used in the sample programs and libraries provided by the Epson ePOS SDK for Android.

Sample Programs

ZXing(<https://github.com/zxing/zxing>)

ZXing is licensed based on Apache 2.0 license (<http://www.apache.org/licenses/LICENSE-2.0.html>).

libraries

libxml2

Except where otherwise noted in the source code (e.g. the files hash.c, list.c and the trio files, which are covered by a similar license but with different Copyright notices) all the files are:

Copyright (C) 1998-2003 Daniel Veillard. All Rights Reserved.

Permission is hereby granted, free of charge, to any person obtaining a copy of this software and associated documentation files (the "Software"), to deal in the Software without restriction, including without limitation the rights to use, copy, modify, merge, publish, distribute, sublicense, and/or sell copies of the Software, and to permit persons to whom the Software is furnished to do so, subject to the following conditions:

The above copyright notice and this permission notice shall be included in all copies or substantial portions of the Software.

THE SOFTWARE IS PROVIDED "AS IS", WITHOUT WARRANTY OF ANY KIND, EXPRESS OR IMPLIED, INCLUDING BUT NOT LIMITED TO THE WARRANTIES OF MERCHANTABILITY, FITNESS FOR A PARTICULAR PURPOSE AND NONINFRINGEMENT. IN NO EVENT SHALL THE DANIEL VAILLARD BE LIABLE FOR ANY CLAIM, DAMAGES OR OTHER LIABILITY, WHETHER IN AN ACTION OF CONTRACT, TORT OR OTHERWISE, ARISING FROM, OUT OF OR IN CONNECTION WITH THE SOFTWARE OR THE USE OR OTHER DEALINGS IN THE SOFTWARE.

Except as contained in this notice, the name of Daniel Veillard shall not be used in advertising or otherwise to promote the sale, use or other dealings in this Software without prior written authorization from him.

icu4c

ICU License - ICU 1.8.1 and later

COPYRIGHT AND PERMISSION NOTICE

Copyright (c) 1995-2012 International Business Machines Corporation and others

All rights reserved.

Permission is hereby granted, free of charge, to any person obtaining a copy of this software and associated documentation files (the "Software"), to deal in the Software without restriction, including without limitation the

rights to use, copy, modify, merge, publish, distribute, and/or sell copies of the Software, and to permit persons to whom the Software is furnished to do so, provided that the above copyright notice(s) and this permission notice appear in all copies of the Software and that both the above copyright notice(s) and this permission notice appear in supporting documentation.

THE SOFTWARE IS PROVIDED "AS IS", WITHOUT WARRANTY OF ANY KIND, EXPRESS OR IMPLIED, INCLUDING BUT NOT LIMITED TO THE WARRANTIES OF MERCHANTABILITY, FITNESS FOR A PARTICULAR PURPOSE AND NONINFRINGEMENT OF THIRD PARTY RIGHTS. IN NO EVENT SHALL THE COPYRIGHT HOLDER OR HOLDERS INCLUDED IN THIS NOTICE BE LIABLE FOR ANY CLAIM, OR ANY SPECIAL INDIRECT OR CONSEQUENTIAL DAMAGES, OR ANY DAMAGES WHATSOEVER RESULTING FROM LOSS OF USE, DATA OR PROFITS, WHETHER IN AN ACTION OF CONTRACT, NEGLIGENCE OR OTHER TORTIOUS ACTION, ARISING OUT OF OR IN CONNECTION WITH THE USE OR PERFORMANCE OF THIS SOFTWARE.

Except as contained in this notice, the name of a copyright holder shall not be used in advertising or otherwise to promote the sale, use or other dealings in this Software without prior written authorization of the copyright holder.

zlib

zlib.h -- interface of the 'zlib' general purpose compression library
version 1.2.8, April 28th, 2013

Copyright (C) 1995-2013 Jean-loup Gailly and Mark Adler

This software is provided 'as-is', without any express or implied warranty. In no event will the authors be held liable for any damages arising from the use of this software.

Permission is granted to anyone to use this software for any purpose, including commercial applications, and to alter it and redistribute it freely, subject to the following restrictions:

1. The origin of this software must not be misrepresented; you must not claim that you wrote the original software. If you use this software in a product, an acknowledgment in the product documentation would be appreciated but is not required.
2. Altered source versions must be plainly marked as such, and must not be misrepresented as being the original software.
3. This notice may not be removed or altered from any source distribution.

Jean-loup Gailly	Mark Adler
jloup@gzip.org	madler@alumni.caltech.edu

The data format used by the zlib library is described by RFCs (Request for Comments) 1950 to 1952 in the files <http://tools.ietf.org/html/rfc1950> (zlib format), [rfc1951](http://tools.ietf.org/html/rfc1951) (deflate format) and [rfc1952](http://tools.ietf.org/html/rfc1952) (gzip format).

LICENSE ISSUES

=====

The OpenSSL toolkit stays under a dual license, i.e. both the conditions of the OpenSSL License and the original SSLeay license apply to the toolkit. See below for the actual license texts.

OpenSSL License

```

/* =====
 * Copyright (c) 1998-2016 The OpenSSL Project. All rights reserved.
 *
 * Redistribution and use in source and binary forms, with or without
 * modification, are permitted provided that the following conditions
 * are met:
 *
 * 1. Redistributions of source code must retain the above copyright
 * notice, this list of conditions and the following disclaimer.
 *
 * 2. Redistributions in binary form must reproduce the above copyright
 * notice, this list of conditions and the following disclaimer in
 * the documentation and/or other materials provided with the
 * distribution.
 *
 * 3. All advertising materials mentioning features or use of this
 * software must display the following acknowledgment:
 * "This product includes software developed by the OpenSSL Project
 * for use in the OpenSSL Toolkit. (http://www.openssl.org/)"
 *
 * 4. The names "OpenSSL Toolkit" and "OpenSSL Project" must not be used to
 * endorse or promote products derived from this software without
 * prior written permission. For written permission, please contact
 * openssl-core@openssl.org.
 *
 * 5. Products derived from this software may not be called "OpenSSL"
 * nor may "OpenSSL" appear in their names without prior written
 * permission of the OpenSSL Project.
 *
 * 6. Redistributions of any form whatsoever must retain the following
 * acknowledgment:
 * "This product includes software developed by the OpenSSL Project
 * for use in the OpenSSL Toolkit (http://www.openssl.org/)"
 *
 * THIS SOFTWARE IS PROVIDED BY THE OpenSSL PROJECT ``AS IS'' AND ANY
 * EXPRESSED OR IMPLIED WARRANTIES, INCLUDING, BUT NOT LIMITED TO, THE
 * IMPLIED WARRANTIES OF MERCHANTABILITY AND FITNESS FOR A PARTICULAR

```

```

* PURPOSE ARE DISCLAIMED. IN NO EVENT SHALL THE OpenSSL PROJECT OR
* ITS CONTRIBUTORS BE LIABLE FOR ANY DIRECT, INDIRECT, INCIDENTAL,
* SPECIAL, EXEMPLARY, OR CONSEQUENTIAL DAMAGES (INCLUDING, BUT
* NOT LIMITED TO, PROCUREMENT OF SUBSTITUTE GOODS OR SERVICES;
* LOSS OF USE, DATA, OR PROFITS; OR BUSINESS INTERRUPTION)
* HOWEVER CAUSED AND ON ANY THEORY OF LIABILITY, WHETHER IN CONTRACT,
* STRICT LIABILITY, OR TORT (INCLUDING NEGLIGENCE OR OTHERWISE)
* ARISING IN ANY WAY OUT OF THE USE OF THIS SOFTWARE, EVEN IF ADVISED
* OF THE POSSIBILITY OF SUCH DAMAGE.
* =====
*
* This product includes cryptographic software written by Eric Young
* (eay@cryptsoft.com). This product includes software written by Tim
* Hudson (tjh@cryptsoft.com).
*
*/

```

Original SSLeay License

```

/* Copyright (C) 1995-1998 Eric Young (eay@cryptsoft.com)
* All rights reserved.
*
* This package is an SSL implementation written
* by Eric Young (eay@cryptsoft.com).
* The implementation was written so as to conform with Netscapes SSL.
*
* This library is free for commercial and non-commercial use as long as
* the following conditions are aheared to. The following conditions
* apply to all code found in this distribution, be it the RC4, RSA,
* lhash, DES, etc., code; not just the SSL code. The SSL documentation
* included with this distribution is covered by the same copyright terms
* except that the holder is Tim Hudson (tjh@cryptsoft.com).
*
* Copyright remains Eric Young's, and as such any Copyright notices in
* the code are not to be removed.
* If this package is used in a product, Eric Young should be given attribution
* as the author of the parts of the library used.
* This can be in the form of a textual message at program startup or
* in documentation (online or textual) provided with the package.
*
* Redistribution and use in source and binary forms, with or without
* modification, are permitted provided that the following conditions
* are met:
* 1. Redistributions of source code must retain the copyright
* notice, this list of conditions and the following disclaimer.

```

```

* 2. Redistributions in binary form must reproduce the above copyright
*   notice, this list of conditions and the following disclaimer in the
*   documentation and/or other materials provided with the distribution.
* 3. All advertising materials mentioning features or use of this software
*   must display the following acknowledgement:
*   "This product includes cryptographic software written by
*   Eric Young (eay@cryptsoft.com)"
*   The word 'cryptographic' can be left out if the routines from the library
*   being used are not cryptographic related :-).
* 4. If you include any Windows specific code (or a derivative thereof) from
*   the apps directory (application code) you must include an acknowledgement:
*   "This product includes software written by Tim Hudson (tjh@cryptsoft.com)"
*
* THIS SOFTWARE IS PROVIDED BY ERIC YOUNG ``AS IS" AND
* ANY EXPRESS OR IMPLIED WARRANTIES, INCLUDING, BUT NOT LIMITED TO, THE
* IMPLIED WARRANTIES OF MERCHANTABILITY AND FITNESS FOR A PARTICULAR PURPOSE
* ARE DISCLAIMED. IN NO EVENT SHALL THE AUTHOR OR CONTRIBUTORS BE LIABLE
* FOR ANY DIRECT, INDIRECT, INCIDENTAL, SPECIAL, EXEMPLARY, OR CONSEQUENTIAL
* DAMAGES (INCLUDING, BUT NOT LIMITED TO, PROCUREMENT OF SUBSTITUTE GOODS
* OR SERVICES; LOSS OF USE, DATA, OR PROFITS; OR BUSINESS INTERRUPTION)
* HOWEVER CAUSED AND ON ANY THEORY OF LIABILITY, WHETHER IN CONTRACT, STRICT
* LIABILITY, OR TORT (INCLUDING NEGLIGENCE OR OTHERWISE) ARISING IN ANY WAY
* OUT OF THE USE OF THIS SOFTWARE, EVEN IF ADVISED OF THE POSSIBILITY OF
* SUCH DAMAGE.
*
* The licence and distribution terms for any publically available version or
* derivative of this code cannot be changed. i.e. this code cannot simply be
* copied and put under another distribution licence
* [including the GNU Public Licence.]
*/

```